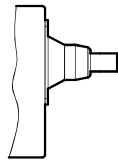
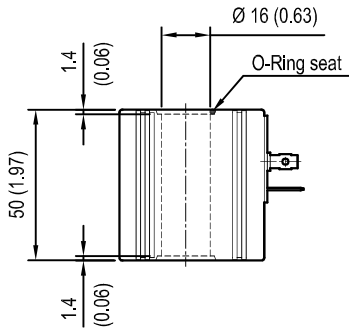
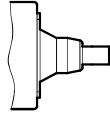
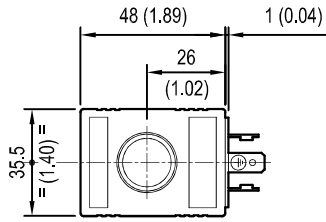


Coils - Connectors

COIL S7 - CLASS H - 30 W

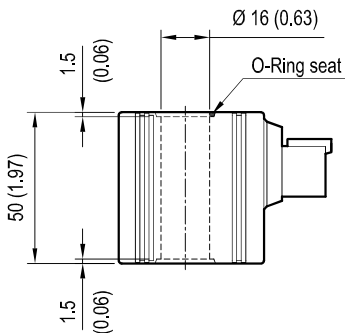
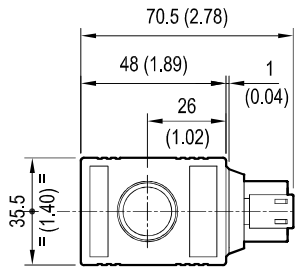
S7-H
DIN 43650-ISO 4400
IP65

SINGLE LEAD
IP54



[mm / Inches]

S7-D
DEUTSCH DT04-2P
IP69K



[mm / Inches]

Preferred types (readily available)

Type	Material number
OD02070130OB02	R901090824
OD02070130OC02	R901090825
OD02072030OB02	R901094589
OD02072030OG02	R934000349
OD02072230OG02	R934000355

OD.02.07 - X - Y - Z - 02

TECHNICAL DATA

Weight: 0.33 kg (0.73 lbs)
Heat insulation Class H: 180°C (356°F)
Ambient temperature range: -30/+60°C (-22/+140°F)
Inlet voltage fluctuations must not exceed ±10% of nominal voltage to obtain correct operation and long life coils.

X	Y	Connections	Circuit	Voltage
01	30	DIN 43650 - ISO 4400	Standard	DC
0H	02	SINGLE LEAD	Bidirectional Diode	DC *

* Length 200 mm (7.87 inches). Ext. diameter 0.53 mm (0.02). External and internal Shealth Silicone rubber.

Z	Voltage V	Resistance Ohm (±7%)	Power W	Current A		ΔT °C (°F)
	Nominal	Ta = 20-25°C (68-77°F)	Cold coil	Cold coil	Hot coil	1 hour energized at Ta=20-25°C (68-77°F) Nominal voltage
OB	12 DC	4.8	30	2.5	1.8	120-140 (248-284)
OC	24 DC	18.8	30	1.2	0.9	

X	Y	Connections	Circuit	Voltage
20	30	DEUTSCH DT04-2P	Standard	DC
22	30	DEUTSCH DT04-2P	Bidirectional Diode	DC

Z	Voltage V	Resistance Ohm (±7%)	Power W	Current A		ΔT °C (°F)
	Nominal	Ta = 20-25°C (68-77°F)	Cold coil	Coldcoil	Hot coil	1 hour energized at Ta=20-25°C (68-77°F) Nominal voltage
OB	12 DC	4.8	30	2.5	1.8	120-140 (248-284)
OG	14 DC	6.5	30	2.1	1.4	
OC	24 DC	18.8	30	1.2	0.9	

Available on request: different voltages, working duty Ed 50 %

These coils have passed the THERMAL SHOCK DUNK TEST

Note: for general information see "Section 7 - Technical Data"

Type	Material number
OD02072030OC02	R901094594
OD02072230OB02	R901094595
OD02072230OC02	R901094597
OD02070H02OB02	R934004373

Further types available by request