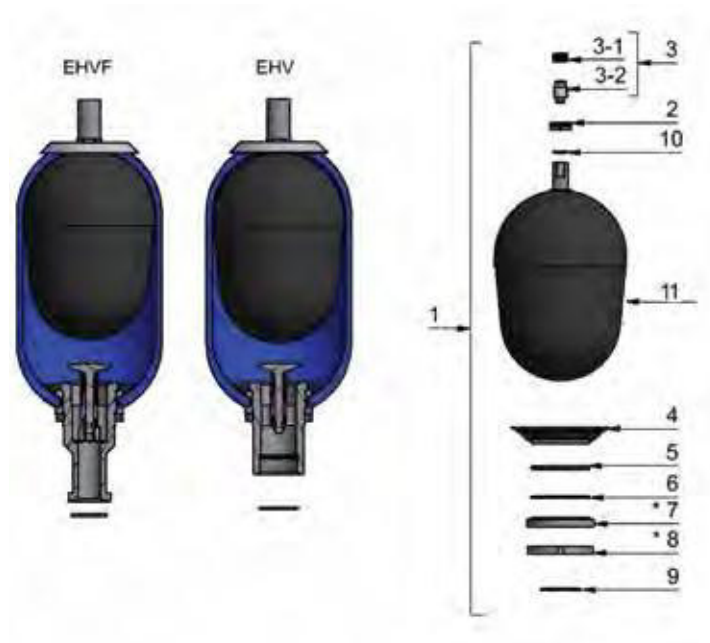


Spare Parts



Item	Spare parts
1	Spare Parts Kit
2	Valve nut
3	Gas valve Assembly
3.1	Gas valve
3.2	Gas valve plug
4	Anti-extrusion ring
5	Fluid port seal
6	Back up seal ring
7*	Spacer
8*	Locking nut
9	O-ring fluid port
10	Back up ring (depending on the model)
11	Bladder

* These parts are not delivered in the spare parts kit
 (complete repair kit)

EHV Series: How to order a high pressure accumulator

EHV 24,5- 330 /90-A25GA-200/100

Product Type

EHV High pressure bladder
 ETHV High pressure transfer bladder
 EHVf High pressure bladder flange

Volume in L (up to 4 Characters)

0,2 for 0,2 Liter
 20 for 20 Liters
 24,5 for 24,5 Liters

Maximum Working Pressure

120 for 120 bar max working pressure (stainless steel range)
 330 for 330 bar max working pressure
 350 for 350 bar max working pressure
 690 for 690 bar max working pressure

*If the product is not CE, use highest MWP according to regulation relevant to the product (see Approvals PAGES 84&85)

Approvals* According to:-

00 PED2014/68/EU, article 4.3	86 PED2014/68/EU + ASME VIII div 1 app 22 + SELO
11 PED2014/68/EU + BV Marine	88 PED2014/68/EU + SELO
13 PED2014/68/EU, article 4.3 + BV Marine	90 PED2014/68/EU
23 PED2014/68/EU, article 4.3 + ABS	91 ASME VIII div 1 app 22 + AS1210
24 PED2014/68/EU + DNVGL	92 ASME VIII div 1 app 22 + CRN
41 PED2014/68/EU + ABS	94 PED2014/68/EU + ASME VIII div 1 app 22
43 PED2014/68/EU, article 4.3 + ABS	AA PED2014/68/EU + NR13
48 ASME VIII div 1 app 22	AE ASME VIII div 1 + NR13
71 CUTR 032/2013	AU ASME VIII div 1 + CUTR 032/2013
83 PED2014/68/EU + AS1210	
85 PED2014/68/EU, article 4.3 + SELO	

Material (Shell and Fluid Port)

A All parts in carbon steel with Epoxy paint for shell only [-40°C;+80°C]
 B Carbon Steel shell + Internal Protection Epoxy 80 µm + stainless steel fluid port and valve
 C Carbon Steel shell + Int- Ext Protection Kanigen 50 µm + stainless steel fluid port and valve
 D Carbon Steel shell + Int- Ext Protection Blue Rilsan 200-300 µm + carbon steel fluid port and valve
 E Carbon Steel shell + stainless steel fluid port and valve
 F Carbon steel shell + Internal Protection Teflon 40-50 µm
 I All parts in stainless steel [-40°C;+80°C]
 R Carbon Steel shell + Int- Ext Protection Blue Rilsan 200-300 µ + stainless steel fluid port and valve
 Z Special

Bladder Mix

02 Mix 02 [-32°C;+115°C] Hydrin C	37 For Mix 37 [-59°C;+110°C] Nitrile Extreme Low Temp
10 Mix 10 [-30°C;+80°C] Nitrile Low Temperature	40 For Mix 40 [-15°C;+120°C] Butyl
20 Mix 20 [-6°C;+100°C] Nitrile Heavy Duty	47 For Mix 47 [-40°C;+120°C] EPDM
25 Mix 25 [-20°C;+100°C] Nitrile standard	80 For Mix 80 [-20°C;+140°C] Viton
30 Mix 30 [-5°C;+115°C] Nitrile Low Permeability	E2 For Mix E2 [-15°C;+100°C] Nitrile
35 Mix 35 [0°C;+130°C] Nitrile high temperature	XL For Mix XL [-10°C;+100°C] Nitrile very low permeation

Fluid Port Configuration

A Gas cyl. 1/2" (max flow rate: 120L/min)	G Gas cyl. 2" (max flow rate: 900L/min)	R Flange BR 400-38 (max flow rate: 900L/min, EHV 10L to 57L)
B Gas cyl. 3/4" (max flow rate: 240L/min)	H Gas cyl.2" DA (max flow rate: 1200L/min)	S Flange BR 400-25 (max flow rate: 450L/min, EHV 2,5L to 10L)
C Gas cyl. 1" (max flow rate: 360L/min)	J Gas cyl.2"1/2 GD (max flow rate 1800 L/min)	Z Special
D Gas cyl. 1"1/4" (max flow rate: 450L/min)	M Metric M40 x1.5	
E Gas cyl. 1"1/4" DA (max flow rate: 570L/min)	N Metric M50 x1.5	

Gas Valve Configuration

0 No gas valve	F Gas Valve Type - 5/8"- 18 UNF + Burst disc
A Gas Valve Type - 5/8"- 18 UNF	G Gas Valve Type - 7/8"- 14 UNF + Burst disc
B Gas Valve Type - 7/8"- 14 UNF	H Gas Valve Type- 7/8" -14 UNF integrated + Burst disc
C Gas Valve Type- 7/8" -14 UNF integrated	I Gas Valve Type - 5/8"- 18 UNF integrated + Burst disc
D Gas Valve Type - 5/8"- 18 UNF integrated	J Gas Valve Type- 7/8" -14 UNF high pressure + Burst disc
E Gas Valve Type- 7/8" -14 UNF high pressure	Z Special

Fluid Type

0 Not applicable
 1 Fluid Type 1 CE Fluid Group 1
 2 Fluid Type 2 - CE Fluid Group 2

Special

00 No Special features or configuration	D1 Standard documentation + Leak test report	ASME certified accumulator according to ASME VIII Div.1 :
EX ATEX	D2 Standard documentation + Descriptive statement + Design calculation note	30 MWP = 3000 psi (207 bar)
EZ ATEX with other special configuration	ZZ Special configuration or several options	36 MWP = 3600 psi (248 bar)
EU All components sourced in EU		40 MWP = 4000 psi (276 bar)
SP Special painting		50 MWP = 5000 psi (345 bar)

Precharge @ 20°C in Bar

When at storage pressure (Keep empty)*

*Parker precharge accumulator with 2 Bar for storage

100 When at storage (keep empty) example for 100 Bar precharge

EHV Series 330 bar, 10 to 57 Litres

Standard version (Carbon Steel shell/NBR mix) compatible with mineral oils (2).
 According to PED 2014/68/EU, EN 14359, Fluid Group 2 (3).

Product Prices, Part numbers, Accessories

Type Part number	Valve	Adaptor*	Clamps	Support Bracket	Mounting Frame	Lifting Eye on gas side	Complete Repair Kit
	see drawing	Threaded Part number	Model (quantity) Part number	Model Part number	Model Part number	Model Part number	Model Part number
EHV 10-330/90-A25GA-200 10837001125	A	G 1" cyl	D226 (2)	CE159A	EF2		KIT EHV 10-330/90-A25GA 19028900225
EHV 10-330/90-A25GB-200 10865401125	B	04557000223	20251503648	20109003620	20217600125	10912700200	KIT EHV 10-330/90-A25GB 19035800225
EHV 12-330/90-A25GA-200 10867101125	A	G 1" cyl	D226 (2)	CE159A	EF2		KIT EHV 12-330/90-A25GA 19032100225
EHV 12-330/90-A25GB-200 10867401125	B	04557000223	20251503648	20109003620	20217600125	10912700200	KIT EHV 12-330/90-A25GB 19035900225
EHV 20-330/90-A25GA-200 10837101125	A	G 1" cyl	D226 (2)	CE159A	EF2		KIT EHV 20-330/90-A25GA 19029000225
EHV 20-330/90-A25GB-200 10865501125	B	04557000223	20251503648	20109003620	20217600125	10912700200	KIT EHV 20-330/90-A25GB 19036000225
EHV 24.5-330/90-A25GA-200 10837201125	A	G 1" cyl	D226 (2)	CE159A	EF2		KIT EHV 24.5-330/90-A25GA 19029400225
EHV 24.5-330/90-A25GB-200 10865601125	B	04557000223	20251503648	20109003620	20217600125	10912700200	KIT EHV 24.5-330/90-A25GB 19036300225
EHV 32-330/90-A25GA-200 10837301125	A	G 1" cyl	D226 (2)	CE159A	EF3		KIT EHV 32-330/90-A25GA 19029100225
EHV 32-330/90-A25GB-200 10865701125	B	04557000223	20251503648	20109003620	20217700125	10912700200	KIT EHV 32-330/90-A25GB 19036100225
EHV 42-330/90-A25GA-200 11112301125	A	G 1" cyl	D226 (2)	CE159A	EF3		KIT EHV 42-330/90-A25GA 19060800225
EHV 42-330/90-A25GB-200 11123601125	B	04557000223	20251503648	20109003620	20217700125	10912700200	KIT EHV 42-330/90-A25GB 19061100225
EHV 50-330/90-A25GA-200 11076701125	A	G 1" cyl	D226 (2)	CE159A	EF3		KIT EHV 50-330/90-A25GA 19054100225
EHV 50-330/90-A25GB-200 11076801125	B	04557000223	20251503648	20109003620	20217700125	10912700200	KIT EHV 50-330/90-A25GB 19054200225
EHV 57-330/90-A25GA-200 11112401125	A	G 1" cyl	D226 (2)	CE159A	EF3		KIT EHV 57-330/90-A25GA 19060900225
EHV 57-330/90-A25GB-200 11123801125	B	04557000223	20251503648	20109003620	20217700125	10912700200	KIT EHV 57-330/90-A25GB 19061200225

(2) For other fluids consult Parker

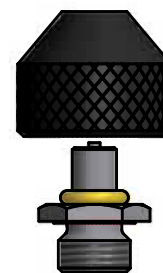
(3) For Fluid group 1 consideration : consult Parker

*For more adaptor options see pages 74 & 75

Model of valve stem
 5/8" 18 UNF
 (A)



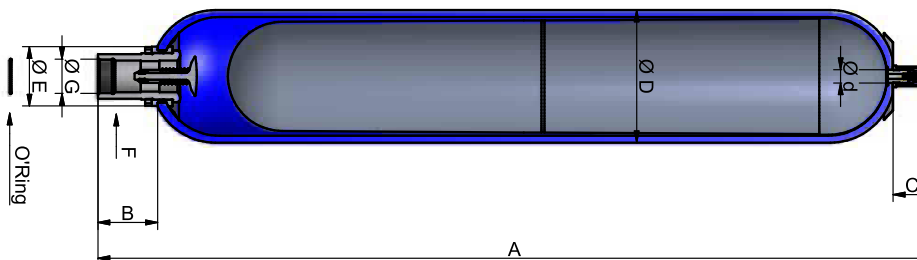
Model of valve stem
 7/8" 14 UNF
 (B)



Type	Effective Gas vol. Litres	Max. Working pressure (PS) bar	Max Flow Rate l/min	Admissible Accumulator Temperature min/max (°C) (1)	Weight kg	Gas connection	Dimensions in mm							
							A max Height	B	C	øD	ød	øE	F on flats	G connection
EHV 10-330/90-A25GA	9.2	330	900	-20/+80	31	5/8" 18 UNF	587	103	66	226	22.5	101	70	G2"
EHV 10-330/90-A25GB						7/8" 14 UNF								
EHV 12-330/90-A25GA	11	330	900	-20/+80	36	5/8" 18 UNF	687	103	66	226	22.5	101	70	G2"
EHV 12-330/90-A25GB						7/8" 14 UNF								
EHV 20-330/90-A25GA	17.8	330	900	-20/+80	49	5/8" 18 UNF	897	103	66	226	22.5	101	70	G2"
EHV 20-330/90-A25GB						7/8" 14 UNF								
EHV 24.5-330/90-A25GA	22.5	330	900	-20/+80	56	5/8" 18 UNF	1032	103	66	226	22.5	101	70	G2"
EHV 24.5-330/90-A25GB						7/8" 14 UNF								
EHV 32-330/90-A25GA	32	330	900	-20/+80	81	5/8" 18 UNF	1420	103	66	226	22.5	101	70	G2"
EHV 32-330/90-A25GB						7/8" 14 UNF								
EHV 42-330/90-A25GA	42	330	900	-20/+80	87	5/8" 18 UNF	1562	103	66	226	22.5	101	70	G2"
EHV 42-330/90-A25GB						7/8" 14 UNF								
EHV 50-330/90-A25GA	48.5	330	900	-20/+80	110	5/8" 18 UNF	1936	103	66	226	22.5	101	70	G2"
EHV 50-330/90-A25GB						7/8" 14 UNF								
EHV 57-330/90-A25GA	51	330	900	-20/+80	116	5/8" 18 UNF	2032	103	66	226	22.5	101	70	G2"
EHV 57-330/90-A25GB						7/8" 14 UNF								

(1)Temperature range can change depending on shell and elastomer material. Please see bladder materials and Type (page 87)

Above dimensions are in mm and are subject to manufacturing tolerances.



EHV Series 330 bar, 10 to 50 Litres, Marine

Standard version (Carbon Steel shell/NBR mix) compatible with mineral oils (2).
 According to PED 2014/68/EU, EN 14359, Fluid Group 2 (3).

Product, Part numbers, Accessories

/43 /24	/13 /11	/23 /41		Adaptor*	Clamps	Support Bracket	Mounting Frame	Lifting Eye on gas side	Complete Repair Kit
/24 : PED & DNV GL	/11 : PED & BV MARINE	/41 : PED & ABS	Valve model see drawing	Threaded	Model (quantity)	Model	Model	Model	Model
				Part number	Part number	Part number	Part number	Part number	Part number
EHV 10-330/24-A25GB-200 11168801125	EHV 10-330/11-A25GB-200 10999501125	EHV 10-330/41-A25GB-200 11165501125	B	G 1" cyl 04557000223	D226 (2) 20251503648	CE159A 20109003620	EF2 20217600125	10912700200	KIT EHV 10-330/XX-A25GB 19035800225
EHV 12-330/24-A25GB-200 11168901125	EHV 12-330/11-A25GB-200 10999601125	EHV 12-330/41-A25GB-200 11166501125	B	G 1" cyl 04557000223	D226 (2) 20251503648	CE159A 20109003620	EF2 20217600125	10912700200	KIT EHV 12-330/XX-A25GB 19035900225
EHV 20-330/24-A25GB-200 11169001125	EHV 20-330/11-A25GB-200 10999701125	EHV 20-330/41-A25GB-200 11166601125	B	G 1" cyl 04557000223	D226 (2) 20251503648	CE159A 20109003620	EF2 20217600125	10912700200	KIT EHV 20-330/XX-A25GB 19036000225
EHV 24.5-330/24-A25GB-200 11169101125	EHV 24.5-330/11-A25GB-200 10999801125	EHV 24.5-330/41-A25GB-200 11166701125	B	G 1" cyl 04557000223	D226 (2) 20251503648	CE159A 20109003620	EF2 20217600125	10912700200	KIT EHV 24.5-330/XX-A25GB 19036300225
EHV 32-330/24-A25GB-200 11169201125	EHV 32-330/11-A25GB-200 10999901125	EHV 32-330/41-A25GB-200 11166801125	B	G 1" cyl 04557000223	D226 (2) 20251503648	CE159A 20109003620	EF3 20217700125	10912700200	KIT EHV 32-330/XX-A25GB 19036100225
EHV 50-330/24-A25GB-200 11169401125	EHV 50-330/11-A25GB-200 11127901125	EHV 50-330/41-A25GB-200 11167001125	B	G 1" cyl 04557000223	D226 (2) 20251503648	CE159A 20109003620	EF3 20217700125	10912700200	KIT EHV 50-330/XX-A25GB 19054200225

(2) For other fluids consult Parker

(3) For Fluid group 1 consideration : consult Parker

*For more adaptor options see pages 74&75

Model of valve stem
 7/8" 14 UNF
 (B)

