




Bulletin HY17-8561-M1/UK

# Spare Parts List

## Series L90LS

Effective date: February 10, 2012  
Supersedes: December 28, 2011

---



This list of spare parts is designed to give you a good idea of the components included in the product range for valves. To see precisely which component is used for a specific product, you will need to look at the customer specification for the product in question. The customer specification contains a number of entries, and for each entry, a code pressure or flow is specified with a code or a number. To help you find your way around, this list of spare parts contains references to these entries and codes.

Codes on the image page of the list of spare parts usually appear in bold and enclosed in a border. The table page contains available spare part sets. The ordering code is the product code that appears in the Part column.















The spare part to be used is determined by the first two columns, which contain the entry and the code from the customer specification. If these columns are empty, the spare part set is valid regardless of the selected code, unless indicated otherwise

The symbols in the frame below are used in this Spare Parts List to help you find the right tools, the right torques, suitable grease etc.

**Conversion factors**

- 1 kg = 2.2046 lb
- 1 N = 0.22481 lbf
- 1 Nm = 0.10197 kpm
- 1 bar = 14.504 psi
- 1 l = 0.21997 UK gallon
- 1 l = 0.26417 US gallon
- 1 cm<sup>3</sup> = 0.061024 in<sup>3</sup>
- 1 m = 3.2808 feet
- 1 mm = 0.03937 in
- 9/5 °C + 32 = °F

**Symbols for servicing**

-  = Phillips screw
-  = Slot screw
-  = Socket head dimensions in mm and/or inch
-  = Hexagon dimensions in mm and/or inch
-  = Sixpoint socket
-  = Wrench size in mm and/or inch or special assembly/disassembly tool needed. No...
-  = See appendix A
-  = Thread for disassembly type...
-  = Tightening torque in Nm
-  = Use locking/sealing fluid type...
-  = Use corrosion preventative type...
-  = Use hydraulic liquid for lubrication
-  = Use grease type...
-  = See appendix A



**WARNING – USER RESPONSIBILITY**

**FAILURE OR IMPROPER SELECTION OR IMPROPER USE OF THE PRODUCTS DESCRIBED HEREIN OR RELATED ITEMS CAN CAUSE DEATH, PERSONAL INJURY AND PROPERTY DAMAGE.**

This document and other information from Parker-Hannifin Corporation, its subsidiaries and authorized distributors provide product or system options for further investigation by users having technical expertise.

The user, through its own analysis and testing, is solely responsible for making the final selection of the system and components and assuring that all performance, endurance, maintenance, safety and warning requirements of the application are met. The user must analyze all aspects of the application, follow applicable industry standards, and follow the information concerning the product in the current product catalog and in any other materials provided from Parker or its subsidiaries or authorized distributors.

To the extent that Parker or its subsidiaries or authorized distributors provide component or system options based upon data or specifications provided by the user, the user is responsible for determining that such data and specifications are suitable and sufficient for all applications and reasonably foreseeable uses of the components or systems.

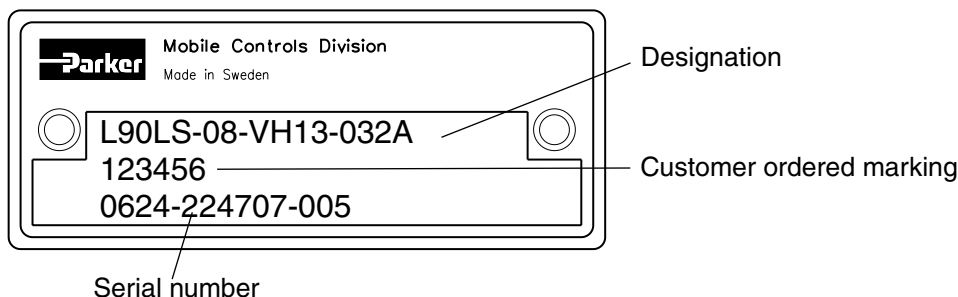
**Offer of Sale**

Please contact your Parker representation for a detailed "Offer of Sale".

<b>List of contents</b>	<b>Page</b>
Inlet section: CFC, LS1, LS2, .....	4
Inlet section: AS, AS2, PLM.....	6
Inlet section: P1B, T1B, BEN, BB, BX.....	8
Inlet section: KS, KB, / .....	10
Inlet plate IP: P1B, T1B.....	12
Spool Actuators, Side A: LM, LU .....	14
Spool Actuators, Side A: L10, A028 .....	16
Spool Actuators, Side A: PC, EC, EC2, EB, PCH, ECH, ECH2, EBH, ECHL, ECHL2, ECP, ECP2, ECSP, ECSP2.....	18
Spool Actuators, Side B: C, B3, FD .....	20
Spool Actuators, Side B: ACE, ACP .....	22
Spool Actuators, Side B: ACEF .....	24
Spool Actuators, Side B: CH, CHX, CHB3, PC, PCH.....	26
Spool Actuators, Side B: EB, EBH, EBHL, EC, ECH, ECHL, ECP, ECS, ECSP, A, D, 12, 24, A034, A036.....	28
Spool Actuators, Side B: EC2, ECS2, ECH2, ECHL2, ECP2, ECSP2, A, D, 12, 24, A034, A036 .....	30
Spool Section: K, KL, KX, KH, N, X, KAP, KAS .....	32
Spool Section, Accessories.....	34
Combined Spool-End Section: T2B, P2B, PS, LSP, TPX, LSPX.....	36
End Section: LSP, LSPB, P2B, T2B, T3B, MF, R, S, YS.....	38
Outlet (U) Section, Accessories: TP, TPB, REA, REN, RB .....	40
Basic Valve, Tie rod kits, Bracket kits, Intersection seal kit.....	42
Appendix A: Warnings .....	44
Appendix B: PC, PCH, EC, EC2, ECS, ECS2, ECH, ECH2, ECHL, ECHL2 .....	45
Appendix B: Inlet section old style, CFC/LS1/LS2.....	46
Appendix C: Assembly Instructions. Tools .....	48
Appendix E: Manifolds .....	49

This spare parts list is valid for L90LS only. See product designation on the name plate.

**Name plate**

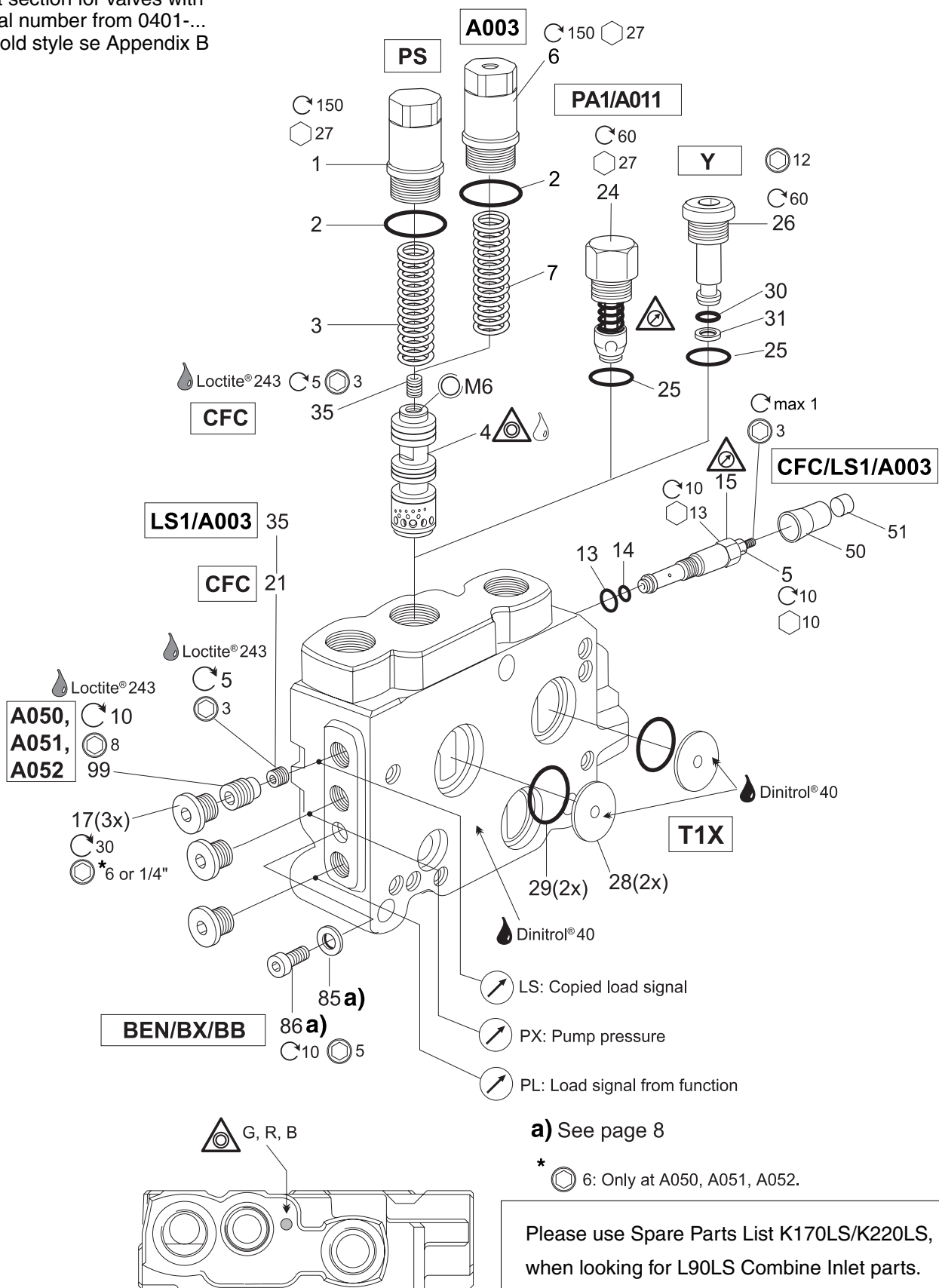


Valve serial numbers consist of three groups of digits  
 The first group shows year and week of manufacture:  
 In this example, 0624 means week 24 of 2006  
 The remaining digits are for internal use within Parker

















Notice ! Some valves hasn't any designation code stamped. Some valves has the serial number and designation code text line in opposite order than the example above.

**PS, PA1, Y, T1X, CFC, LS1, LS2, BEN, BB, BX, A003, A050, A051, A052**

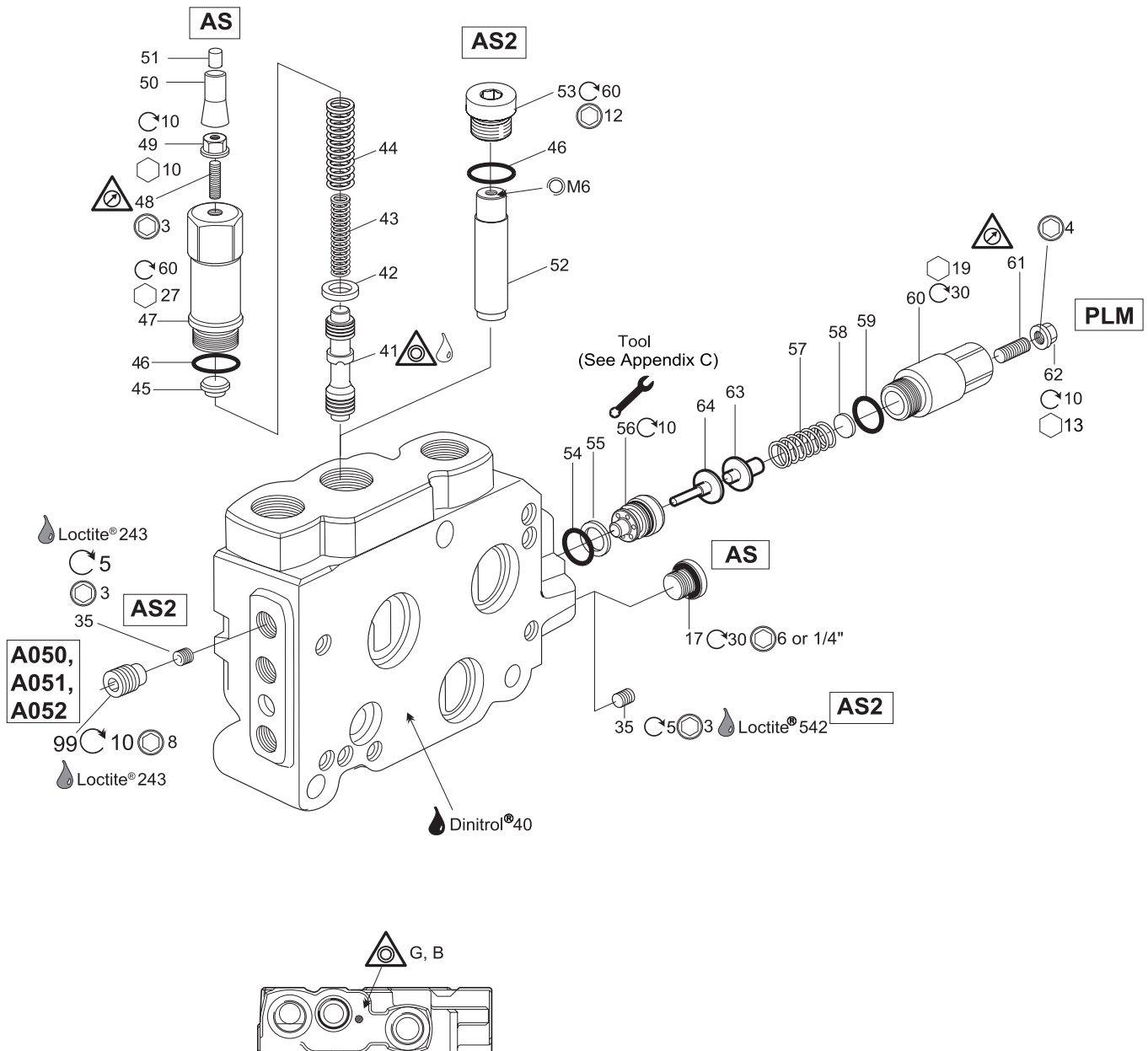
Inlet section for valves with  
 serial number from 0401-...  
 For old style se Appendix B



Please use Spare Parts List K170LS/K220LS,  
 when looking for L90LS Combine Inlet parts.

See Customer Specification				
Code	Pos	Part	Description	Remarks / Items
<b>CFC + PS</b>	15 + 16	393000H245	Main relief valve, size Blue	1, 2, 3, 4 [35], 15 [5, 13, 14], 21, 50, 51
<b>CFC + PS</b>	15 + 16	393000H445	Main relief valve, size Green	1, 2, 3, 4 [35], 15 [5, 13, 14], 21, 50, 51
<b>CFC + PS</b>	15 + 16	393000H645	Main relief valve, size Red	1, 2, 3, 4 [35], 15 [5, 13, 14], 21, 50, 51
<b>LS1 + PS</b>	15 + 16	393000H246	Main relief valve, size Blue	1, 2, 3, 4, 15 [5, 13, 14], 35, 50, 51
<b>LS1 + PS</b>	15 + 16	393000H446	Main relief valve, size Green	1, 2, 3, 4, 15 [5, 13, 14], 35, 50, 51
<b>LS1 + PS</b>	15 + 16	393000H646	Main relief valve, size Red	1, 2, 3, 4, 15 [5, 13, 14], 35, 50, 51
<b>CFC, LS1; A003</b>	15; 29	398000K069	Main relief valve PLD03	15 [5, 13, 14]
<b>CFC, LS1; A003</b>	15; 29	393000K831	Seal kit	5, 13, 14
<b>CFC, LS1; A003</b>	15; 29	393000K852	Sealing kit	50, 51
<b>A003</b>	29	6761021	Main relief valve A003, size Blue	2, 4, 6, 7, 35
<b>A003</b>	29	6761022	Main relief valve A003, size Green	2, 4, 6, 7, 35
<b>A003</b>	29	6761023	Main relief valve A003, size Red	2, 4, 6, 7, 35
<b>PA1 + 63</b>	16 + 17	393000K203	Main relief valve, 63 bar	24 [25] 
<b>PA1 + 80</b>	16 + 17	393000K204	Main relief valve, 80 bar	24 [25] 
<b>PA1 + 100</b>	16 + 17	393000K205	Main relief valve, 100 bar	24 [25] 
<b>PA1 + 125</b>	16 + 17	393000K206	Main relief valve, 125 bar	24 [25] 
<b>PA1 + 140</b>	16 + 17	393000K207	Main relief valve, 140 bar	24 [25] 
<b>PA1 + 160</b>	16 + 17	393000K022	Main relief valve, 160 bar	24 [25] 
<b>PA1 + 175</b>	16 + 17	393000K023	Main relief valve, 175 bar	24 [25] 
<b>PA1 + 190</b>	16 + 17	393000K024	Main relief valve, 190 bar	24 [25] 
<b>PA1 + 210</b>	16 + 17	393000K025	Main relief valve, 210 bar	24 [25] 
<b>PA1 + 230</b>	16 + 17	393000K026	Main relief valve, 230 bar	24 [25] 
<b>PA1 + 240</b>	16 + 17	393000K033	Main relief valve, 240 bar	24 [25] 
<b>PA1 + 250</b>	16 + 17	393000K027	Main relief valve, 250 bar	24 [25] 
<b>PA1 + 260</b>	16 + 17	393000K032	Main relief valve, 260 bar	24 [25] 
<b>PA1 + 280</b>	16 + 17	393000K028	Main relief valve, 280 bar	24 [25] 
<b>PA1 + 300</b>	16 + 17	393000K029	Main relief valve, 300 bar	24 [25] 
<b>PA1 + 320</b>	16 + 17	393000K742	Main relief valve, 320 bar	24 [25] 
<b>A011 + 330</b>	16 + 17	393000K030	Main relief valve, 330 bar	24 [25] 
<b>A011 + 350</b>	16 + 17	393000K031	Main relief valve, 350 bar	24 [25] 
<b>A011 + 380</b>	16 + 17	393000K634	Main relief valve, 380 bar	24 [25] 
	-	9120088010	Seal kit	25 (2 pcs in kit)
<b>Y</b>	16	393000K034	Main relief cavity plugged, Y	26 [25, 30, 31]
	-	393000K804	Seal kit, Y-plug	25, 30, 31
<b>T1X</b>	25	393000K253	T1X kit	28(2x), 29(2x)
	-	6760101	Orifice Ø0.7 mm	21 (5 pcs in kit)
	-	6760100	Plug M6x6	35 (5 pcs in kit)
<b>G</b>	04	-	Plug VSTI1/4EDCF	17(3x)
<b>U</b>	04	-	Plug 6HP5ON-S	17(3x)
<b>A050 + G</b>	29 + 04	6760561	Restrictor Ø0.4 mm check valve A050	99
<b>A051 + G</b>	29 + 04	6760571	Restrictor Ø0.6 mm check valve A051	99
<b>A052 + G</b>	29 + 04	6760562	Restrictor Ø0.8 mm check valve A052	99

**AS, AS2, PLM, A050, A051, A052**



Please use Spare Parts List K170LS/K220LS,  
 when looking for L90LS Combine Inlet parts.

**Inlet section**

See Customer Specification				
Code	Pos	Part	Description	Remarks / Items
AS	15	393000K867	Difference pressure limiter, size 'B'	41, 42, 43, 44, 45, 46, 47, 48, 49
AS	15	6760756	Difference pressure limiter, size 'G'	41, 42, 43, 44, 45, 46, 47, 48, 49
AS	15	393000K852	Sealing set	50, 51
AS + G	15 + 04	-	Plug VST11/4EDCF	17
AS + U	15 + 04	-	Plug 6HP5ON-S	17
AS2	15	393000K868	Cavity plug	52, 53, 46
		6760100	Plug M6x6	35 (5 pcs in kit)
PLM	16	9120092278	System pressure limiter	54, 55, 56, 57, 58, 59, 60, 61, 62, 63, 64
	-	9120092271	Seal kit	54, 55, 59, 62
A050 + G	29 + 04	6760561	Restrictor Ø0.4 mm check valve A050	99
A051 + G	29 + 04	6760571	Restrictor Ø0.6 mm check valve A051	99
A052 + G	29 + 04	6760562	Restrictor Ø0.8 mm check valve A052	99





See Customer Specification				
Code	Pos	Part	Description	Remarks / Items
<b>T1B + G</b>	25 + 04	-	Plug VSTI3/4EDCF	88
<b>T1B + U</b>	25 + 04	-	Plug 12HP5ON-S	88
<b>P1B + G</b>	26 + 04	-	Plug VSTI3/4EDCF	88
<b>P1B + U</b>	26 + 04	-	Plug 12HP5ON-S	88
<b>BB</b>	22	393000K208	Pump blocking cavity plugged, size B	82 [81], 83 [69], 84, 85, 86
<b>BB</b>	22	393000K408	Pump blocking cavity plugged, size G	82 [81], 83 [69], 84, 85, 86
<b>BB</b>	22	393000K608	Pump blocking cavity plugged, size R	82 [81], 83 [69], 84, 85, 86
<b>BEN</b>	22	6760633	BEN adapter, cpl.	73 [69, 71, 72]
<b>BEN</b>	22	6760636	BEN nut	78
<b>BEN, BB, BX</b>	22	6760017	Plug kit M6x10 (2 pcs in kit)	85(2x), 86(2x)
<b>BEN, BB, BX</b>	22	6760222	Plug kit M6x10 (5 pcs in kit)	85(5x), 86(5x)
<b>BEN</b>	22	6760653	GS02 13 10N, Solenoid cartridge	76 [74, 75, 87],
<b>BEN + 12</b>	22 + 05	393000K448	CCS012A, Coil 12 VDC	77
<b>BEN + 24</b>	22 + 05	6760652	CCS024A, Coil 24 VDC	77
<b>BX + G</b>	22 + 04	393000K654	BX plug, BSP	70 [69], 84
<b>BX + U</b>	22 + 04	393000K653	BX plug, UNF	70 [69], 84
<b>BX, BEN</b>	22	393000K655	BX/BEN poppet, size R	68 [66, 67]
<b>BX, BEN</b>	22	393000K656	BX/BEN poppet, size G	68 [66, 67]
<b>BX, BEN</b>	22	393000K657	BX/BEN poppet, size B	68 [66, 67]
<b>BX + A026</b>	22 + 29	393000K905	BX poppet A026, size R	68 [66, 67]
<b>BX + A026</b>	22 + 29	393000K906	BX poppet A026, size G	68 [66, 67]
<b>BX + A026</b>	22 + 29	393000K907	BX poppet A026, size B	68 [66, 67]
<b>BEN, BX</b>	22	393000K805	Seal kit BEN, BX	66, 67, 69, 71, 72, 74, 75, 85, 87
<b>BEN</b>	22	9120091009	Seal kit BEN	74, 75, 87

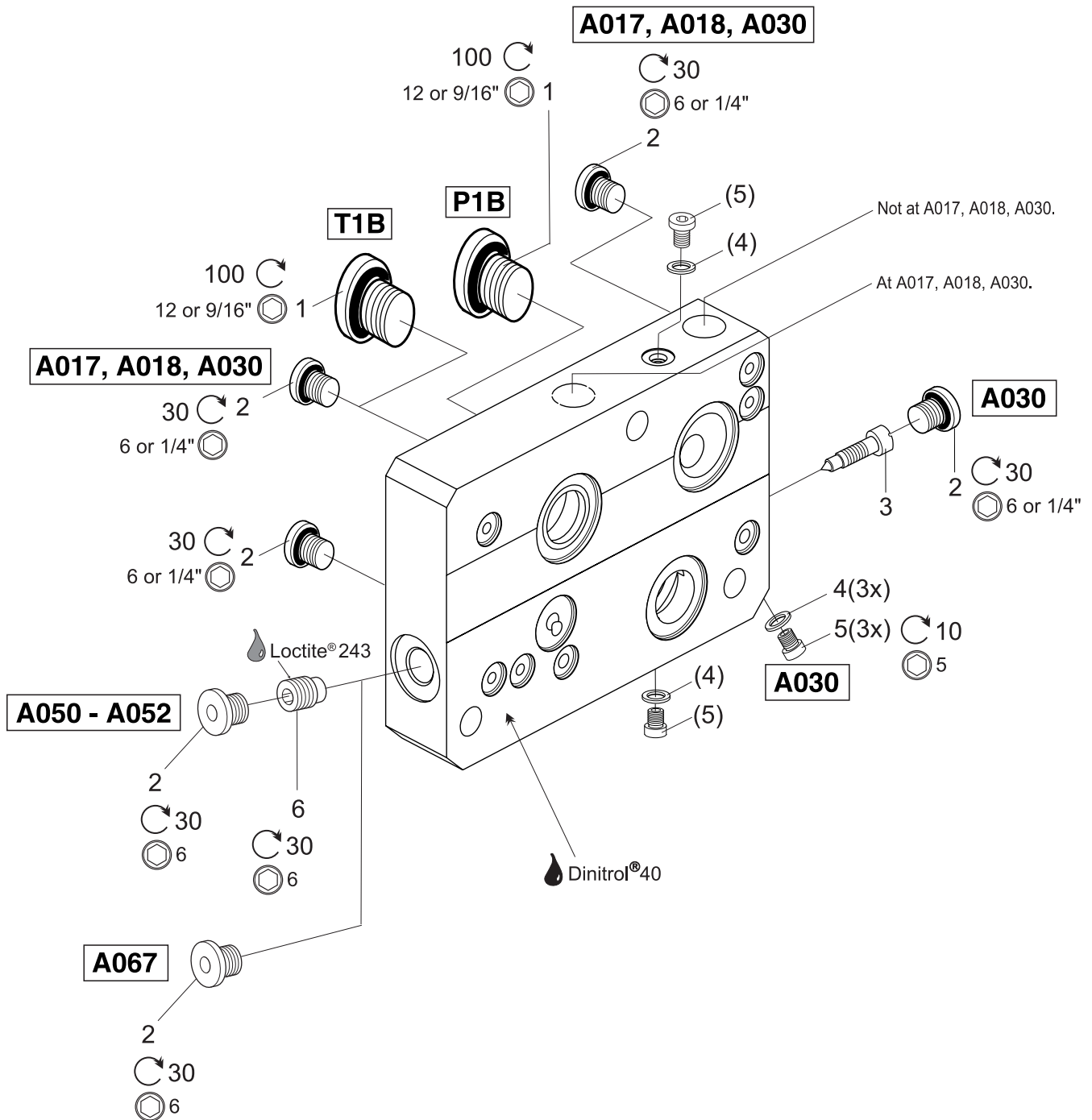


**Inlet section**

See Customer Specification				
Code	Pos	Part	Description	Remarks / Items
KS	20	393000K035	Copy spool KS, size G, (old)	91(2x), 92(2x), 93, 94, 95
KS	20	393000K435	Copy spool KS, size R, (old)	91(2x), 92(2x), 93, 94, 95
KS	20	393000K037	Copy spool KS, size G, (new)	94, 96
KS	20	393000K437	Copy spool KS, size R, (new)	94, 96
KB	20	393000K038	No copy spool, (old)	35, 91(2x), 92(2x)
KB, KS	20	-	Plug VST11/8EDCF, (new)	96
KB	20	6760100	Screw M6x6, (5 pcs in kit)	35 (5x)
/	20	6760222	Screw/flatseal kit, (5 pcs in kit)	85, 86 (Section not machined for KS/KB)
/	20	6760101	Orifice Ø0.7 mm (5 pcs in kit)	21 (See page 4)

**Inlet plate IP**

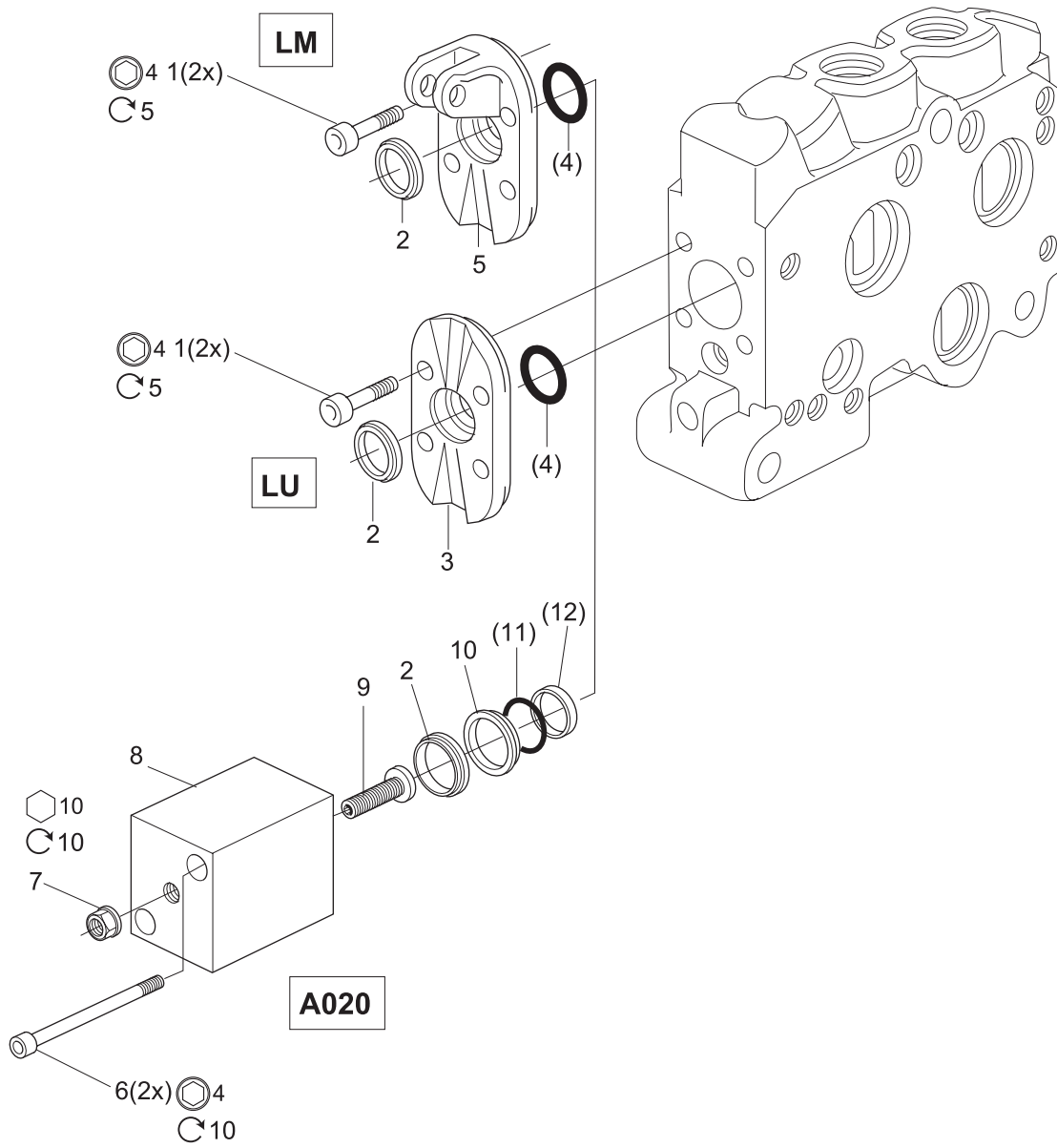
**P1B, T1B, A017, A018, A030, A050, A051, A052, A067**



**Inlet plate IP**

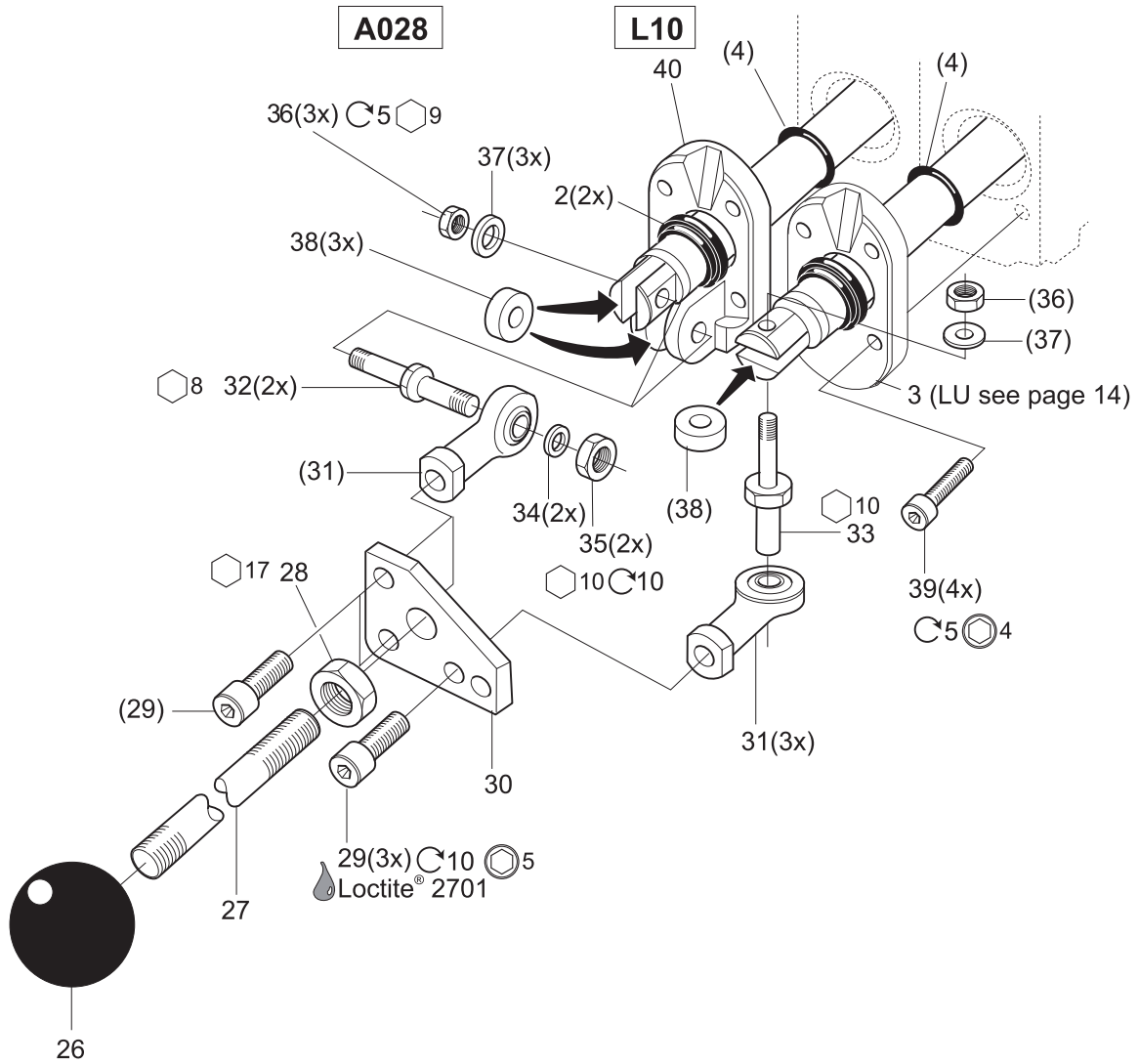
See Customer Specification				
Code	Pos	Part	Description	Remarks / Items
<b>G</b>	04	-	Plug VSTI1/4EDCF	2
<b>U</b>	04	-	Plug 6HP5ON-S	2
<b>T1B + G</b>	25 + 04	-	Plug VSTI3/4EDCF	1
<b>T1B + U</b>	25 + 04	-	Plug 12HP5ON-S	1
<b>P1B + G</b>	26 + 04	-	Plug VSTI3/4EDCF	1
<b>P1B + U</b>	26 + 04	-	Plug 12HP5ON-S	1
<b>A030 + G</b>	15 + 04	9120092312	Kit A030, BSP	2, 3
<b>A030 + U</b>	15 + 04	9120092311	Kit A030, UNF	2, 3
<b>A030 + G, U</b>	15 + 04	6760017	Plug kit M6x10	4(2x), 5(2x)
<b>A050 + G</b>	29 + 04	6760561	Restrictor Ø0.4 mm check valve A050	6
<b>A051 + G</b>	29 + 04	6760571	Restrictor Ø0.6 mm check valve A051	6
<b>A052 + G</b>	29 + 04	6760562	Restrictor Ø0.8 mm check valve A052	6
<b>A067 + G</b>	15 + 04	-	Plug VSTI1/4EDCF	2

**LM, LU, A020**



See Customer Specification				
<b>Code</b>	<b>Pos</b>	<b>Part</b>	<b>Description</b>	<b>Remarks / Items</b>
<b>LM</b>	51	393000K241	Lever bracket	1(2x), 5 [2], 4 (4 see page 20 and 22)
<b>LU</b>	51	393000K242	Cover	1(2x), 3 [2], 4 (4 see page 20 and 22)
<b>A020</b>	59	-	Stroke limiting kit ACE, ACP	See page 22, 23
	-	393000K807	Spool seal kit	2, 4(2x) (4 see page 20 and 22)

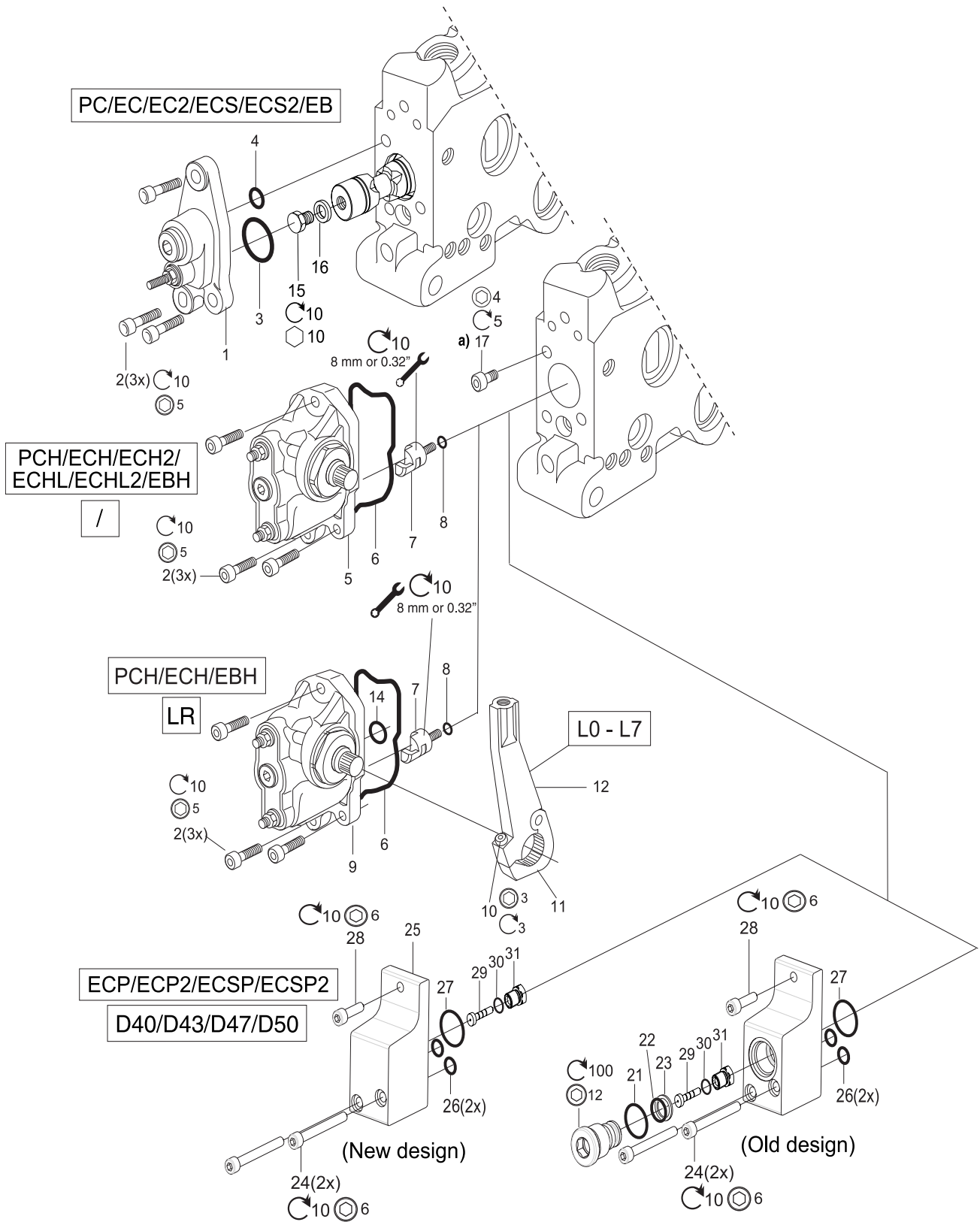
**L10, A028**





See Customer Specification				
Code	Pos	Part	Description	Remarks / Items
A028	59	9122178014	Mechanical joy-stick spool actuator	26, 27, 28, 29(3x), 30, 31(3x), 32(2x), 33, 34(2x), 35(2x), 36(3x), 37(3x), 38(3x)
A028	59	6760954	Handle ball Ø25xØ10	26
L10	51	9120079266	Lever bracket	4, 39(2x), 40 [2] (4 see page 20 and 22)
	-	393000K807	Spool seal kit	2, 4(2x) (4 see page 20 and 22)

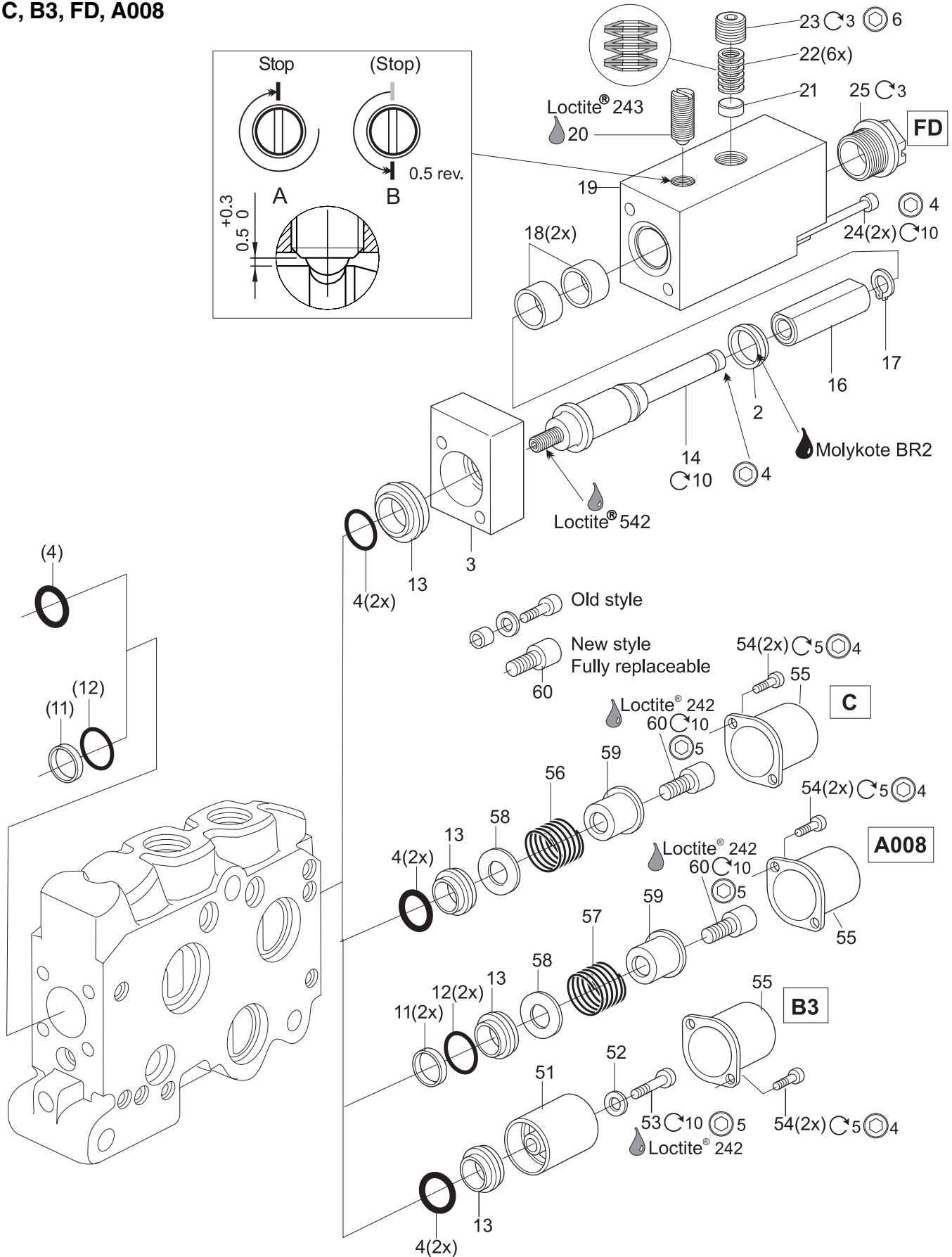
**EB, EBH, EC, ECH, ECHL, ECP, ECS, ECSP, PC, PCH,  
 EC2, ECH2, ECP2, ECS2, ECSP2, ECHL2**



See Customer Specification				
Code	Pos	Part	Description	Remarks / Items
<b>EC, ECS, EB, PC, EC2, ECS2 + G</b>	50 + 04	393000K337	Cap kit, BSP	1, 2(3x), 3, 4
<b>EC, ECS, EB, PC + U</b>	50 + 04	393000K338	Cap kit, UNF	1, 2(3x), 3, 4
<b>A016 + G</b>	50 + 04	393000K746	Cover kit, BSP	Not shown
<b>A016 + U</b>	50 + 04	393000K747	Cover kit, UNF	Not shown
	-	6760774	Seal kit, BSP	Pls see Appendix B
	-	6760685	Seal kit, UNF	Pls see Appendix B
<b>ECH*, EBH, PCH + / + G</b>	50 + 52 + 04	393000K319	Lever housing kit (BSP)	2(3x), 5, 6, 7, 8, 17 <b>a)</b>
<b>ECH*, EBH, PCH + / + U</b>	50 + 52 + 04	393000K320	Lever housing kit (UNF)	2(3x), 5, 6, 7, 8, 17 <b>a)</b>
<b>ECH*, EBH, PCH</b>	-	6760775	Seal kit, BSP	Pls see Appendix B
<b>ECH*, EBH, PCH</b>	-	6760625	Seal kit, UNF	Pls see Appendix B
<b>ECH,EBH,PCH + LR + G</b>	50 + 52 + 04	393000K419	Lever housing kit (BSP)	2(3x), 6, 7, 8, 9, 14
<b>ECH,EBH,PCH + LR + U</b>	50 + 52 + 04	393000K420	Lever housing kit (UNF)	2(3x), 6, 7, 8, 9, 14
<b>ECH, EBH, PCH + LR</b>	-	6760809	Seal kit	Pls see Appendix B
<b>ECH, EBH, PCH + /</b>	-	6760810	Seal kit	Pls see Appendix B
<b>ECH, EBH, PCH + /</b>	-	6760812	Seal kit	Pls see Appendix B
<b>L0 - L7</b>	51	393000K344	Lever kit	10, 11, 12
	(69)	6760663	Screw kit	15, 16
<b>ECP, ECP2, ECSP, ECSP2 + Dxx</b>	50 + 52	6760233	Cap kit on A- side	24(2x),25, 26(2x), 27, 28
<b>ECP, ECP2, ECSP, ECSP2 + D40</b>	50 + 52	6763105	Pin kit D40	29, 30, 31
<b>ECP, ECP2, ECSP, ECSP2 + D43</b>	50 + 52	6763106	Pin kit D43	29, 30, 31
<b>ECP, ECP2, ECSP, ECSP2 + D47</b>	50 + 52	6763107	Pin kit D47	29, 30, 31
<b>ECP, ECP2, ECSP, ECSP2 + D50</b>	50 + 52	6763108	Pin kit D50	29, 30, 31
<b>ECP, ECP2, ECSP, ECSP2</b>	50	6760236	Seal kit (old design)	21, 22, 23, 26(2x), 27
<b>ECP, ECP2, ECSP, ECSP2</b>	50	6763100	Seal kit (new design)	26(2x), 27

a) Screw item 17 has expired from Serial No. 0622... (machining for M5 hole does not exist any more).

**C, B3, FD, A008**



See Customer Specification				
<b>Code</b>	<b>Pos</b>	<b>Part</b>	<b>Description</b>	<b>Remarks / Items</b>
<b>C</b>	50	393000K235	Spool actuator, spring centered	4(2x), 13, 54(2x), 55, 56, 58, 59, 60
<b>C + A008</b>	50 + 59	393000K619	C actuator, with lower spring forces	11(2x), 12(2x), 13, 54(2x), 55, 57, 58, 59, 60
<b>B3</b>	50	393000K236	Spool actuator, 3-pos. detent	4(2x), 13, 51, 52, 53, 54(2x), 55
<b>FD</b>	50	393000K896	Spool actuator FD (complete)	2 (see page 14), 3, 4(2x), 13, 14, 15 [16, 17], 19 [18(2x), 20, 21, 22(6x), 23], 24(2x), 25
	-	6760130	Detent and Friction kit FD	20, 21, 22(6x), 23
	-	393000K807	Spool seal kit, standard	2 (see page 14), 4(2x)
<b>A008</b>	59	9120079275	Spool seal kit, low friction	2 (see page 14), 11(2x), 12(2x)

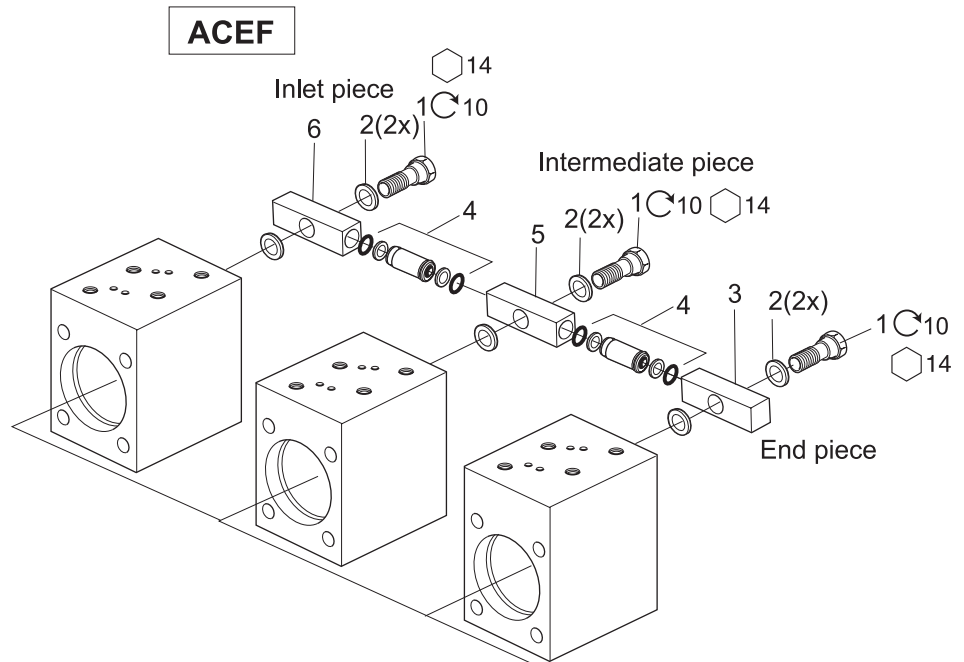


See Customer Specification				
Code	Pos	Part	Description	Remarks / Items
<b>ACP + G</b>	50 + 04	393000K847	Pneum. proportional actuator	11(2x), 12(2x), 13, 58, 59, 63, 64, 65, 66, 67, 68(2x), 69, 70, 71(2x), 72, 73
<b>ACP + U</b>	50 + 04	393000K848	Pneum. proportional actuator	11(2x), 12(2x), 13, 58, 59, 63, 64, 65, 66, 67, 68(2x), 69, 70, 71(2x), 72, 73
<b>ACP</b>	50 + 04	9120079115	Seal kit, ACP	11(2x), 12(2x), 66, 68(2x)
<b>ACP + A020 + G</b>	59 + 04	393000K894	Spool stroke limiting kit	2, 6(2x), 7(2x), 8, 9, 10, 71(2x), 78, 82 *
<b>ACP + A020 + U</b>	59 + 04	393000K895	Spool stroke limiting kit	2, 6(2x), 7(2x), 8, 9, 10, 71(2x), 78, 82 *
<b>ACE + G</b>	50 + 04	393000K237	Electropneum. on-off actuator	4(2x), 13, 58, 59, 62, 63, 64, 65, 66, 67, 68(2x), 69, 71(2x), 73, 74
<b>ACE + U</b>	50 + 04	393000K238	Electropneum. on-off actuator	4(2x), 13, 58, 59, 62, 63, 64, 65, 66, 67, 68(2x), 69, 71(2x), 73, 74
<b>ACE</b>	-	393000K808	Seal kit, ACE	4(2x), 66, 68(2x)
<b>ACE + A020 + G</b>	59 + 04	393000K892	Spool stroke limiting kit	2, 4(2x), 6(2x), 7(2x), 8, 9, 10, 71(2x), 75, 78 **
<b>ACE + A020 + U</b>	59 + 04	393000K893	Spool stroke limiting kit	2, 4(2x), 6(2x), 7(2x), 8, 9, 10, 71(2x), 75, 78 **
<b>ACE + 12</b>	50 + 05	9123958812	Solenoid valve, 12 VDC	76, 77, 79, 80
<b>ACE + 24</b>	50 + 05	9123958824	Solenoid valve, 24 VDC	76, 77, 79, 80
<b>ACE2</b>	-	9120099615	Seal kit for one solenoid valve	Not shown
<b>A044</b>	59	393000K872	Silencer	81(2x)

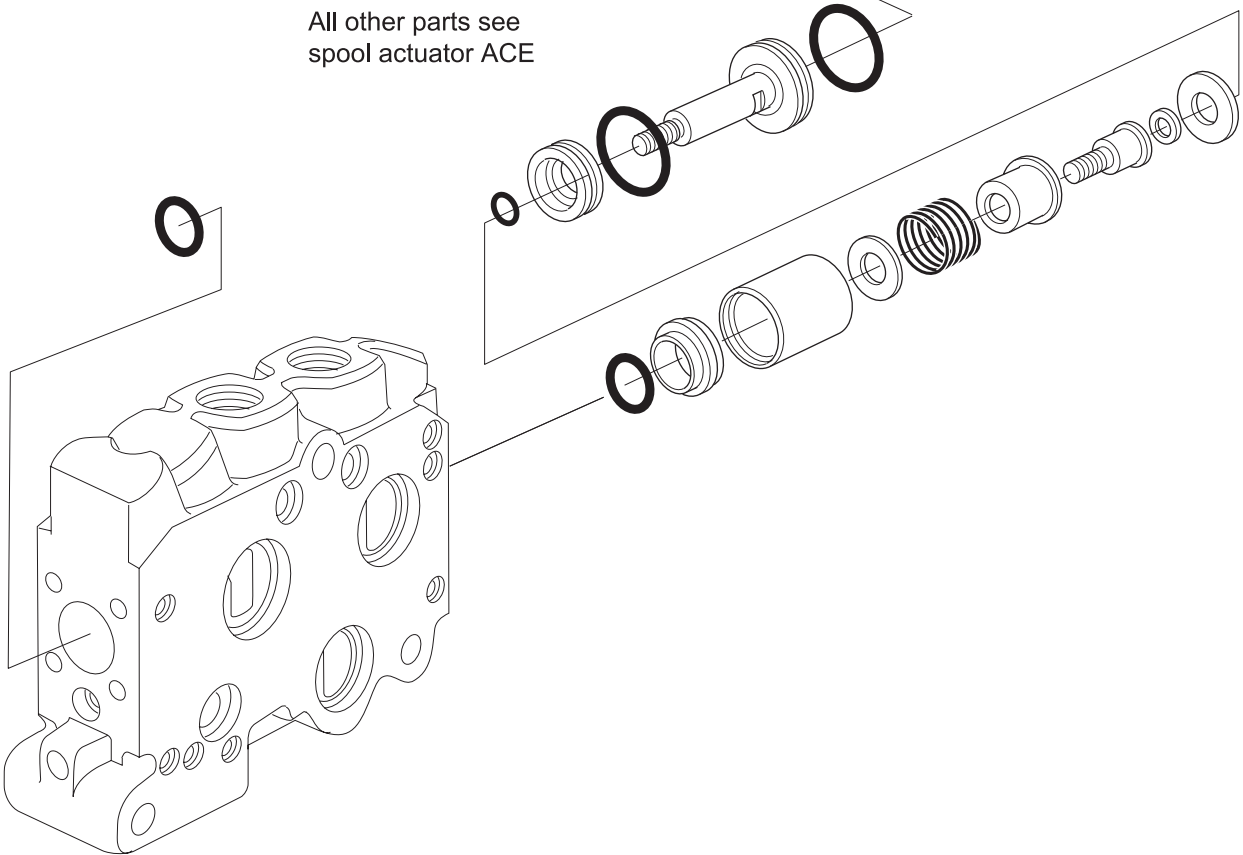
\* Kit consists also of Items 2, 6, 7, 8, 9, 10 on page 14

\*\*Kit consists also of Items 2, 4, 6, 7, 8, 9, 10 on page 14

**ACEF**



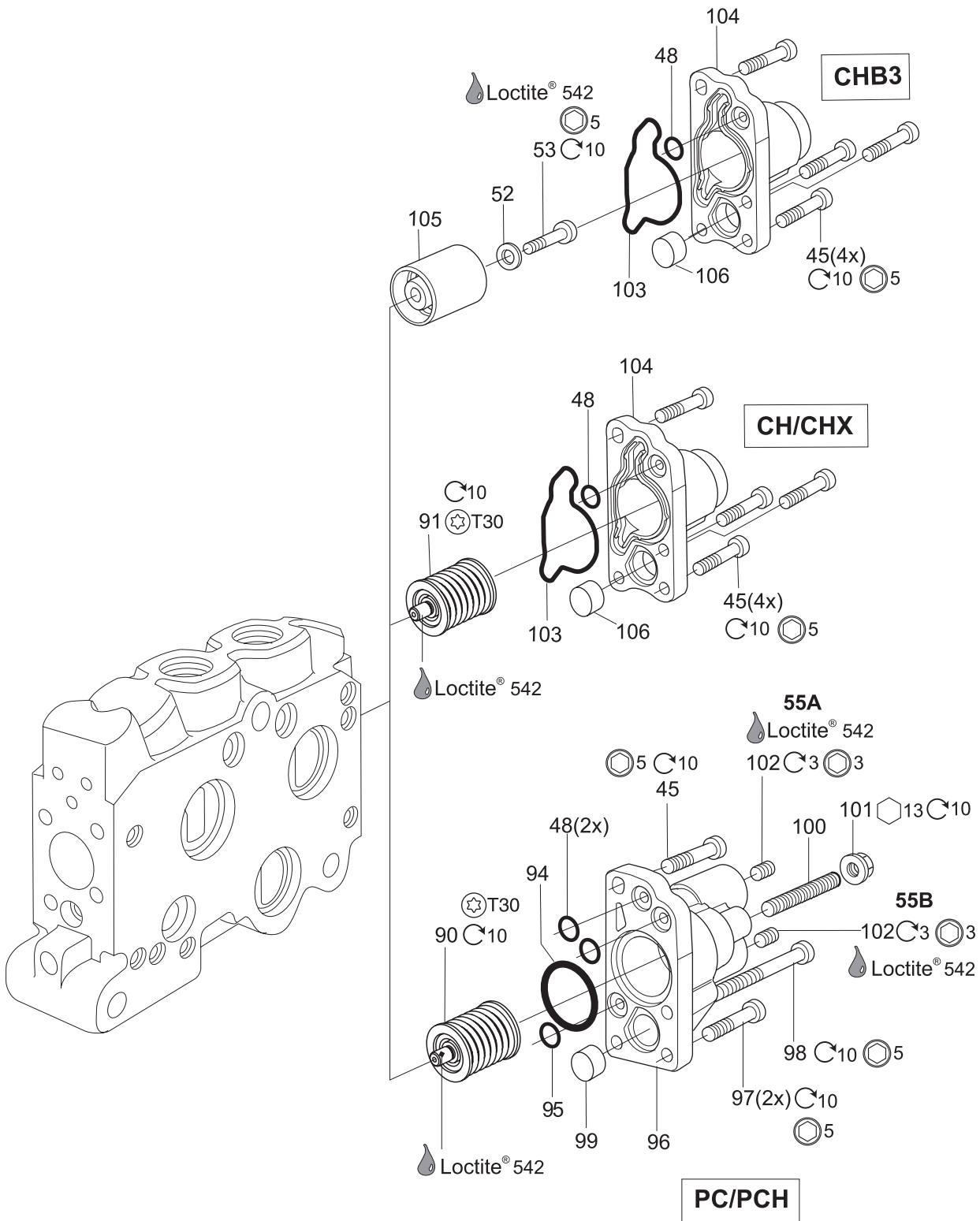
All other parts see  
spool actuator ACE





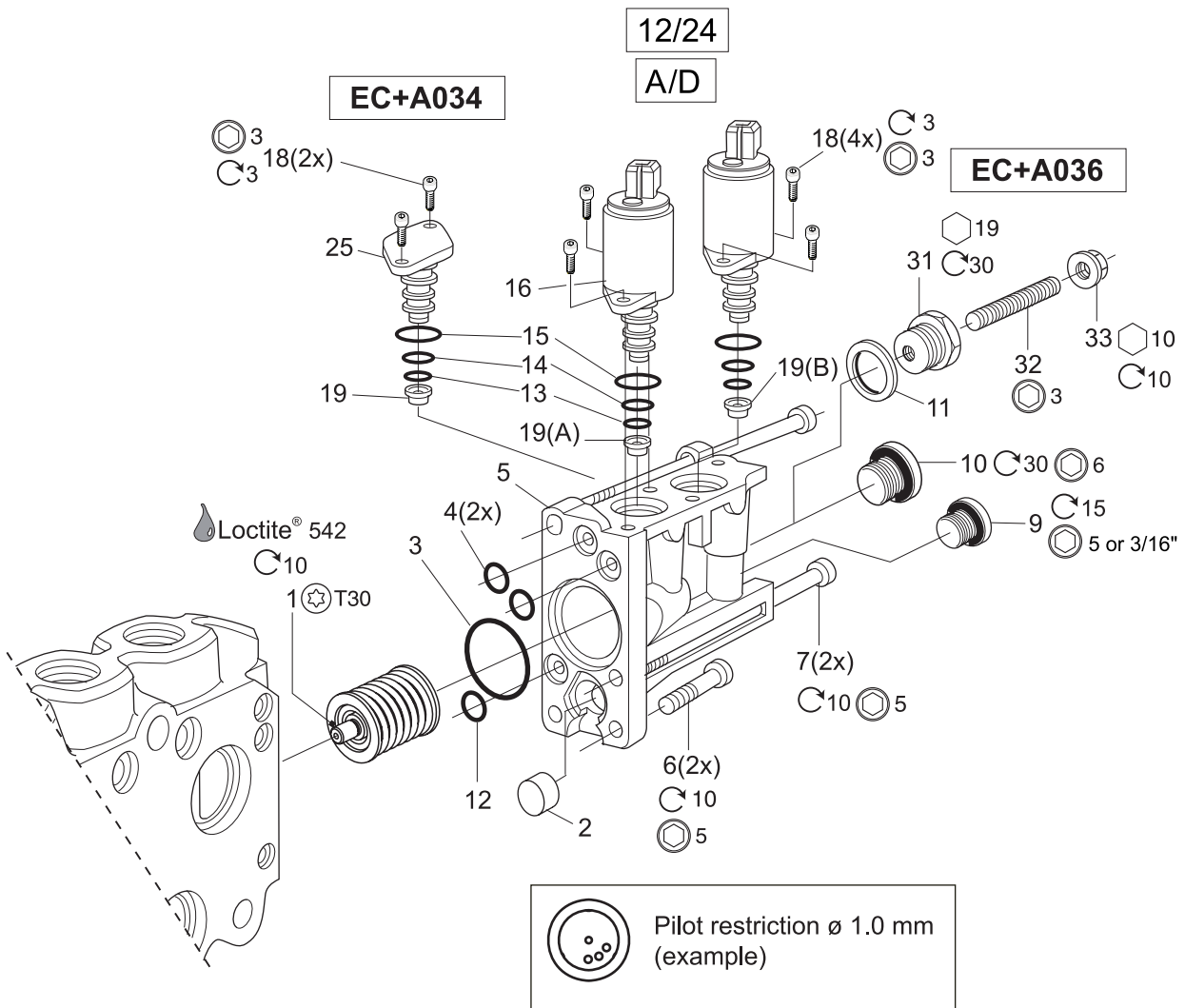
See Customer Specification				
<b>Code</b>	<b>Pos</b>	<b>Part</b>	<b>Description</b>	<b>Remarks / Items</b>
ACEF	50 + 04	393000K855	Pressure supply, inlet piece, (BSP)	1, 2(2x), 4, 6
ACEF	50 + 04	393000K856	Pressure supply, inlet piece, (UNF)	1, 2(2x), 4, 6
ACEF		393000K857	Pressure supply, intermediate piece	1, 2(2x), 4, 5
ACEF		9120039072	Pressure supply, endpiece, (BSP/UNF)	1, 2(2x), 3
ACEF		393000K854	Connection pipe	4
ACEF		6760565	ACEF banjo fitting	1, 2(2x)

**CH, CHX, CHB3, PC, PCH**



See Customer Specification				
Code	Pos	Part	Description	Remarks / Items
CH, CHX	50	393000K339	Cap kit	45(4x), 48, 103, 104, 106
CH, CHX	-	393000K844	Seal kit, cap	48, 103
CH	50	393000K340	Spring kit	91
CHX	50	393000K341	Spring kit	91
CHB3	50	393000K849	Actuator with 3-pos. detent	45(4x), 48, 52, 53, 103, 104, 105, 106
CHB3	-	393000K844	Seal kit	48, 103
PC, PCH	50	393000K343	Spring kit	90
PC, PCH + G	50 + 04	393000K239	Cap kit, (BSP)	45, 48(2x), 94, 95, 96 [100, 101], 97(2x), 98, 99
PC, PCH + U	50 + 04	393000K240	Cap kit, (UNF)	45, 48(2x), 94, 95, 96 [100, 101], 97(2x), 98, 99
PC, PCH	-	393000K845	Seal kit	48(2x), 94, 95, 101
0,6	55A/B	6760076	Pilot restriction, $\varnothing$ 0.6	102 (5 pcs in kit)
0,8	55A/B	6760102	Pilot restriction, $\varnothing$ 0.8	102 (5 pcs in kit)
1,0	55A/B	6760104	Pilot restriction, $\varnothing$ 1.0	102 (5 pcs in kit)
1,2	55A/B	6760106	Pilot restriction, $\varnothing$ 1.2	102 (5 pcs in kit)
1,4	55A/B	6760108	Pilot restriction, $\varnothing$ 1.4	102 (5 pcs in kit)
A016 + G	50 + 04	393000K748	Cap kit, BSP	Not shown
A016 + U	50 + 04	393000K749	Cap kit, UNF	Not shown

**EB, EBH, EBHL, EC, ECH, ECHL, ECP, ECS, ECSP, A, D, 12, 24, A034, A036**



See Customer Specification				
Code	Pos	Part	Description	Remarks / Items
EC,ECH,EB,EBH,ECP,ECS,ECSP	50	393000K343	Spring kit, std (5.5-15) bar	1
ECHL, EBHL	50	393000K342	Spring kit, Light (5.5-11) bar	1
EC,ECH,EB,EBH,ECP,ECS,ECSP + G	50 + 04	393000K151	Cap kit, (BSP)	2, 3, 4(2x), 5, 6(2x), 7(2x), 10, 12, 18(4x)
EC,ECH,EB,EBH,ECP,ECS,ECSP + U	50 + 04	393000K152	Cap kit, (UNF)	2, 3, 4(2x), 5, 6(2x), 7(2x), 9, 10, 12, 18(4x)
A036 + G	59 + 04	6760781	Cap kit A036, (BSP)	2, 3, 4(2x), 5, 6(2x), 7(2x), 9, 11, 12, 18(4x), 31, 32, 33
EC,ECH,EB,EBH,ECP,ECS,ECSP + G	50 + 04	393000K846	Seal kit (BSP)	3, 4(2x), 10, 12
EC,ECH,EB,EBH,ECP,ECS,ECSP + U	50 + 04	393000K871	Seal kit (UNF)	3, 4(2x), 9, 10, 12
A034	89A/89B	393000K984	Blocking plug PVC25	25 [13, 14, 15], 18(2x), 19
A036	59	393000K036	Spool stroke limiting kit	11, 31, 32, 33
A023	59	393000K859	Spring kit, (8-24) bar	1
A063	59	6763031	Spring kit, (7-26) bar	1
A064	59	6760645	Spring kit, (6.5-20) bar	1
A107	59	6760264	Spring kit, (6.5-17) bar	1
A259	59	398000K023	Spring kit, (6.5-15) bar	1 (Stroke limited spring pack, 5,3 mm)
EC,ECH,EB,EBH,ECP,ECS,ECSP	50	-	Plug VST11/4EDCF	10
EC*, EB*/ A036 + U	50/59+04	-	Plug 4HP5ON-S	9
A036 + G	59 + 04	-	Plug VST11/8EDCF	9

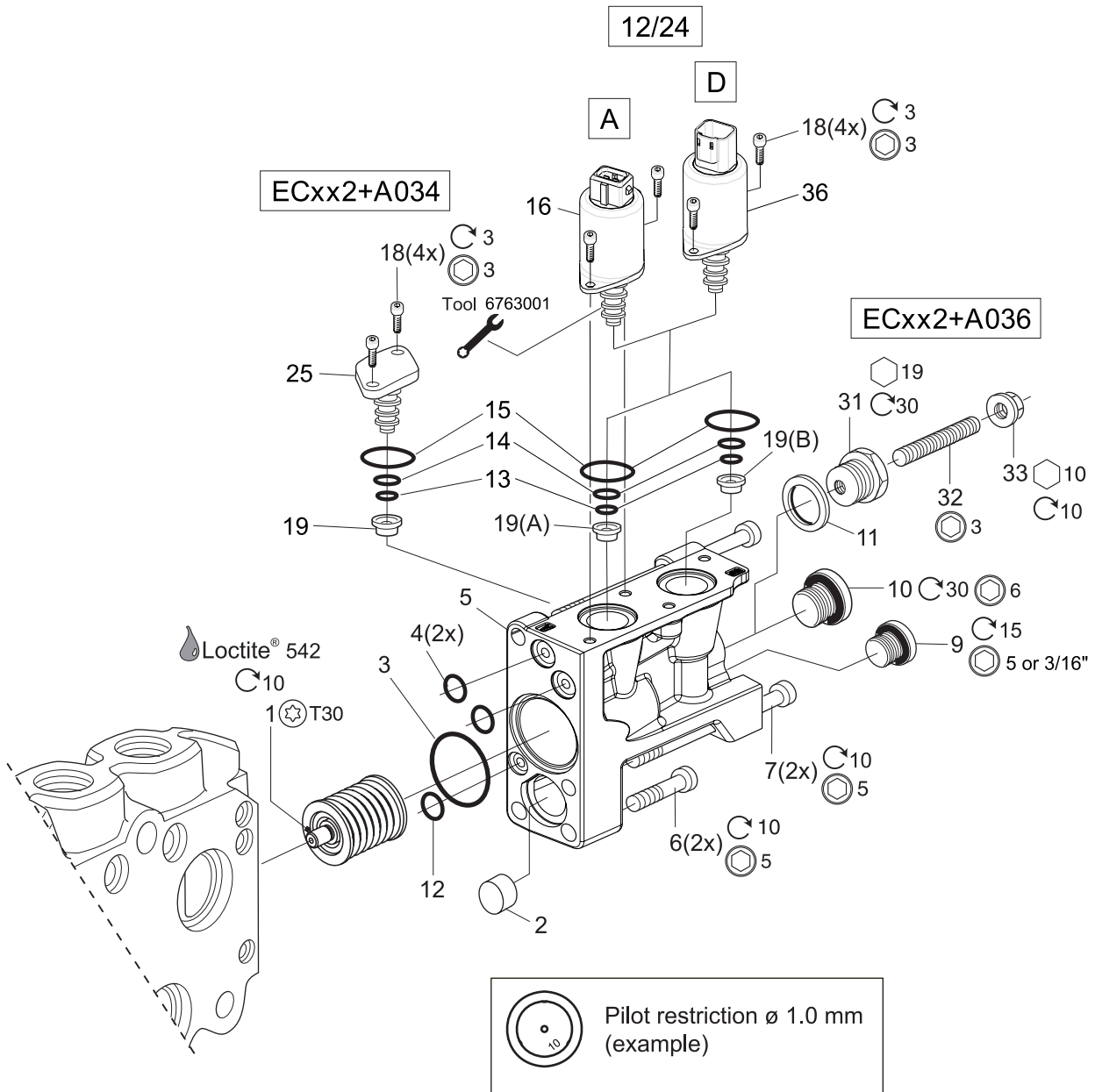
Code	Pos	Part	Description	Remarks / Items
b)+12+A	50/59+05+56A/B	393000M012	PVC25 solenoid valve, 12VDC	16, 18(2x), 19 Man. override, air bleed, AMP conn.
b)+24+A	50/59+05+56A/B	393000M024	PVC25 solenoid valve, 24VDC	16, 18(2x), 19 Man. override, air bleed, AMP conn.
c)+12+D	50 + 05 + 56A/B	393000D012	PVC25 solenoid valve, 12VDC	16, 18(2x), 19 No man. overr. no air bleed, Deutsch c.
c)+24+D	50 + 05 + 56A/B	393000D024	PVC25 solenoid valve, 24VDC	16, 18(2x), 19 No man. overr. no air bleed, Deutsch c.
c)+12+A	50 + 05 + 56A/B	393000N012	PVC25 solenoid valve, 12VDC	16, 18(2x), 19, No man. overr. no air bleed, AMP c.
c)+24+A	50 + 05 + 56A/B	393000N024	PVC25 solenoid valve, 24VDC	16, 18(2x), 19, No man. overr. no air bleed, AMP c.
b), c)	50	393000K813	Seal kit, PVC	13, 14, 15 (Kit for 1 solenoid valve)
b)	50	393000K858	Air-bleed screw set	(For 2 solenoid valves)
2,0	55A/B	6760090	Pilot orifice ø2.0, marking: 9 spots	19, (earlier marked black) (5 pcs in kit)
1,5	55A/B	6760089	Pilot orifice ø1.5, marking: 8 spots	19, (earlier marked blue) (5 pcs in kit)
1,4	55A/B	6760088	Pilot orifice ø1.4, marking: 7 spots	19, (earlier marked green/white) (5 pcs in kit)
1,3	55A/B	6760087	Pilot orifice ø1.3, marking: 6 spots	19, (earlier marked orange) (5 pcs in kit)
1,2	55A/B	6760086	Pilot orifice ø1.2, marking: 5 spots	19, (earlier marked yellow) (5 pcs in kit)
1,1	55A/B	6760085	Pilot orifice ø1.1, marking: 4 spots	19, (earlier marked red) (5 pcs in kit)
1,0	55A/B	6760084	Pilot orifice ø1.0, marking: 3 spots	19, (earlier marked green) (5 pcs in kit)
0,9	55A/B	6760083	Pilot orifice ø0.9, marking: 10 spots	19, (earlier marked red/white) (5 pcs in kit)
0,8	55A/B	6760082	Pilot orifice ø0.8, marking: 2 spots	19, (earlier marked white) (5 pcs in kit)
0,7	55A/B	6760081	Pilot orifice ø0.7, marking: 12 spots	19, (earlier marked black/red) (5 pcs in kit)
0,6	55A/B	6760080	Pilot orifice ø0.6, marking: 1 spot	19, (earlier marked brown) (5 pcs in kit)
0,45	55A/B	6760079	Pilot orifice ø0.45, marking: 11 spots	19, (earlier marked blue/white) (5 pcs in kit)

b) EC, ECP, ECH/A096, ECHL/A096;

c) ECH, ECHL, ECS, ECSP

**Spool Actuators, Side B**

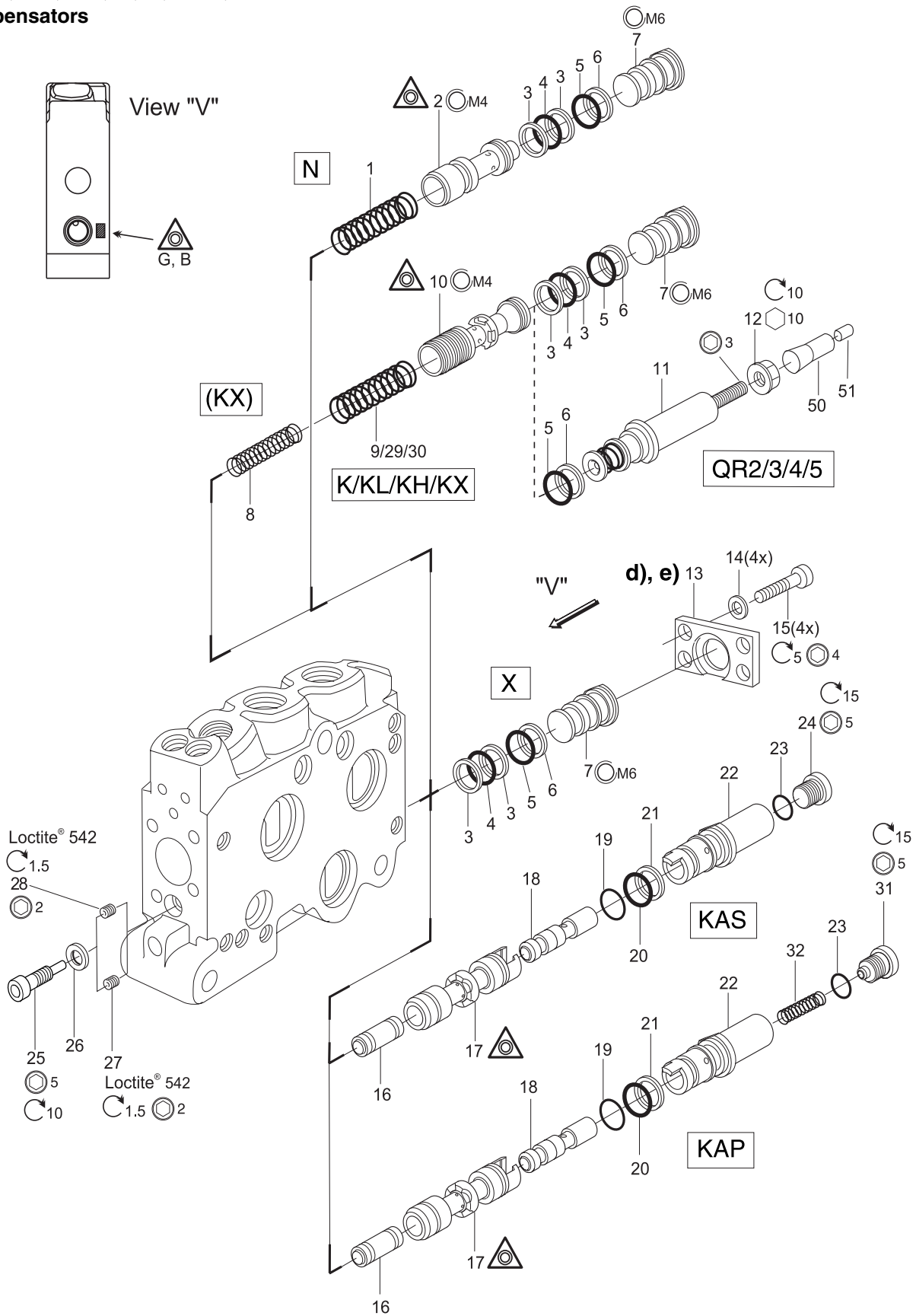
**EC2, ECH2, ECHL2, ECS2, ECP2, ECSP2, A, D, 12, 24, A034, A036**



**Spool Actuators, Side B**

See Customer Specification				
Code	Pos	Part	Description	Remarks / Items
EC2, ECH2, ECS2, ECP2, ECSP2	50	393000K343	Spring kit, std (5.5-15) bar	1
ECHL2	50	393000K342	Spring kit, Light (5.5-11) bar	1
ECxx2 + G	50 + 04	6763033	Cap kit ECxx2, B-side, (BSP)	2, 3, 4(2x), 5, 6(2x), 7(2x), 10, 12, 18(4x)
ECxx2 + U	50 + 04	6761071	Cap kit ECxx2, B-side, (UNF)	2, 3, 4(2x), 5, 6(2x), 7(2x), 9, 10, 12, 18(4x)
A036 + EC2, ECS2, ECP2, ECSP2 + G	59 + 50 + 04	6763032	Cap kit A036, (BSP)	2, 3, 4(2x), 5, 6(2x), 7(2x), 9, 11, 12, 18(4x), 31, 32, 33
ECxx2 + G	50 + 04	393000K846	Seal kit (BSP)	3, 4(2x), 10, 12
ECxx2 + U	50 + 04	393000K871	Seal kit (UNF)	3, 4(2x), 9, 10, 12
A034	89A/89B	6761087	Blocking plug PS25	25 [13, 14, 15], 18(2x), 19
A036	59	393000K036	Spool stroke limiting kit	11, 31, 32, 33
ECxx2	50	-	Plug VST11/4EDCF	10
ECxx2/A036 + U	50/59 + 04	-	Plug 4HP5ON-S	9
A036 + G	59 + 04	-	Plug VST11/8EDCF	9
ECS2, ECSP2, ECH2, ECHL2+12+A	50+05+56	6763059	PS25 solenoid valve, 12VDC	16 [13, 14, 15], 18(2x), 19 No man. override.
ECS2, ECSP2, ECH2, ECHL2+24+A	50+05+56	6763060	PS25 solenoid valve, 24VDC	16 [13, 14, 15], 18(2x), 19 No man. override.
ECS2, ECSP2, ECH2, ECHL2+12+D	50+05+56	6763061	PS25 solenoid valve, 12VDC	16 [13, 14, 15], 18(2x), 19 No man. override.
ECS2, ECSP2, ECH2, ECHL2+24+D	50+05+56	6763062	PS25 solenoid valve, 24VDC	16 [13, 14, 15], 18(2x), 19 No man. override.
EC2, ECP2 + 12 + A	50+05+56	6761084	PS25MO solenoid valve, 12VDC	16 [13, 14, 15], 18(2x), 19 Man. override.
EC2, ECP2 + 24 + A	50+05+56	6761085	PS25MO solenoid valve, 24VDC	16 [13, 14, 15], 18(2x), 19 Man. override.
ECxx2	50	6760507	Seal kit PS25	13, 14, 15 (5 pcs in kit)
ECxx2 + 2,0	50+55A/55B	398000K603	Pilot orifice Ø2.0, marked 2	19 (5 pcs in kit)
ECxx2 + 1,5	50+55A/55B	6760325	Pilot orifice Ø1.5, marked 15	19 (5 pcs in kit)
ECxx2 + 1,3	50+55A/55B	6760806	Pilot orifice Ø1.3, marked 13	19 (5 pcs in kit)
ECxx2 + 1,2	50+55A/55B	398000K604	Pilot orifice Ø1.2, marked 12	19 (5 pcs in kit)
ECxx2 + 1,1	50+55A/55B	6760805	Pilot orifice Ø1.1, marked 11	19 (5 pcs in kit)
ECxx2 + 1,0	50+55A/55B	6760804	Pilot orifice Ø1.0, marked 10	19 (5 pcs in kit)
ECxx2 + 0,9	50+55A/55B	398000K602	Pilot orifice Ø0.9, marked 9	19 (5 pcs in kit)
ECxx2 + 0,8	50+55A/55B	6760326	Pilot orifice Ø0.8, marked 8	19 (5 pcs in kit)
ECxx2 + 0,7	50+55A/55B	6760803	Pilot orifice Ø0.7, marked 7	19 (5 pcs in kit)
ECxx2 + 0,6	50+55A/55B	398000K601	Pilot orifice Ø0.6, marked 6	19 (5 pcs in kit)

**K, KL, KX, KH, N, X, KAP, KAS  
 Compensators**



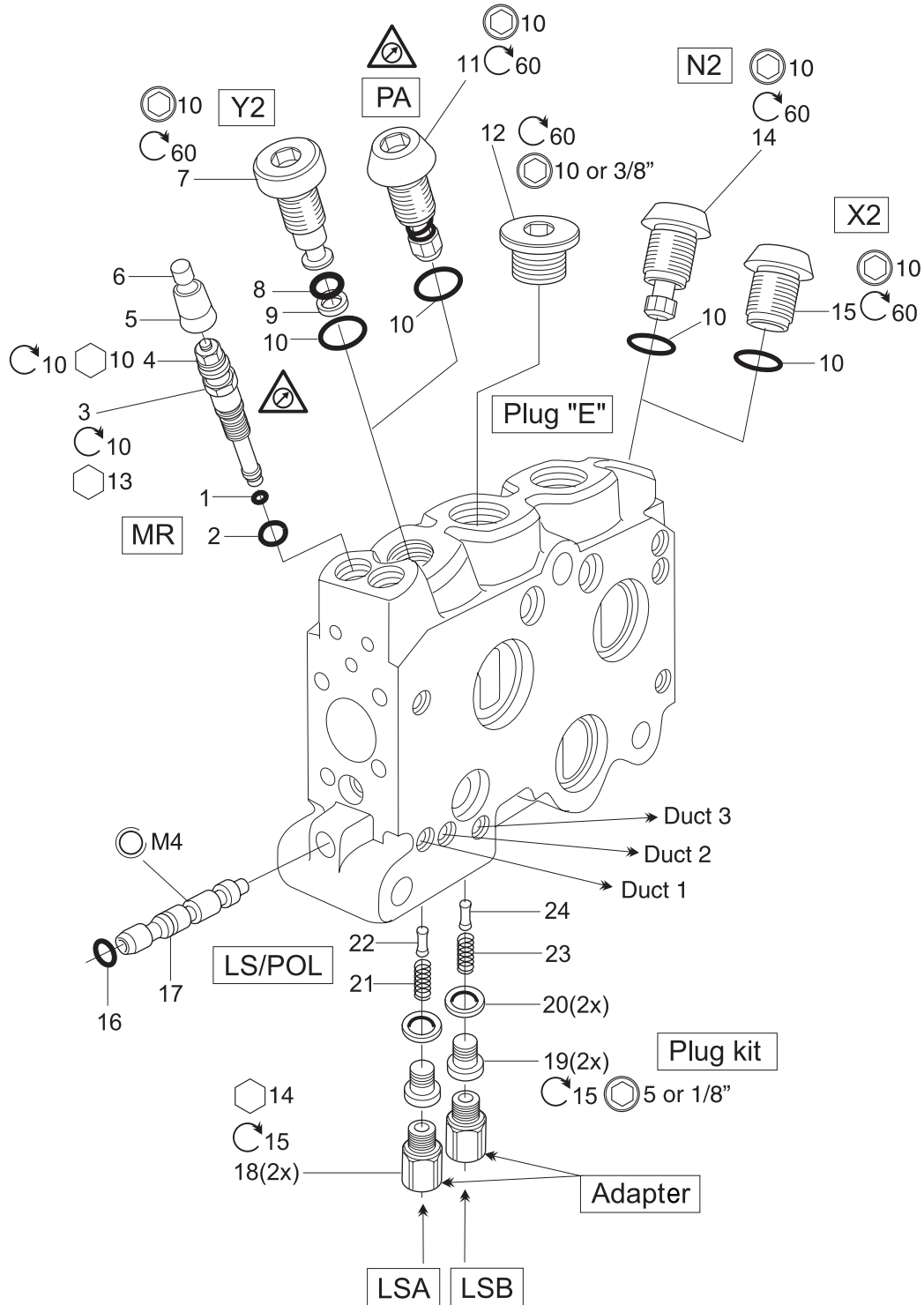























See Customer Specification				
Code	Pos	Part	Description	Remarks / Items
K	66	393000K169	Compensator kit, size Blue	9, 10, 7 [3(2x), 4, 5, 6], 25, 26
K	66	393000K469	Compensator kit, size Green	9, 10, 7 [3(2x), 4, 5, 6], 25, 26
K	66	6760767	Spring kit, K	9
KL	66	393000K209	Compensator kit, size Blue	29, 10, 7 [3(2x), 4, 5, 6], 25, 26
KL	66	393000K409	Compensator kit, size Green	29, 10, 7 [3(2x), 4, 5, 6], 25, 26
KL	66	6760768	Spring kit, KL	29
KH	66	393000K505	Compensator kit, size Blue	30, 10, 7 [3(2x), 4, 5, 6], 25, 26
KH	66	393000K506	Compensator kit, size Green	30, 10, 7 [3(2x), 4, 5, 6], 25, 26
KH	66	6760769	Spring kit, KH	30
KX	66	393000K616	Compensator kit, size Blue	8, 30, 10, 7 [3(2x), 4, 5, 6], 25, 26
KX	66	393000K617	Compensator kit, size Green	8, 30, 10, 7 [3(2x), 4, 5, 6], 25, 26
KX	66	6760770	Spring kit, KX	8, 30
0,45	67	6760093	Restrictor $\varnothing$ 0.45 mm (K*)	27 (5 pcs in kit)
0,6	67	6760094	Restrictor $\varnothing$ 0.6 mm (K*)	27 (5 pcs in kit)
0,8	67	6760096	Restrictor $\varnothing$ 0.8 mm (K*)	27 (5 pcs in kit)
1,0	67	6760097	Restrictor $\varnothing$ 1.0 mm (K*)	27 (5 pcs in kit)
/ + N, X	67 + 66	-	Screw P6SS M4 x 5, ISO 4026	28 (Not at "POT" in pos. 47 and "/" in pos. 66)
N	66	393000K170	Supply check valve kit, size Blue	1, 2, 7 [3(2x), 4, 5, 6], 25, 26, 28
N	66	393000K470	Supply check valve kit, size Green	1, 2, 7 [3(2x), 4, 5, 6], 25, 26, 28
N	66	6760771	Spring kit, N	1
K, KL, KH, KX, N, X	-	393000K811	Seal kit, K/KL/KH/KX/N/X	3(2x), 4, 5, 6
KAP	66	6760593	Compensator KAP, size Blue	16, 17, 18, 22 [19, 20, 21], 23, 25, 26, 31, 32
KAP	66	6760592	Compensator KAP, size Green	16, 17, 18, 22 [19, 20, 21], 23, 25, 26, 31, 32
KAS	66	393000K865	Compensator KAS, size Blue	16, 17, 18, 22 [19, 20, 21], 23, 24, 25, 26
KAS	66	393000K866	Compensator KAS, size Green	16, 17, 18, 22 [19, 20, 21], 23, 24, 25, 26
KAP, KAS	66	393000K908	Seal kit KAP/KAS	19, 20, 21, 23, 26
KAS	66	6760040	Plug (O-ring) 1/8" BSP	24 [23]
QR2/3/4/5, K	82 + 66	393000K233	Flow reducing kit for K	11 [5, 6, 12]
QR2/3/4/5, KL	82 + 66	393000K234	Flow reducing kit for KL	11 [5, 6, 12]
QR2/3/4/5	-	393000K860	Seal kit, QR2/3/4/5	5, 6, 12
QR2/3/4/5	-	393000K852	Sealing kit	50, 51
X	66	393000K171	Plug, X	7 [3(2x), 4, 5, 6], 25, 26, 28
/, K, KL, KH, KX, N, X	66	6760280	Plug kit M6x12	25, 26 (Not at "POT" in pos. 47)
Cover d)	50 + 82, 66	6760793	Cover	13, 14(4x), 15(4x)
Cover e)	50	393000K172	Cover	13, 14(4x), 15(4x)

d) (ACE, ACEF, ACP) + (QR2/3/4/5, KAP/KAS);

e) C, B3, ACE, ACEF, ACP, FD.

**Accessories**

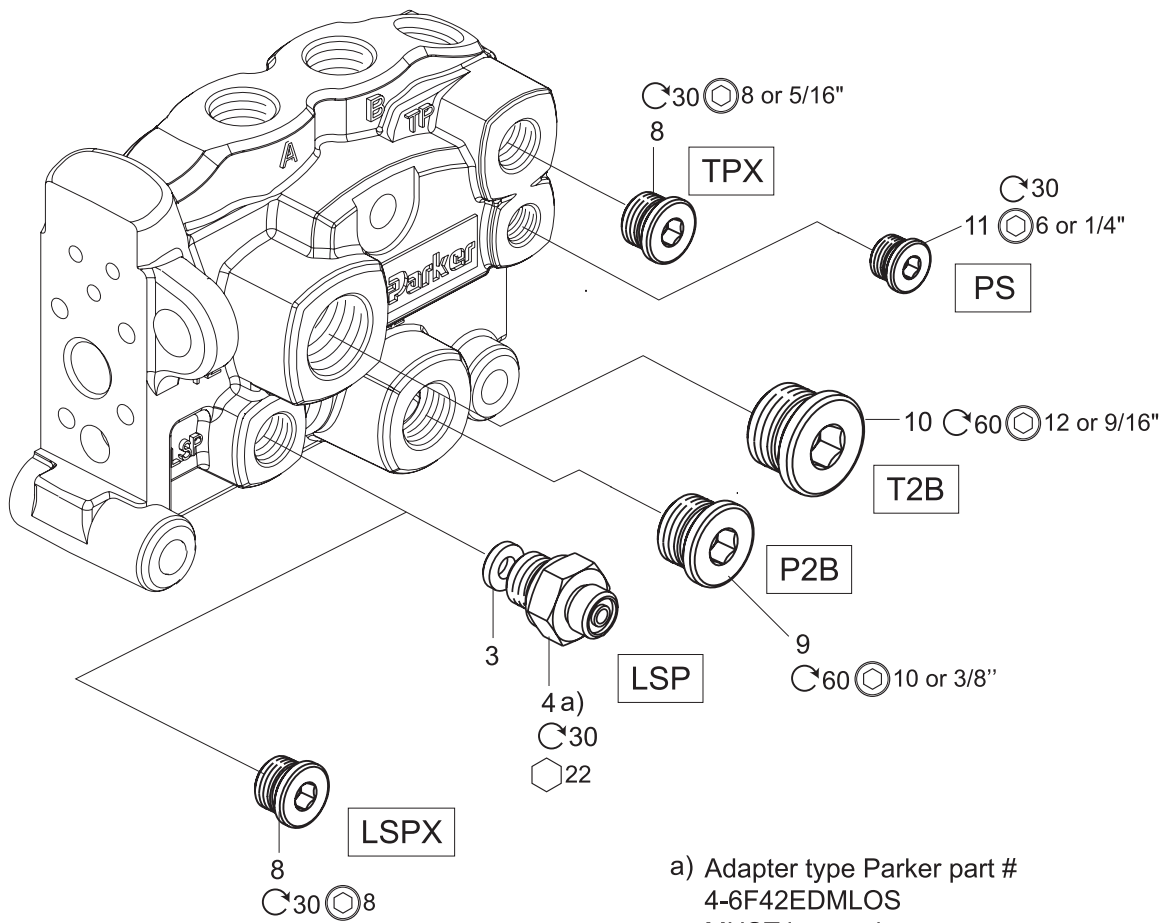


See Customer Specification					
Code	Pos	Part #, std	Part #, A005	Description	Remarks / Items
25	76A/76B	393000U052	393000U053	Port relief valve, PLC053- 25-10, (bar at 10 l/min)	11 [10] 
32	76A/76B	6760472	6760471	Port relief valve, PLC053- 32-10	11 [10] 
50	76A/76B	393000K176	393000K558	Port relief valve, PLC053- 50-10	11 [10] 
63	76A/76B	393000K177	393000K559	Port relief valve, PLC053- 63-10	11 [10] 
80	76A/76B	393000K178	393000K560	Port relief valve, PLC053- 80-10	11 [10] 
100	76A/76B	393000K179	393000K561	Port relief valve, PLC053-100-10	11 [10] 
125	76A/76B	393000K180	393000K562	Port relief valve, PLC053-125-10	11 [10] 
140	76A/76B	393000K181	393000K563	Port relief valve, PLC053-140-10	11 [10] 
160	76A/76B	393000K182	393000K564	Port relief valve, PLC053-160-10	11 [10] 
175	76A/76B	393000K183	393000K565	Port relief valve, PLC053-175-10	11 [10] 
190	76A/76B	393000K184	393000K566	Port relief valve, PLC053-190-10	11 [10] 
210	76A/76B	393000K185	393000K567	Port relief valve, PLC053-210-10	11 [10] 
230	76A/76B	393000K186	393000K568	Port relief valve, PLC053-230-10	11 [10] 
240	76A/76B	393000K134	398000K249	Port relief valve, PLC053-240-10	11 [10] 
250	76A/76B	393000K187	393000K569	Port relief valve, PLC053-250-10	11 [10] 
260	76A/76B	393000K188	393000K570	Port relief valve, PLC053-260-10	11 [10] 
270	76A/76B	393000U223	393000U225	Port relief valve, PLC053-270-10	11 [10] 
280	76A/76B	393000K189	393000K571	Port relief valve, PLC053-280-10	11 [10] 
300	76A/76B	393000K190	393000K572	Port relief valve, PLC053-300-10	11 [10] 
320	76A/76B	393000K191	393000K573	Port relief valve, PLC053-320-10	11 [10] 
350	76A/76B	393000K192	393000K574	Port relief valve, PLC053-350-10	11 [10] 
	-	6760445	6760445	Seal kit PLC053, N2, X2	10 (5 pcs in kit)

Code	Pos	Part	Description	Remarks / Items
N2	76A/76B	393000K194	Check valve	14 [10]
X2	76A/76B	393000K193	Plug kit, X2	15 [10]
Y2	76A/76B	393000K195	Plug kit, Y2	7 [8, 9, 10]
Y2	76A/76B	393000K818	Seal kit, Y2	8, 9, 10
EA*,EB*	60	-	Plug "E" VST11/2EDCF	12
EA*,EB*	60	-	Plug "E" 10HP5ON-S	12
*T*,*A*, *B*,*C*	47	393000K817	Supply pressure reducer	3 [1, 2, 4], 5, 6
	47	393000K831	Gasket kit	1, 2, 4
	47	393000K852	Sealing set	5, 6
A1B	81	393000K627	Individual LS connection	16, 17, 21, 22
A1B2	81	393000K624	Individual LS connection	16, 17, 21, 22, 23, 24
A1B3	81	393000K196	Individual LS connection	16, 17, 21, 22, 23, 24
A2B	81	393000K197	Individual LS connection	16, 17, 21, 22
A2B2	81	393000K198	Individual LS connection	16, 17, 21, 22, 23, 24
A2B3	81	393000K625	Individual LS connection	16, 17, 21, 22, 23, 24
AB	81	393000K199	Individual LS connection	16, 17
AB2	81	393000K284	Individual LS connection	16, 17, 23, 24
AB3	81	393000K626	Individual LS connection	16, 17, 23, 24
A1B1	81	393000K271	Individual LS connection	16, 17, 21, 23, 24
A3B3	81	393000K272	Individual LS connection	16, 17, 21, 23, 24
A*B* + G	81 + 04	393000K828	Plug kit, (BSP)	19(2x), 20(2x)
A*B* + U	81 + 04	-	Plug 4HP5ON-S	19(2x)
A*B* + G	81 + 04	6760627	Adapter 1/8 BSP	18 (2x/section), 20(2x/section)
A*B* + U	81 + 04	6760628	Adapter 7/16-20 UNF	18 (2x/section), 20(2x/section)

**T2B, P2B, PS, LSP, TPX, LSPX**

MUxx in position 30

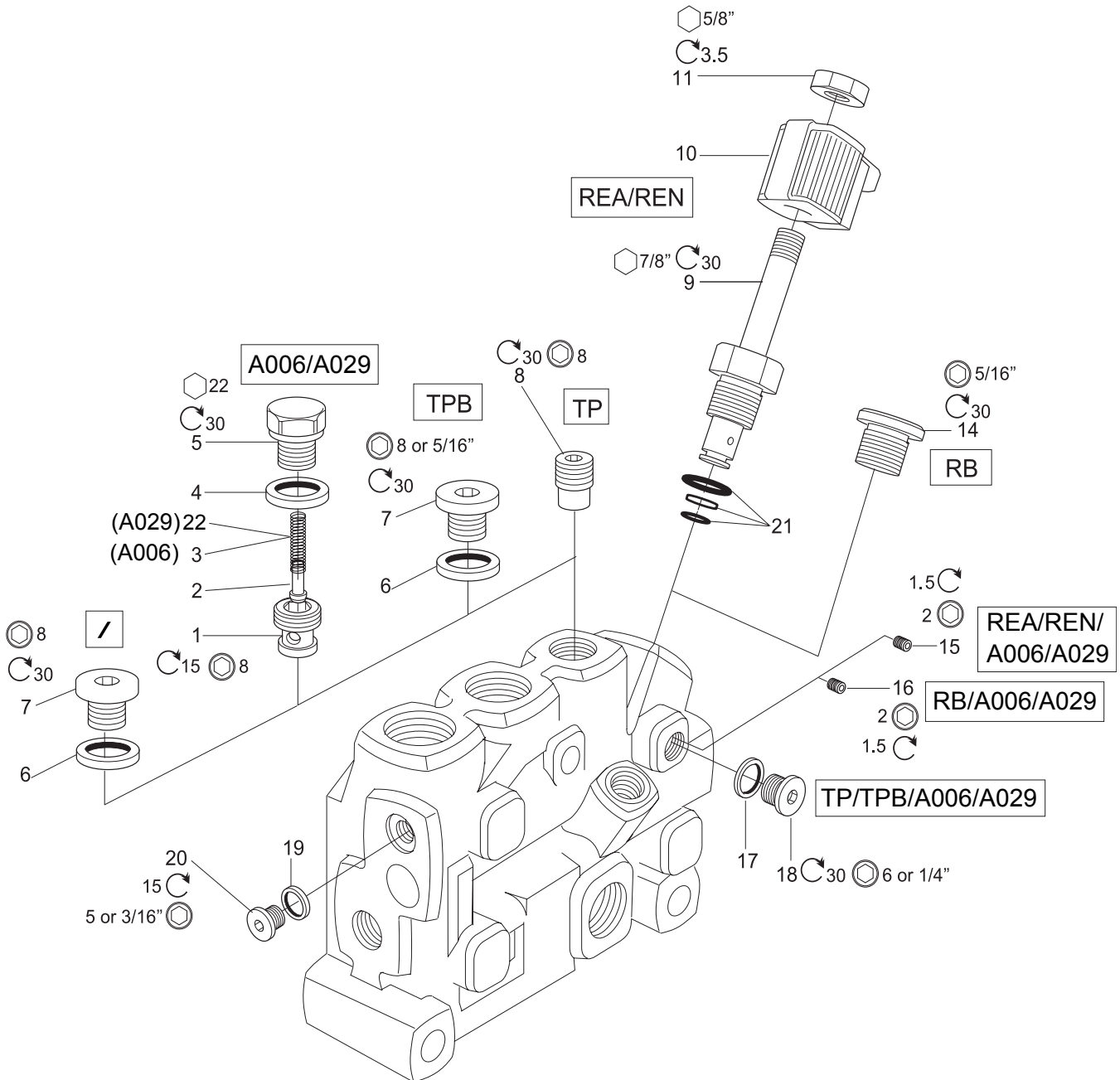


See Customer Specification				
<b>Code</b>	<b>Pos</b>	<b>Part</b>	<b>Description</b>	<b>Remarks / Items</b>
<b>LSP</b>	31	393000K923	Open LS port	3, 4
<b>LSP</b>	31	-	Nipple 4-6F42EDMLOS	4
<b>LSPX</b>	31	-	Plug VSTI3/8EDCF in LSP port	8 N.B. Can not be rebuilt to LSP
<b>P2B + G</b>	32 + 04	-	Plug VSTI1/2EDCF in P2 port	9
<b>P2B + U</b>	32 + 04	-	Plug 10HP5ON-S in P2 port	9
<b>T2B + G</b>	33 + 04	-	Plug VSTI3/4EDCF in T2 port	10
<b>T2B + U</b>	33 + 04	-	Plug 12HP5ON-S in T2 port	10
<b>PS + G</b>	37 + 04	-	Plug VSTI1/4EDCF in PS port	11
<b>PS + U</b>	37 + 04	-	Plug 6HP5ON-S in PS port	11
<b>TPX + G</b>	40 + 04	-	Plug VSTI3/8EDCF in TP port	8
<b>TPX + U</b>	40 + 04	-	Plug 8HP5ON-S in TP port	8



See Customer Specification				
Code	Pos	Part	Description	Remarks / Items
LSP	31	393000K055	LS port open	1, 2
LSPB + G	31 + 04	-	Plug VST11/4EDCF	18
LSPB + U	31 + 04	-	Plug 6HP5ON-S	18
P2B + G	32 + 04	-	Plug VST11/2EDCF	4
P2B + U	32 + 04	-	Plug 10HP5ON-S	4
T2B, T3B + G	33/34 + 04	-	Plug VST13/4EDCF	21
T2B, T3B + U	33/34 + 04	-	Plug 12HP5ON-S	21
MF + G	33 + 04	393000K067	Counter press. valve, (BSP)	22, 23, 24, 25, 26, 27
MF + U	33 + 04	393000K068	Counter press. valve, (UNF)	22, 24, 25, 26, 27
A007 + G	33 + 04	393000K602	(MF with drainage, BSP)	22, 23, 24, 25, 26, 28
A007 + U	33 + 04	393000K603	(MF with drainage, UNF)	22, 24, 25, 26, 28
R	37	393000K073	Pilot supply reducer, size Green, 35 bar	5, 7, 8, 9, 10, 11, 12, 13, 14
R	37	393000K473	Pilot supply reducer, size Red, 35 bar	5, 7, 8, 9, 10, 11, 12, 13, 14
R22	37	393000K537	Pilot supply reducer, size Green, 22 bar	5, 7, 8, 9, 10, 11, 12, 13, 14
R22	37	393000K538	Pilot supply reducer, size Red, 22 bar	5, 7, 8, 9, 10, 11, 12, 13, 14
R28	37	6760505	Pilot supply reducer, size Green, 28 bar	5, 7, 8, 9, 10, 11, 12, 13, 14
R28	37	6760504	Pilot supply reducer, size Red, 28 bar	5, 7, 8, 9, 10, 11, 12, 13, 14
R43	37	393000U150	Pilot supply reducer size Green, 43 bar	5, 6, 8, 9, 10, 11, 12, 13, 14, 29
R43	37	9120092251	Pilot supply reducer, size Red, 43 bar	5, 6, 8, 9, 10, 11, 12, 13, 14, 29
S	39	393000K074	Internal pilot supply strainer	15, 16, 17, 18
YS + G	39 + 04	393000K075	Connection for external strainer, (BSP)	20
YS + U	39 + 04	393000K076	Connection for external strainer, (UNF)	19, 20
YS + U	39 + 04	-	Nipple 6F4OMXS	19

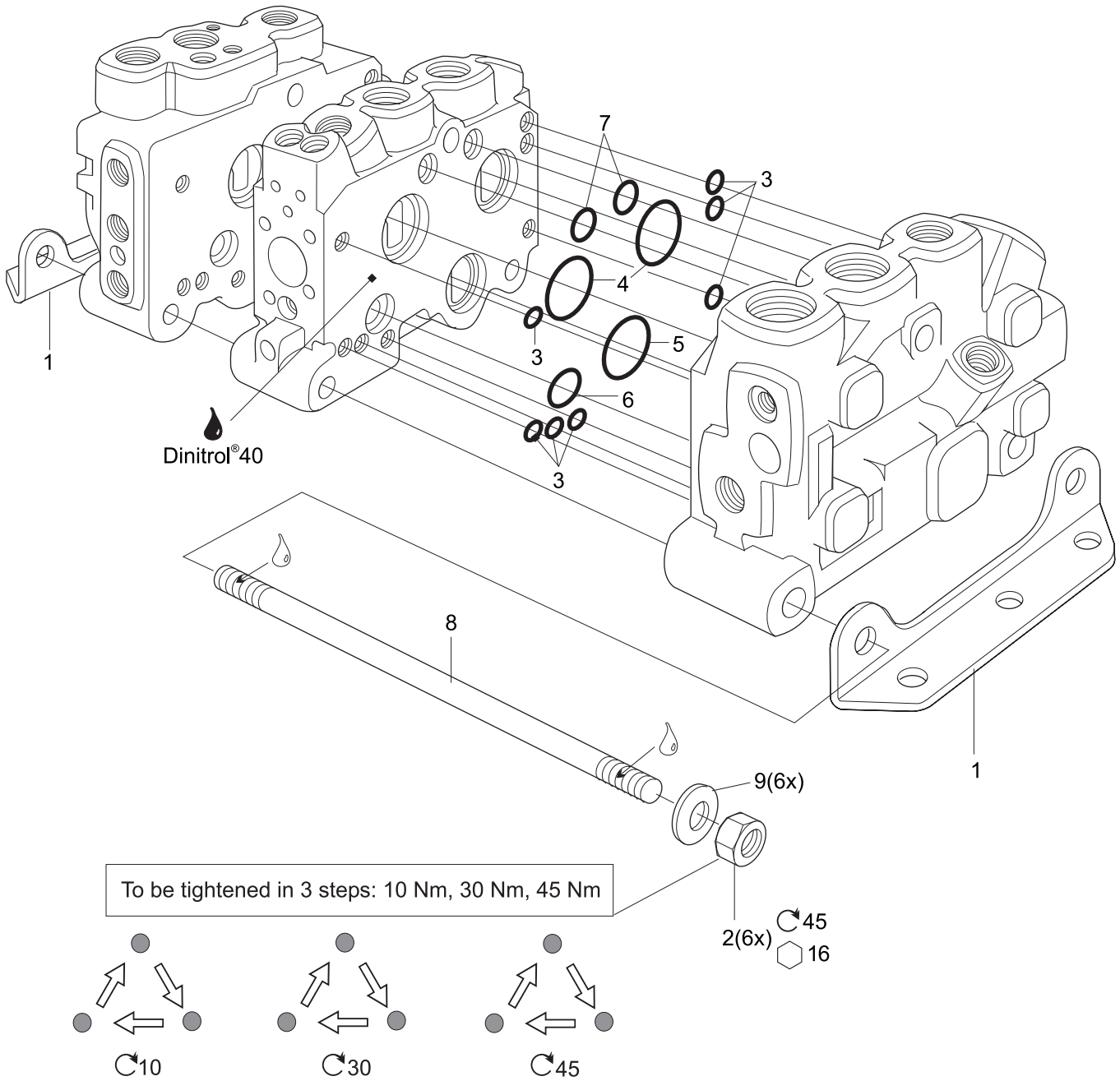
**Accessories: TP, TPB, REA, REN, RB, A006, A029**





See Customer Specification				
Code	Pos	Part	Description	Remarks / Items
TP + G	40 + 04	393000K077	External T, pilot drain, (BSP)	8, 17, 18
TP + U	40 + 04	393000K078	External T, pilot drain, (UNF)	8, 17, 18
TPB + G	40 + 04	393000K079	TP connection plugged, (BSP)	6, 7, 17, 18
TPB + U	40 + 04	393000K080	TP connection plugged, (UNF)	7, 18
A006, A029 + G	40 + 04	393000K919	TPB with conn. via check valve, (BSP)	1, 2, 3, 4, 5, 17, 18, 22
A006, A029 + U	40 + 04	6760131	TPB with conn. via check valve, (UNF)	1, 2, 3, 4, 5, 18, 22
A006, A029	40	6760093	Orifice 0.45 (REA, REN)	15
A006, A029	40	-	Screw P6SS, M4x5 (ISO 4026)	16
/ + G, U	40+ 04	393000K924	Plug BSP 3/8"	6, 7
REN + 12 + G	42 + 05 + 04	393000K254	Lever disengagement, 12VDC, (BSP)	9 [11, 21], 10, 15, 19, 20
REN + 24 + G	42 + 05 + 04	393000K255	Lever disengagement, 24VDC, (BSP)	9 [11, 21], 10, 15, 19, 20
REN + 12 + U	42 + 05 + 04	393000K256	Lever disengagement, 12VDC, (UNF)	9 [11, 21], 10, 15, 20
REN + 24 + U	42 + 05 + 04	393000K257	Lever disengagement, 24VDC, (UNF)	9 [11, 21], 10, 15, 20
REN	42	6760729	GS02 01 00N, Solenoid cartridge	9 [11, 21]
REA + 12 + G	42 + 05 + 04	393000K258	Lever disengagement, 12VDC, (BSP)	9 [11, 21], 10, 15, 19, 20
REA + 24 + G	42 + 05 + 04	393000K259	Lever disengagement, 24VDC, (BSP)	9 [11, 21], 10, 15, 19, 20
REA + 12 + U	42 + 05 + 04	393000K260	Lever disengagement, 12VDC, (UNF)	9 [11, 21], 10, 15, 20
REA + 24 + U	42 + 05 + 04	393000K261	Lever disengagement, 24VDC, (UNF)	9 [11, 21], 10, 15, 20
REA	42	6760728	GS02 11 00N, Solenoid cartridge	9 [11, 21]
REN, REA + 12	42 + 05	393000K448	Coil, 12 VDC	10
REN, REA + 24	42 + 05	6760652	Coil, 24 VDC	10
REN, REA	42	393000K821	Seal kit REN/REA solenoid	21
RB	42	393000K262	REN/REA cavity plugged	14 16, 19, 20

Tie rod kits, Bracket kits, Intersection seal kit, A033, A046







**Basic Valve****Directional Control Valves  
Series L90LS**

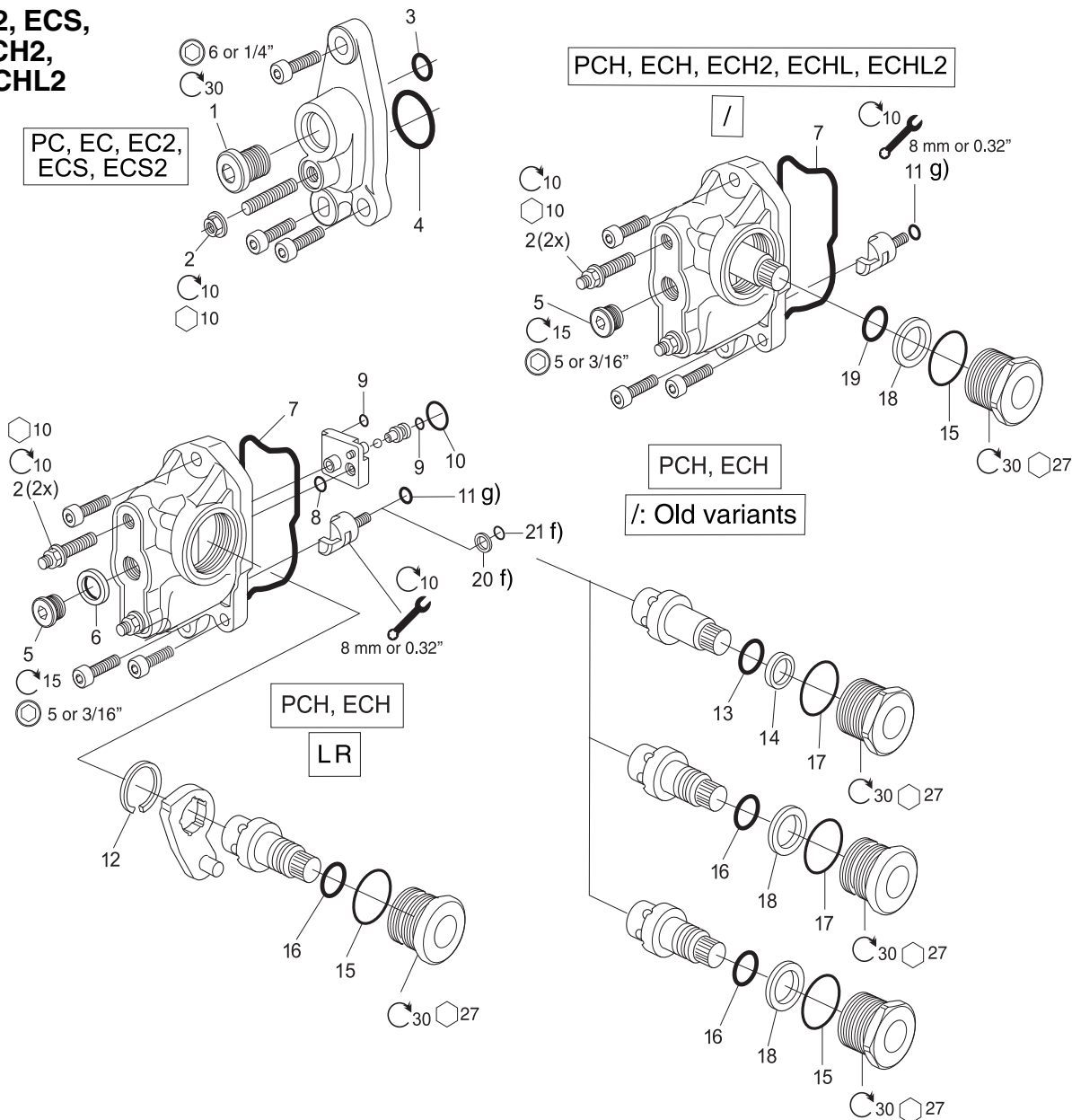
See Customer Specification				
Code	Pos	Part	Description	Remarks / Items
		393000K824	Bracket kit	1(2x), 2(6x), 9(6x)
		6760303	Intersection seal kit	3(7x), 4(2x), 5, 6, 7(2x)
		393000K001	Tie rod kit, 1 section valve, 170 mm	2(6x), 8(3x), 9(6x)
		393000K002	Tie rod kit, 2 section valve, 210 mm	2(6x), 8(3x), 9(6x)
		393000K003	Tie rod kit, 3 section valve, 250 mm	2(6x), 8(3x), 9(6x)
		393000K004	Tie rod kit, 4 section valve, 290 mm	2(6x), 8(3x), 9(6x)
		393000K005	Tie rod kit, 5 section valve, 331 mm	2(6x), 8(3x), 9(6x)
		393000K006	Tie rod kit, 6 section valve, 371 mm	2(6x), 8(3x), 9(6x)
		393000K007	Tie rod kit, 7 section valve, 411 mm	2(6x), 8(3x), 9(6x)
		393000K008	Tie rod kit, 8 section valve, 451 mm	2(6x), 8(3x), 9(6x)
		393000K009	Tie rod kit, 9 section valve, 492 mm	2(6x), 8(3x), 9(6x)
		393000K010	Tie rod kit, 10 section valve, 532 mm	2(6x), 8(3x), 9(6x)
		393000K729	Tie rod kit, 11 section valve, 573 mm	2(6x), 8(3x), 9(6x)
		393000K730	Tie rod kit, 12 section valve, 614 mm	2(6x), 8(3x), 9(6x)
<b>A033</b>	29	6760262	Reinforced Bracket kit A033	1, 2(3x), 9(3x)
<b>A046</b>	15	6760547	Tie rod kit A046 inlet, L90LS 3 spool section	1(2x), 2(3x), 8(3x), 9(3x)

See Customer Specification		<b>Tie rod kits Combine inlet/L90LS MU outlet</b>		
Code	Pos	Part	Description	Remarks / Items
		393000U537	Tie rod kit, MU outlet, L90LS 1 spool sect.	2(3x), 8(3x), 9(3x)
		393000K941	Tie rod kit, MU outlet, L90LS 2 spool sect.	2(3x), 8(3x), 9(3x)
		393000K942	Tie rod kit, MU outlet, L90LS 3 spool sect.	2(3x), 8(3x), 9(3x)
		393000U226	Tie rod kit, MU outlet, L90LS 4 spool sect.	2(3x), 8(3x), 9(3x)
		393000K944	Tie rod kit, MU outlet, L90LS 5 spool sect.	2(3x), 8(3x), 9(3x)
		393000K945	Tie rod kit, MU outlet, L90LS 6 spool sect.	2(3x), 8(3x), 9(3x)
		393000K946	Tie rod kit, MU outlet, L90LS 7 spool sect.	2(3x), 8(3x), 9(3x)
		393000K947	Tie rod kit, MU outlet, L90LS 8 spool sect.	2(3x), 8(3x), 9(3x)
		393000K948	Tie rod kit, MU outlet, L90LS 9 spool sect.	2(3x), 8(3x), 9(3x)
		393000K950	Tie rod kit, MU outlet, L90LS 10 spool sect.	2(3x), 8(3x), 9(3x)
		393000K951	Tie rod kit, MU outlet, L90LS 11 spool sect.	2(3x), 8(3x), 9(3x)
		393000K952	Tie rod kit, MU outlet, L90LS 12 spool sect.	2(3x), 8(3x), 9(3x)
		393000K954	Bracket, washers, nuts	1, 2(3x), 9(3x)

See Customer Specification		<b>Tie rod kits Combine inlet/L90LS U outlet</b>		
Code	Pos	Part	Description	Remarks / Items
		393000U577	Tie rod kit, U outlet, L90LS 1 spool sect.	2(3x), 8(3x), 9(3x)
		393000U835	Tie rod kit, U outlet, L90LS 2 spool sect.	2(3x), 8(3x), 9(3x)
		393000U836	Tie rod kit, U outlet, L90LS 3 spool sect.	2(3x), 8(3x), 9(3x)
		393000U837	Tie rod kit, U outlet, L90LS 4 spool sect.	2(3x), 8(3x), 9(3x)
		393000U838	Tie rod kit, U outlet, L90LS 5 spool sect.	2(3x), 8(3x), 9(3x)
		393000U839	Tie rod kit, U outlet, L90LS 6 spool sect.	2(3x), 8(3x), 9(3x)
		393000U840	Tie rod kit, U outlet, L90LS 7 spool sect.	2(3x), 8(3x), 9(3x)
		393000U841	Tie rod kit, U outlet, L90LS 8 spool sect.	2(3x), 8(3x), 9(3x)
		393000U842	Tie rod kit, U outlet, L90LS 9 spool sect.	2(3x), 8(3x), 9(3x)
		393000U843	Tie rod kit, U outlet, L90LS 10 spool sect.	2(3x), 8(3x), 9(3x)
		393000U402	Tie rod kit, U outlet, L90LS 11 spool sect.	2(3x), 8(3x), 9(3x)
		393000U403	Tie rod kit, U outlet, L90LS 12 spool sect.	2(3x), 8(3x), 9(3x)
		393000K954	Bracket, washers, nuts	1, 2(3x), 9(3x)

Symbol	Description
	<p>For optimum function, the radial play between spool and spool bore must be correct. Spools are therefore colour-coded to identify sizes. We recommend that the whole valve/section is changed if the spool has to be replaced (valve housings cannot be purchased as spares, so if a new one is required a new valve or complete section should be ordered). If the spool has to be changed, it is extremely important that the new spool is the right size.</p> <p>If the spool is too large, it will not work properly even if it appears to function perfectly on assembly, and if the spool is too small, function will also be adversely affected. Spools that are classified by size are marked in the list with .</p> <p>The colour-marking of the spool may disappear after a time, so, unless otherwise stated, the housing is marked with a letter to indicate the respective colour as follows: <b>B</b> for Blue, <b>G</b> for Green, <b>R</b> for Red.</p>
	<p>Changing the settings, replacing the preset pressure relief valve or breaking the seal must only be done in accordance with the manufacturer's instructions. Other settings may seriously damage the machine and other assets, and may cause personal injury. Note that a value contained in the customer specification manual does not apply if the manufacturer changed the settings at installation. Always contact the manufacturer's service organisation before servicing items marked with .</p>

\* Also EC2, ECS,  
ECS2, ECH2,  
ECHL, ECHL2

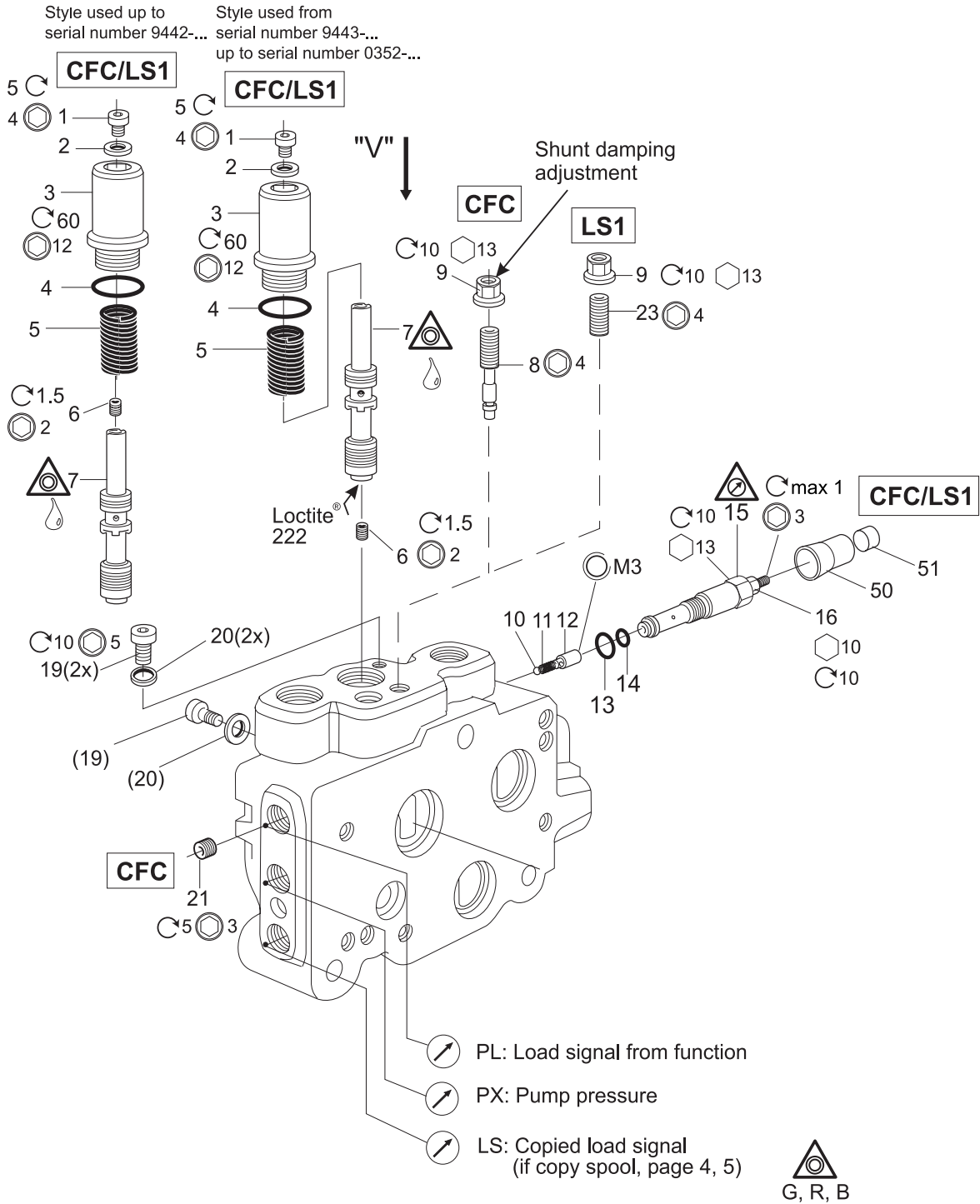


See Customer Specification				
Code	Pos	Part	Description	Remarks / Items
PC, EC	50	6760774	Seal kit, BSP	1, 2, 3, 4 Also EC2, ECS, ECS2
PC, EC	50	6760685	Seal kit, UNF	1, 2, 3, 4 Also EC2, ECS, ECS2
PCH, ECH + /	50 + 52	6760775	Seal kit, BSP	2(2x), 5, 7, 11, 15, 18, 19 Also ECH2, ECHL, ECHL2 i)
PCH, ECH + /	50 + 52	6760625	Seal kit, UNF	2(2x), 5, 7, 11, 15, 18, 19 Also ECH2, ECHL, ECHL2 i)
PCH, ECH + LR	50 + 52	6760809	Seal kit, BSP, UNF	2(2x), 6, 7, 8, 9(2x), 10, 11, 12, 15, 16, 20, 21 h)
PCH, ECH + /	50 + 52	6760810	Seal kit, BSP, UNF	2(2x), 6, 7, 8, 9(2x), 10, 11, 12, 13, 14, 15, 16, 17, 18, 20, 21 h)
PCH, ECH + /	50 + 52	6760812	Seal kit	13, 14, 15, 16, 17, 18 h)
PCH, ECH	50	6760794	Seal kit, old spool hook	20, 21 (5 pcs in kit) f)
PCH, ECH	50	6760193	Seal kit	17 (5 pcs in kit) h)

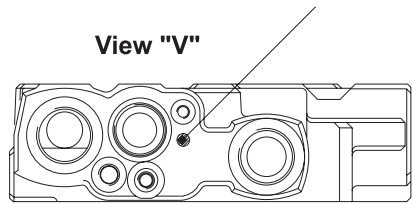
f) Up to serial number 0209...; g) From serial number 0208...; h) Up to serial number 0212...; i) From serial number 0301...

**CFC/LS1/LS2**

Style used up to serial number 0352-...



For all other parts, please see Inlet section



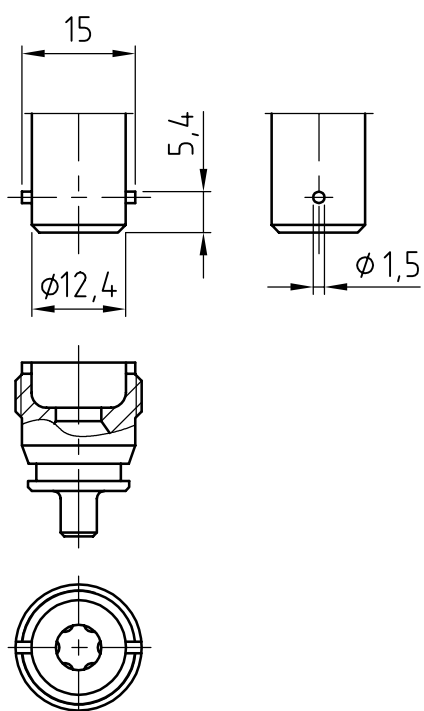
**Appendix B: Inlet section old style**

See Customer Specification				
Code	Pos	Part	Description	Remarks / Items
CFC + PS	15 + 16	393000K245	Main relief valve, size Blue	3 [1, 2, 4], 5, 6 (Plug M4), 7, 8, 9, 10, 11, 12, 15 [13, 14, 16], 21 (Restrictor M6 $\phi$ 1.0), 50, 51
CFC + PS	15 + 16	393000K445	Main relief valve, size Green	
CFC + PS	15 + 16	393000K645	Main relief valve, size Red	
LS1 + PS	15 + 16	393000K246	Main relief valve, size Blue	3 [1, 2, 4], 5, 6 (Restrictor M4 $\phi$ 1.0), 7, 9, 15 [13, 14], 21 (Plug M6), 23, 50, 51
LS1 + PS	15 + 16	393000K446	Main relief valve, size Green	
LS1 + PS	15 + 16	393000K646	Main relief valve, size Red	
CFC, LS1	15	398000K069	PLD03	15 [13, 14]
CFC, LS1	15	393000K831	Seal kit	13, 14
/	-	6760017	Plug kit M6x10 (2 pcs in kit)	19(2x), 20(2x)
/	-	6760222	Plug kit M6x10 (5 pcs in kit)	19(5x), 20(5x)
		393000K801	Seal kit PS, LS1/LS2	2, 4, 9, 13, 14, 16, 20(3x)
		393000K852	Sealing set	50, 51

**Appendix C: Assembly Instructions. Tools.**

---

Tool for seat PLM





**Appendix E: Manifolds**

Manifold	Description	Remarks / Items
M10	System function manifold for cranes.	See "Spare Parts List Series L90LS Appendix E: Manifolds"
M11	System function manifold for cranes. As functional as M10, but with 2 levels main pressure relief valve.	
M12	Trim manifold.	
M13	Manifold for regenerative function and the built-in over center valves.	
M13B	As M13, but with greater capacity ("B").	
M14	Pressure control manifold, 1 section.	
M15	Pump-sharing manifold.	
M16	Pressure control manifold, 2 sections.	
M17	Drainage manifold.	
A215	Midinlet.	





# Parker Worldwide

## Europe, Middle East, Africa

**AE – United Arab Emirates,**  
Dubai

Tel: +971 4 8127100  
parker.me@parker.com

**AT – Austria,** Wiener Neustadt

Tel: +43 (0)2622 23501-0  
parker.austria@parker.com

**AT – Eastern Europe,** Wiener  
Neustadt

Tel: +43 (0)2622 23501 900  
parker.easteurope@parker.com

**AZ – Azerbaijan,** Baku

Tel: +994 12 47 73 799  
parker.azerbaijan@parker.com

**BE/LU – Belgium,** Nivelles

Tel: +32 (0)67 280 900  
parker.belgium@parker.com

**BY – Belarus,** Minsk

Tel: +375 17 209 9399  
parker.belarus@parker.com

**CH – Switzerland,** Etoy

Tel: +41 (0)21 821 87 00  
parker.switzerland@parker.com

**CZ – Czech Republic,** Klecany

Tel: +420 284 083 111  
parker.czechrepublic@parker.com

**DE – Germany,** Kaarst

Tel: +49 (0)2131 4016 0  
parker.germany@parker.com

**DK – Denmark,** Ballerup

Tel: +45 43 56 04 00  
parker.denmark@parker.com

**ES – Spain,** Madrid

Tel: +34 902 330 001  
parker.spain@parker.com

**FI – Finland,** Vantaa

Tel: +358 (0)20 753 2500  
parker.finland@parker.com

**FR – France,** Contamine s/Arve

Tel: +33 (0)4 50 25 80 25  
parker.france@parker.com

**GR – Greece,** Athens

Tel: +30 210 933 6450  
parker.greece@parker.com

**HU – Hungary,** Budapest

Tel: +36 1 220 4155  
parker.hungary@parker.com

**IE – Ireland,** Dublin

Tel: +353 (0)1 466 6370  
parker.ireland@parker.com

**IT – Italy,** Corsico (MI)

Tel: +39 02 45 19 21  
parker.italy@parker.com

**KZ – Kazakhstan,** Almaty

Tel: +7 7272 505 800  
parker.easteurope@parker.com

**NL – The Netherlands,** Oldenzaal

Tel: +31 (0)541 585 000  
parker.nl@parker.com

**NO – Norway,** Asker

Tel: +47 66 75 34 00  
parker.norway@parker.com

**PL – Poland,** Warsaw

Tel: +48 (0)22 573 24 00  
parker.poland@parker.com

**PT – Portugal,** Leca da Palmeira

Tel: +351 22 999 7360  
parker.portugal@parker.com

**RO – Romania,** Bucharest

Tel: +40 21 252 1382  
parker.romania@parker.com

**RU – Russia,** Moscow

Tel: +7 495 645-2156  
parker.russia@parker.com

**SE – Sweden,** Spånga

Tel: +46 (0)8 59 79 50 00  
parker.sweden@parker.com

**SK – Slovakia,** Banská Bystrica

Tel: +421 484 162 252  
parker.slovakia@parker.com

**SL – Slovenia,** Novo Mesto

Tel: +386 7 337 6650  
parker.slovenia@parker.com

**TR – Turkey,** Istanbul

Tel: +90 216 4997081  
parker.turkey@parker.com

**UA – Ukraine,** Kiev

Tel: +380 44 494 2731  
parker.ukraine@parker.com

**UK – United Kingdom,** Warwick

Tel: +44 (0)1926 317 878  
parker.uk@parker.com

**ZA – South Africa,** Kempton Park

Tel: +27 (0)11 961 0700  
parker.southafrica@parker.com

## North America

**CA – Canada,** Milton, Ontario

Tel: +1 905 693 3000

**US – USA,** Cleveland

(industrial)  
Tel: +1 216 896 3000

**US – USA,** Elk Grove Village

(mobile)  
Tel: +1 847 258 6200

## Asia Pacific

**AU – Australia,** Castle Hill

Tel: +61 (0)2-9634 7777

**CN – China,** Shanghai

Tel: +86 21 2899 5000

**HK – Hong Kong**

Tel: +852 2428 8008

**IN – India,** Mumbai

Tel: +91 22 6513 7081-85

**JP – Japan,** Fujisawa

Tel: +81 (0)4 6635 3050

**KR – South Korea,** Seoul

Tel: +82 2 559 0400

**MY – Malaysia,** Shah Alam

Tel: +60 3 7849 0800

**NZ – New Zealand,** Mt Wellington

Tel: +64 9 574 1744

**SG – Singapore**

Tel: +65 6887 6300

**TH – Thailand,** Bangkok

Tel: +662 717 8140

**TW – Taiwan,** Taipei

Tel: +886 2 2298 8987

## South America

**AR – Argentina,** Buenos Aires

Tel: +54 3327 44 4129

**BR – Brazil,** Cachoeirinha RS

Tel: +55 51 3470 9144

**CL – Chile,** Santiago

Tel: +56 2 623 1216

**MX – Mexico,** Apodaca

Tel: +52 81 8156 6000

© 2011 Parker Hannifin Corporation. All rights reserved.



### EMEA Product Information Centre

Free phone: 00 800 27 27 5374

(from AT, BE, CH, CZ, DE, DK, EE, ES, FI, FR, IE, IL,  
IS, IT, LU, MT, NL, NO, PL, PT, RU, SE, SK, UK, ZA)

### US Product Information Centre

Toll-free number: 1-800-27 27 5374

www.parker.com

Your local authorized Parker distributor



Bulletin HY17-8561-M11/UK

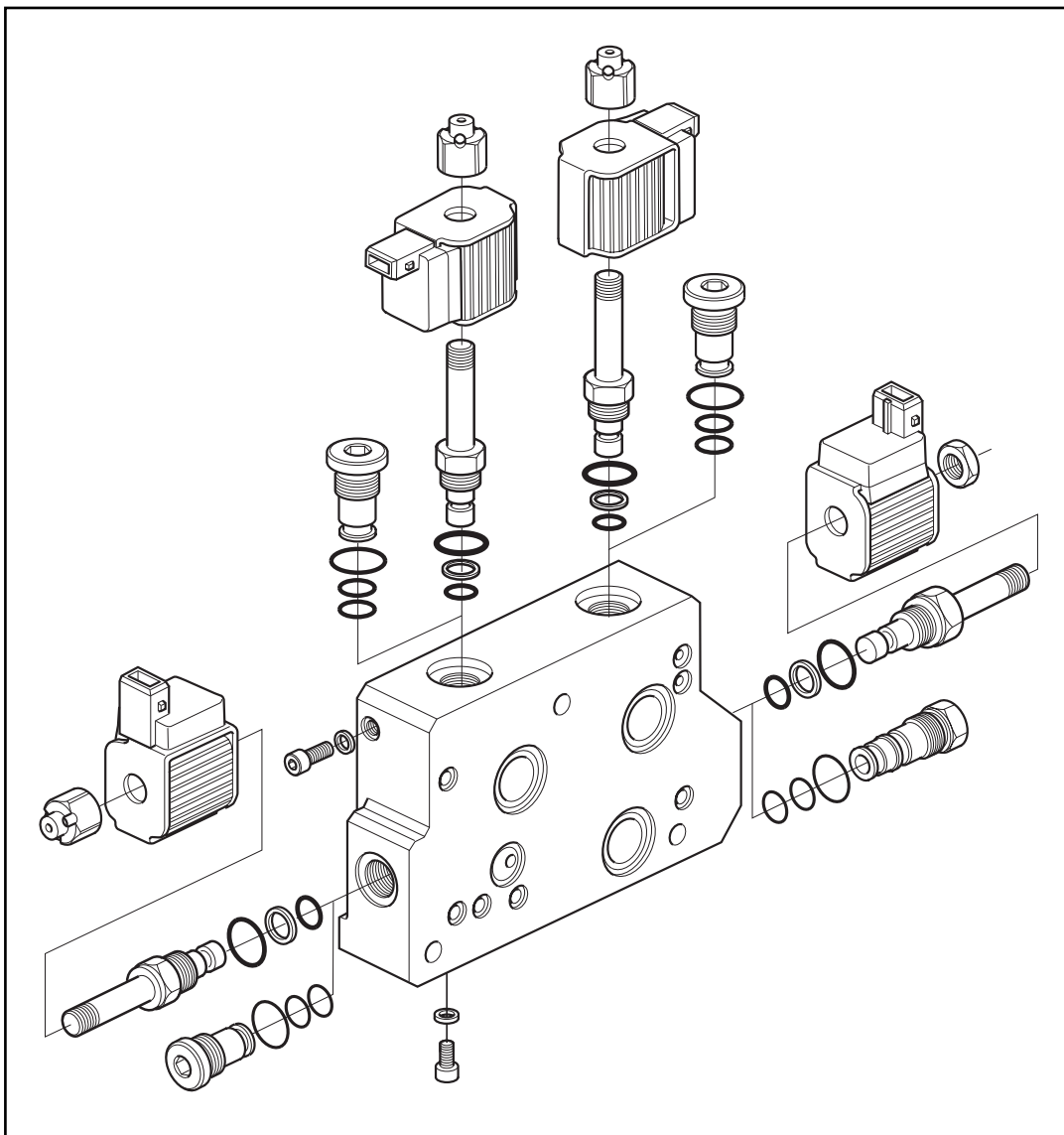
# Spare Parts List

## Series L90LS

### Apendix E: Manifolds

Effective date: February 18, 2011  
Supersedes: November 30, 2010

---



This list of spare parts is designed to give you a good idea of the components included in the product range for valves. To see precisely which component is used for a specific product, you will need to look at the customer specification for the product in question. The customer specification contains a number of entries, and for each entry, a code pressure or flow is specified with a code or a number. To help you find your way around, this list of spare parts contains references to these entries and codes.

Codes on the image page of the list of spare parts usually appear in bold and enclosed in a border. The table page contains available spare part sets. The ordering code is the product code that appears in the Part column.















The spare part to be used is determined by the first two columns, which contain the entry and the code from the customer specification. If these columns are empty, the spare part set is valid regardless of the selected code, unless indicated otherwise

The symbols in the frame below are used in this Spare Parts List to help you find the right tools, the right torques, suitable grease etc.

**Conversion factors**

- 1 kg = 2.2046 lb
- 1 N = 0.22481 lbf
- 1 Nm = 0.10197 kpm
- 1 bar = 14.504 psi
- 1 l = 0.21997 UK gallon
- 1 l = 0.26417 US gallon
- 1 cm<sup>3</sup> = 0.061024 in<sup>3</sup>
- 1 m = 3.2808 feet
- 1 mm = 0.03937 in
- 9/5 °C + 32 = °F

**Symbols for servicing**

-  = Phillips screw
-  = Slot screw
-  = Socket head dimensions in mm and/or inch
-  = Hexagon dimensions in mm and/or inch
-  = Sixpoint socket
-  = Wrench size in mm and/or inch or special assembly/disassembly tool needed. No...
-  = See appendix A
-  = Thread for disassembly type...
-  = Tightening torque in Nm
-  = Use locking/sealing fluid type...
-  = Use corrosion preventative type...
-  = Use hydraulic liquid for lubrication
-  = Use grease type...
-  = See appendix A



**WARNING - USER RESPONSIBILITY**

**FAILURE OR IMPROPER SELECTION OR IMPROPER USE OF THE PRODUCTS DESCRIBED HEREIN OR RELATED ITEMS CAN CAUSE DEATH, PERSONAL INJURY AND PROPERTY DAMAGE.**

This document and other information from Parker-Hannifin Corporation, its subsidiaries and authorized distributors provide product or system options for further investigation by users having technical expertise.

The user, through its own analysis and testing, is solely responsible for making the final selection of the system and components and assuring that all performance, endurance, maintenance, safety and warning requirements of the application are met. The user must analyze all aspects of the application, follow applicable industry standards, and follow the information concerning the product in the current product catalog and in any other materials provided from Parker or its subsidiaries or authorized distributors.

To the extent that Parker or its subsidiaries or authorized distributors provide component or system options based upon data or specifications provided by the user, the user is responsible for determining that such data and specifications are suitable and sufficient for all applications and reasonably foreseeable uses of the components or systems.

**Offer of Sale**

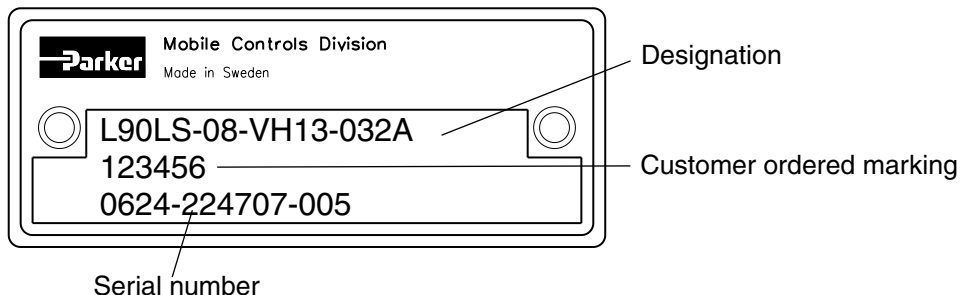
Please contact your Parker representation for a detailed "Offer of Sale".

**Contents**

<b>List of contents</b>	<b>Page</b>
M10 manifold .....	4
M11 manifold .....	6
M12 manifold .....	8
M13 manifold .....	10
M13B manifold .....	12
M14 manifold .....	14
M15 manifold .....	16
M16 manifold .....	18
M17 manifold .....	20
A215, midinlet .....	22
 Appendix A: Warnings .....	 24

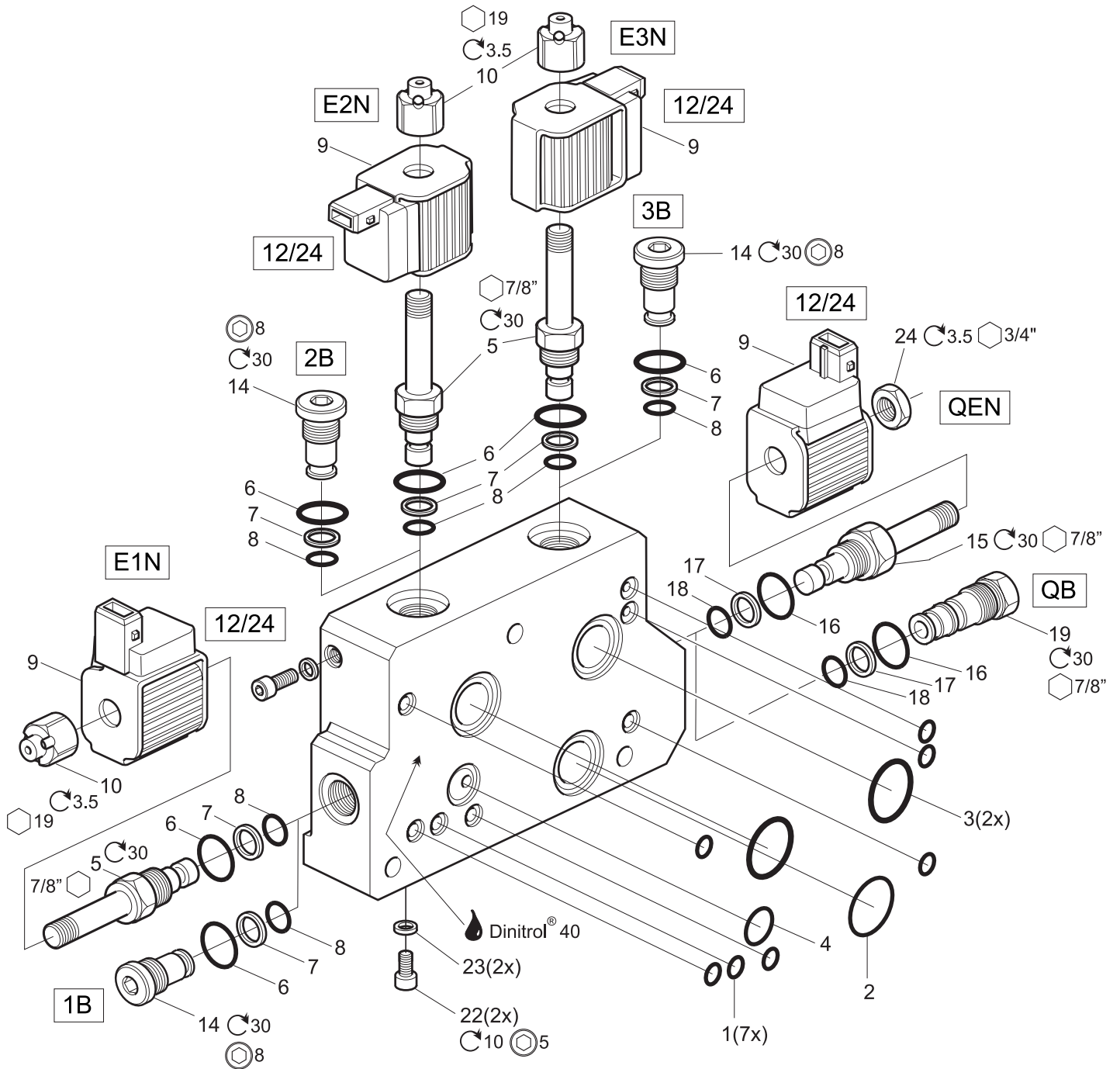
This spare parts list is valid for L90LS only. See product designation on the name plate.

Name plate



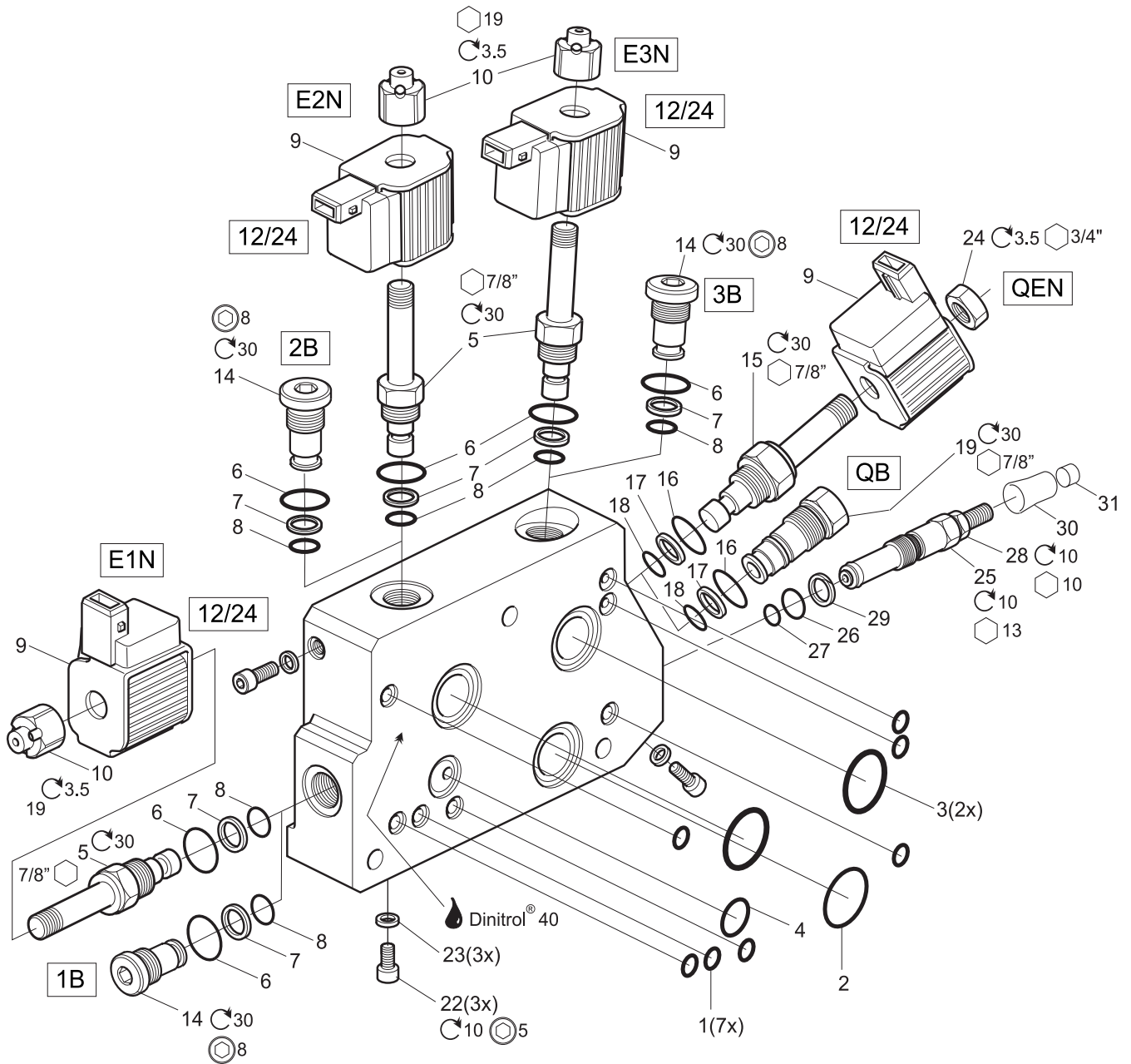
Valve serial numbers consist of three groups of digits  
 The first group shows year and week of manufacture:  
 In this example, 0624 means week 24 of 2006  
 The remaining digits are for internal use within Parker

Notice ! Some valves hasn't any designation code stamped. Some valves has the serial number and designation code text line in opposite order than the example above.





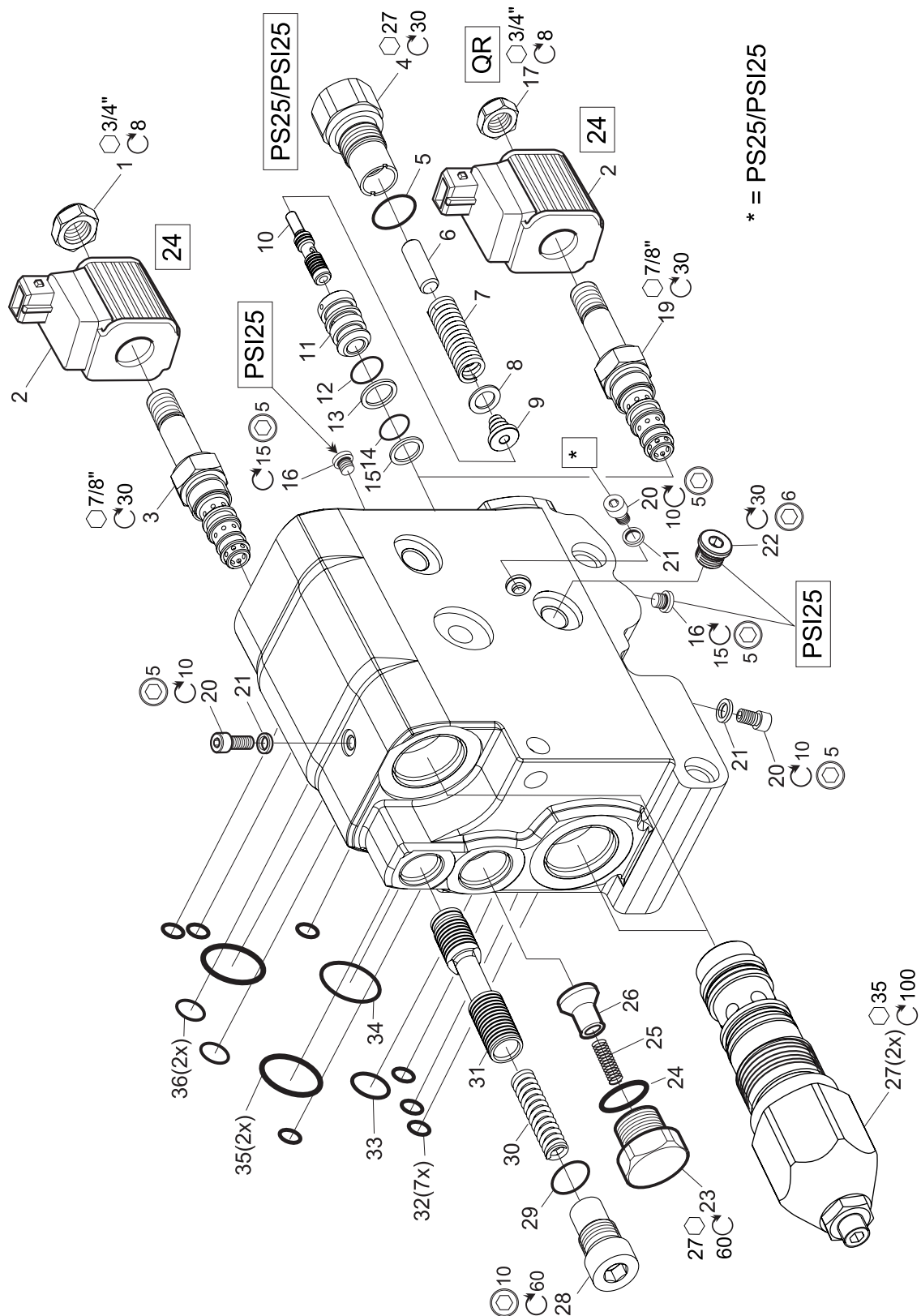
See Customer Specification				
Code	Pos	Part	Description	Remarks / Items
<b>E1N, E2N, E3N</b>	92, 93, 94	6760653	GS02 13 10N, Solenoid cartridge	5 [6, 7, 8]
<b>E1N, E2N, E3N</b>	92, 93, 94	6760636	E1N, E2N, E3N nut	10
<b>E1N,E2N,E3N,QEN + 12</b>	92,93,94,96 + 05	6760414	CCP012A, Coil 12 VDC	9
<b>E1N,E2N,E3N,QEN + 24</b>	92,93,94,96 + 05	6760415	CCP024A, Coil 24 VDC	9
<b>1B, 2B, 3B</b>	92, 93, 94	393000K265	Plugged cavity kit, 1B, 2B, 3B	14 [6, 7, 8]
<b>E1N, E2N, E3N, 1B, 2B, 3B</b>	92, 93, 94	9120091009	Seal kit E1N,E2N,E3N,1B,2B,3B	6, 7, 8
<b>QEN</b>	96	6760890	GS02 35 00N, Solenoid cartridge	15 [16, 17, 18], 24
<b>QB</b>	96	6760891	Cavity plug M10	19 [16, 17, 18]
<b>QB, QEN</b>	96	-	SK30077N-1	16, 17, 18
<b>M10</b>	90	6760017	Plug kit M6x10	22(2x), 23(2x)
		6760303	Intersection seal kit	1(7x), 2, 3(2x), 4



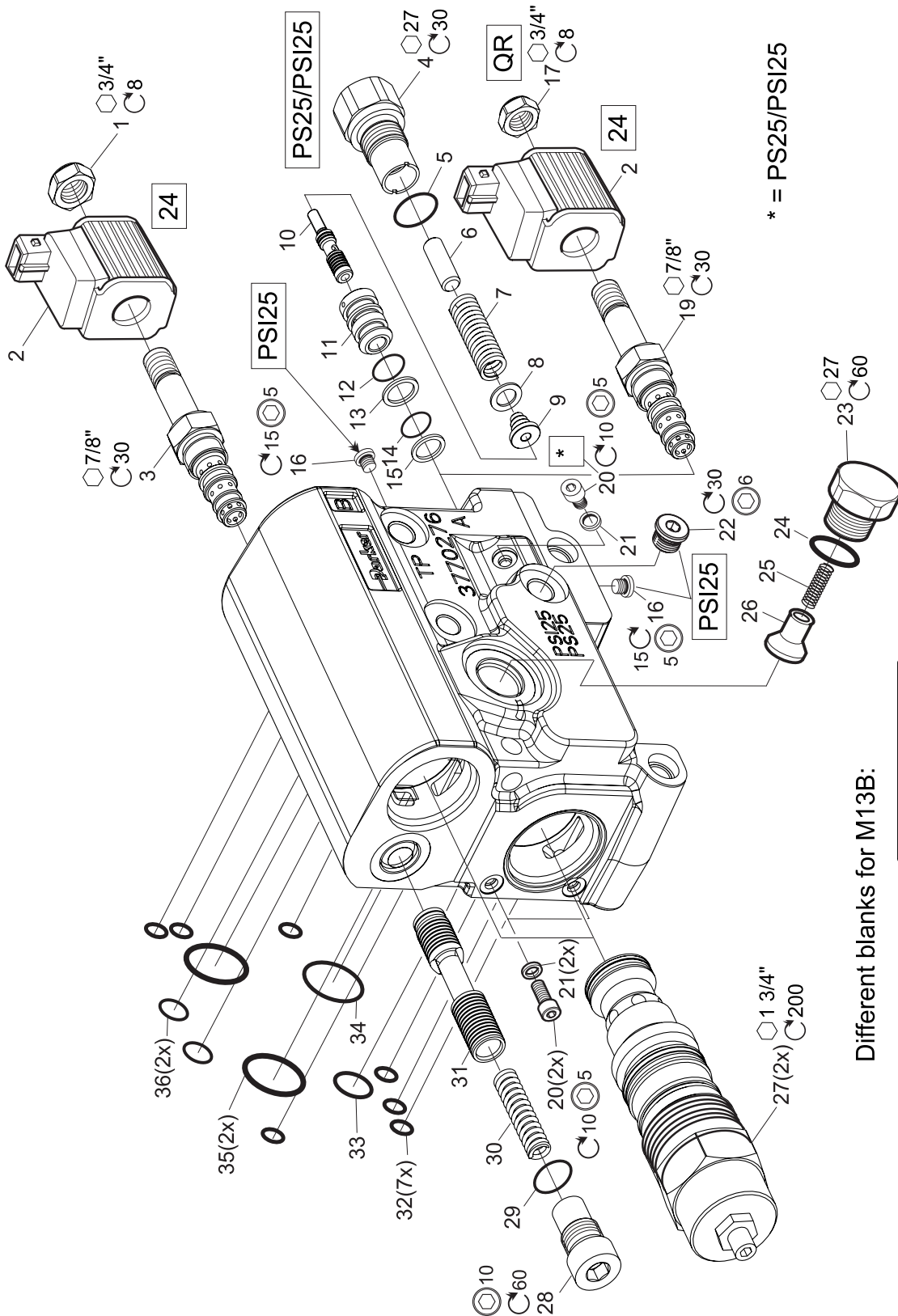
See Customer Specification				
Code	Pos	Part	Description	Remarks / Items
E1N, E2N, E3N	92, 93, 94	6760653	GS02 13 10N, Solenoid cartridge	5 [6, 7, 8]
E1N, E2N, E3N	92, 93, 94	6760636	E1N, E2N, E3N nut	10
E1N,E2N,E3N,QEN + 12	92,93,94,96 + 05	6760414	CCP012A, Coil 12 VDC	9
E1N,E2N,E3N,QEN + 24	92,93,94,96 + 05	6760415	CCP024A, Coil 24 VDC	9
1B, 2B, 3B	92, 93, 94	393000K265	Plugged cavity kit, 1B, 2B, 3B	14 [6, 7, 8]
E1N, E2N, E3N, 1B, 2B, 3B	92, 93, 94	9120091009	Seal kit E1N,E2N,E3N,1B,2B,3B	6, 7, 8
QEN	96	6760890	GS02 35 00N, Solenoid cartridge	15 [16, 17, 18], 24
QB	96	6760891	Cavity plug M11	19 [16, 17, 18]
QB, QEN	96	-	SK30077N-1	16, 17, 18
M11	90	6760960	Main relief valve PLD03	25 [26, 27, 28], 29
M11	90	6760892	Seal kit, PLD03	26, 27, 28, 29
M11	90	393000K852	Sealing kit	30, 31
M11	90	6760222	Plug kit M6x10 (5 pcs in kit)	22(5x), 23(5x)
		6760303	Intersection seal kit	1(7x), 2, 3(2x), 4



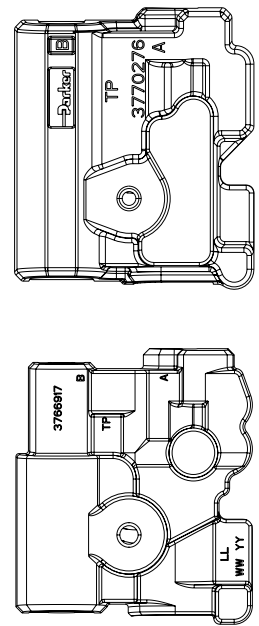
See Customer Specification				
Code	Pos	Part	Description	Remarks / Items
AC, BC	92, 93	6760893	GS04 08 00N, Solenoid cartridge	7 [5, 8]
AO, BO	92, 93	6760894	GS04 18 00N, Solenoid cartridge	9 [5, 8]
AC, BC, AO, BO + 12	92, 93 + 05	393000K448	CCS12A, Coil 12 VDC	6
AC, BC, AO, BO + 24	92, 93 + 05	6760652	CCS024A, Coil 24 VDC	6
AB, BB	92, 93	6760540	Plugged cavity kit, AB, BB	10 [8]
AB, BB, AC, AO, BC, BO	92, 93	-	SK30079N-1	8
		6760303	Intersection seal kit	1(7x), 2, 3(2x), 4



See Customer Specification				
Code	Pos	Part	Description	Remarks / Items
M13	30	6760901	E6B060Z230MKII-N409, Solenoid cartridge	27
M13	30	-	SK30008N-1 (Seal kit E6B060Z230MKII-N409)	Not shown
M13	30	6760896	Spool M13	28, 29, 30, 31
M13	30	6760963	Spring kit spool M13	29, 30
M13	30	9120099611	Supply check valve	23, 24, 25, 26
M13	30	6760961	Spring kit supply check valve	24, 25
M13	30	6760900	GS02 32 00N, Solenoid cartridge	3 [1]
M13	30	-	SK30077N-1 (Seal kit GS02 32 00N)	Not shown
M13 + 24	30 + 05	6760415	CCP024A, Coil 24 VDC	2
QR	37	6760890	GS02 35 00N, Solenoid cartridge	19 [17]
QR	37	-	SK30077N-1 (Seal kit GS02 35 00N)	Not shown
PS25, PSI25	37	393000U076	External/internal pilot pressure supply	4, 5, 6, 7, 8, 10 [9], 11 [12, 13, 14, 15]
PS25, PSI25	37	6760962	Spring kit PS25, PSI25	5, 7
PS25, PSI25	37	6760899	Seal kit PS25, PSI25	5, 12, 13, 14, 15
PSI25 + G	37 + 04	-	Plug VSTI1/8EDCF	16
PSI25 + G	37 + 04	-	Plug VSTI1/4EDCF	22
M13	30	6760017	Plug kit M6x10 (2 pcs in kit)	20(2x), 21(2x)
M13	30	6760222	Plug kit M6x10 (5 pcs in kit)	20(5x), 21(5x)
		6760303	Intersection seal kit	32(7x), 33, 34, 35(2x), 36(2x)



Different blanks for M13B:

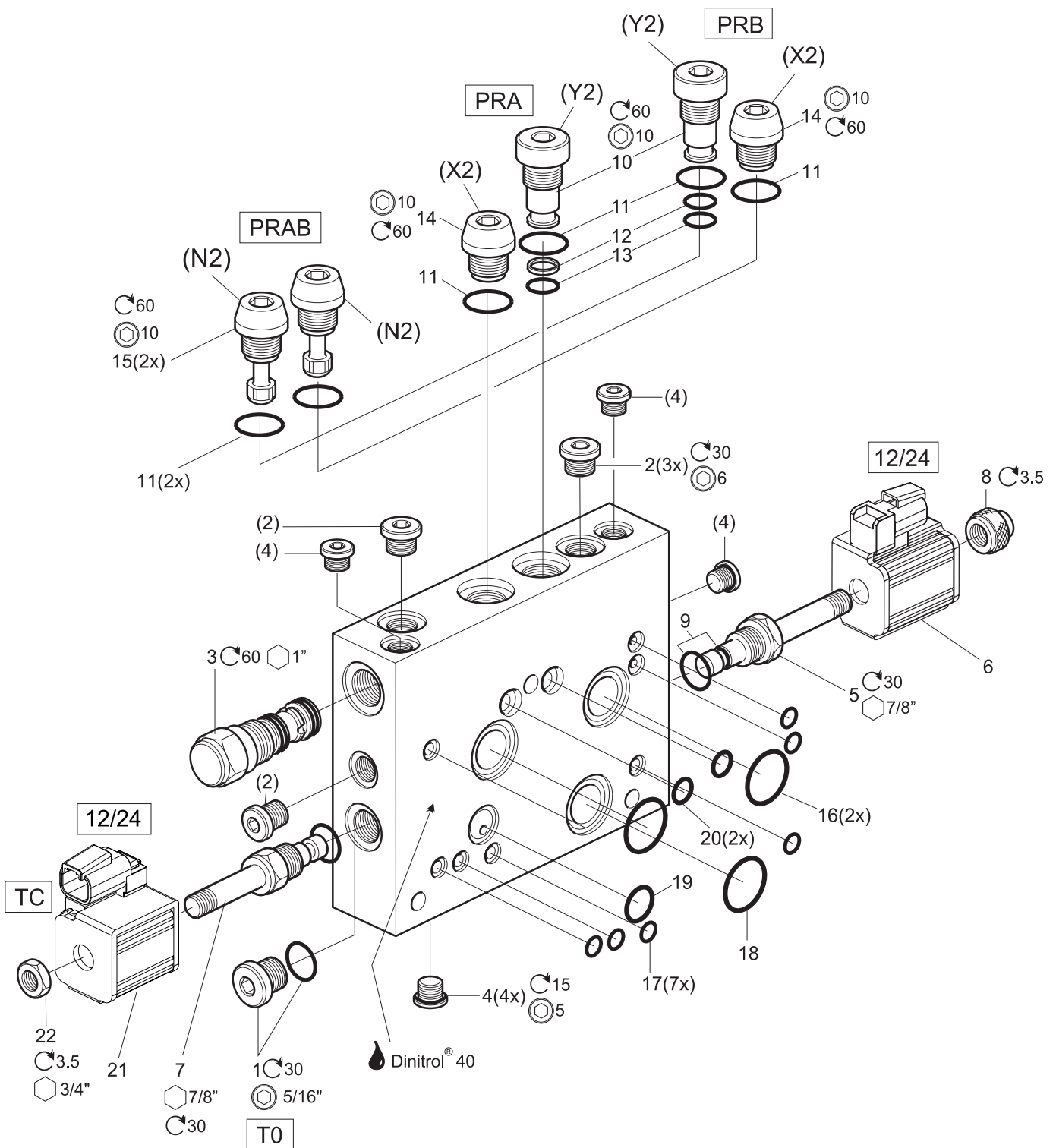




See Customer Specification				
Code	Pos	Part	Description	Remarks / Items
M13B	30	6760895	E9K3Z20-280N, Solenoid cartridge	27
M13B	30	-	SK30701N-1 (Seal kit E9K3Z20-280N)	Not shown
M13B	30	6760896	Spool M13B	28, 29, 30, 31
M13B	30	6760963	Spring kit spool M13B	29, 30
M13B	30	9120099611	Supply check valve	23, 24, 25, 26
M13B	30	6760961	Spring kit supply check valve	24, 25
M13B	30	6760897	DS-3799-0, Solenoid cartridge	3 [1]
M13B	30	-	SK08-3 (Seal kit DS-3799-0)	Not shown
M13B + 24	30 + 05	6760652	CCS024A, Coil 24 VDC	2
QR	37	6760898	DSH083B, Solenoid cartridge	19 [17]
QR	37	-	SK08-3N (Seal kit DSH083B)	Not shown
PS25, PSI25	37	393000U076	External/internal pilot pressure supply	4, 5, 6, 7, 8, 10 [9], 11 [12, 13, 14, 15]
PS25, PSI25	37	6760962	Spring kit PS25, PSI25	5, 7
PS25, PSI25	37	6760899	Seal kit PS25, PSI25	5, 12, 13, 14, 15
PSI25 + G	37 + 04	-	Plug VST11/8EDCF	16
PSI25 + G	37 + 04	-	Plug VST11/4EDCF	22
M13B	30	6760017	Plug kit M6x10 (2 pcs in kit)	20(2x), 21(2x)
M13B	30	6760222	Plug kit M6x10 (5 pcs in kit)	20(5x), 21(5x)
		6760303	Intersection seal kit	32(7x), 33, 34, 35(2x), 36(2x)

**M14 manifold**

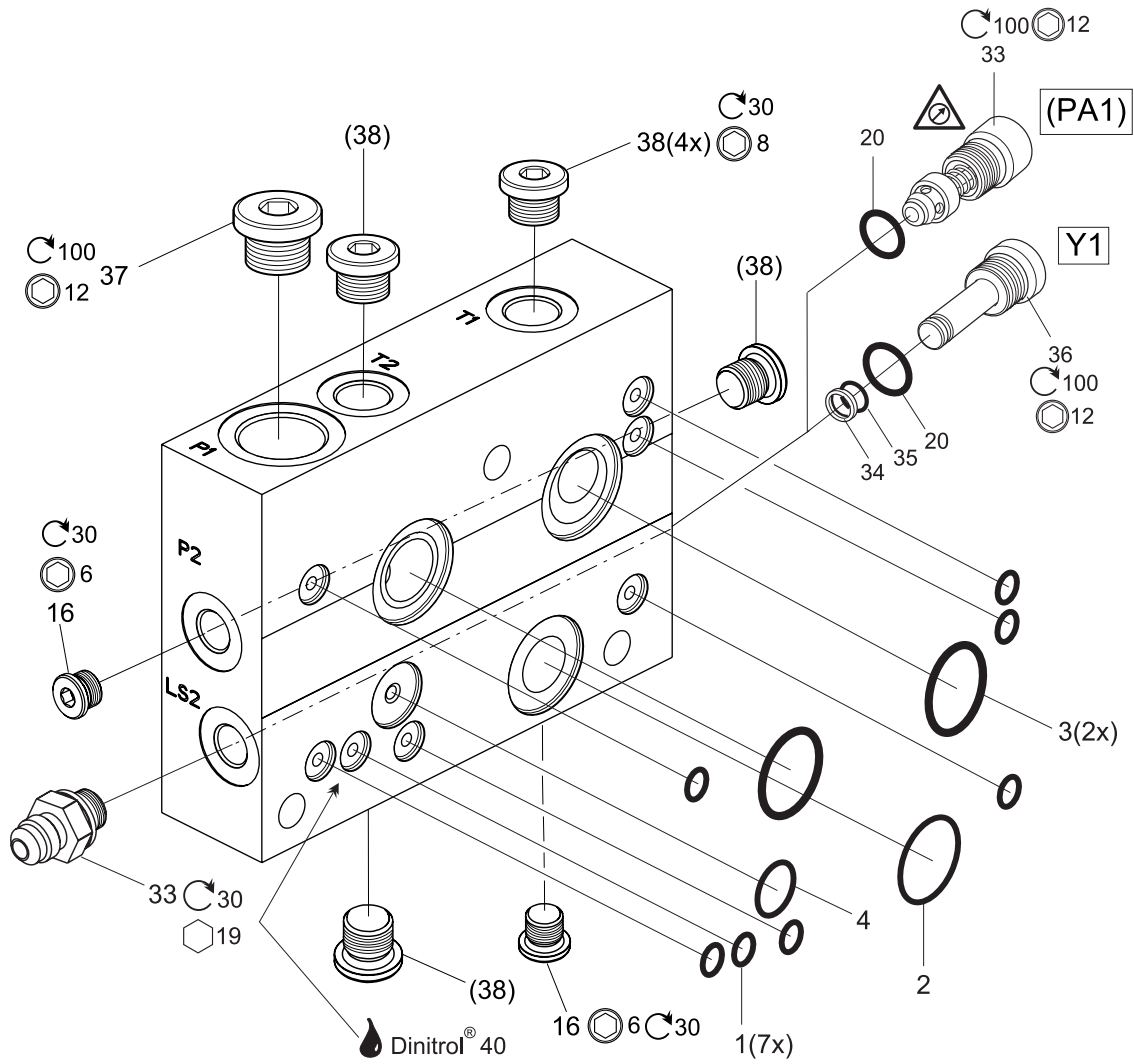
**Directional Control Valves  
Series L90LS- Manifolds**














**M14 manifold**

See Customer Specification				
Code	Pos	Part	Description	Remarks / Items
M14	90	6760906	Cartridge DPS2-10-V-F-0-160	3
M14	90	6760727	AP02A22900N, Solenoid cartridge	5 [8, 9]
M14	90	393000K821	SK30006N-1, Seal kit AP02A22900N	9
12	05	6760904	CAP012H, Coil 12 VDC	6
24	05	6760905	CAP024H, Coil 24 VDC	6
PRA, PRB	93	393000K195	Plug kit, Y2	10 [11, 12, 13]
PRA, PRB	93	393000K193	Plug kit, X2	14 [11]
PRA, PRB	93	393000K818	Seal kit, Y2	11, 12, 13
PRAB	93	393000K194	Check valve kit, N2	15 [11]
PRA, PRB, PRAB	93	6760445	Seal kit, (5 pcs in kit)	11(5x)
TC	92	6760729	GS02 01 00N, Solenoid cartridge	7 [22]
TC	92	-	SK30006N-1 (Seal kit GS02 01 00N)	Not shown
TC + 12	92 + 05	6760902	CCP012HE, Coil 12 VDC	21
TC + 24	92 + 05	6760903	CCS024H, Coil 24 VDC	21
TO	92	-	Plug 8HP50N-S	1
M14	90	-	Plug VST11/8EDCF	4
M14	90	-	Plug VST11/4EDCF	2
		6760303	Intersection seal kit	16(2x), 17(7x), 18, 19, 20(2x)

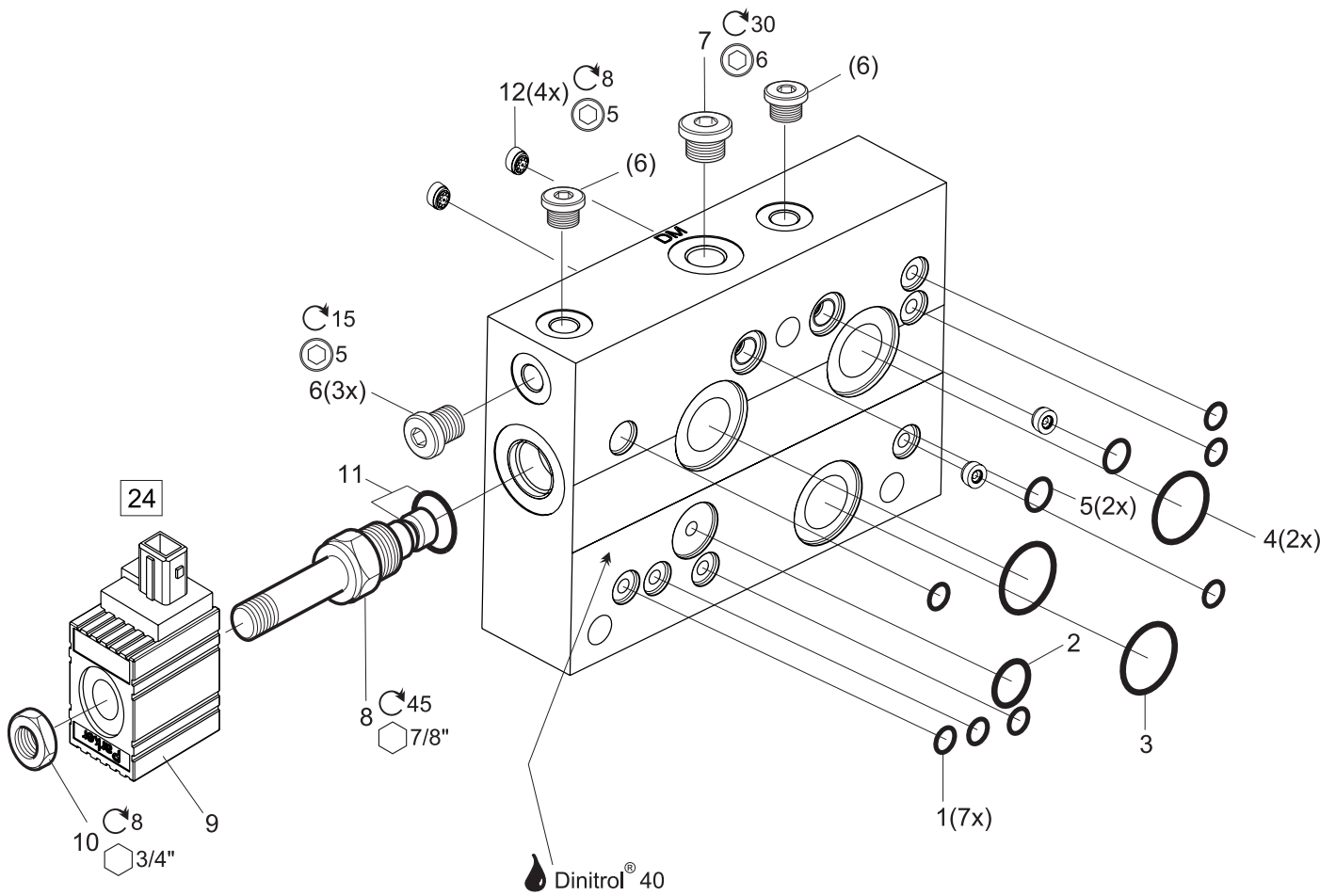
**M15 manifold**



See Customer Specification				
Code	Pos	Part	Description	Remarks / Items
140	98	9120029256	Main relief valve (PA1), PLC182-140-20	33 [20] 
160	98	9120029257	Main relief valve (PA1), PLC182-160-20	33 [20] 
175	98	9120029258	Main relief valve (PA1), PLC182-175-20	33 [20] 
190	98	9120029259	Main relief valve (PA1), PLC182-190-20	33 [20] 
210	98	9120029260	Main relief valve (PA1), PLC182-210-20	33 [20] 
230	98	9120029261	Main relief valve (PA1), PLC182-230-20	33 [20] 
250	98	9120029262	Main relief valve (PA1), PLC182-250-20	33 [20] 
260	98	9120029273	Main relief valve (PA1), PLC182-260-20	33 [20] 
280	98	9120029263	Main relief valve (PA1), PLC182-280-20	33 [20] 
300	98	9120029264	Main relief valve (PA1), PLC182-300-20	33 [20] 
350	98	9120029266	Main relief valve (PA1), PLC182-350-20	33 [20] 
(PLC182)	98	6760193	O-ring kit (5 pcs in kit)	20(5x)
Y1	92	9120092014	Main relief cavity plugged	36 [20, 34, 35]
Y1	92	393000K804	Seal kit, Y1	20, 34, 35
U	04	-	Nipple 6F4OMXS	33
M15	90	-	Plug VSTI1/4EDCF	16
M15	90	-	Plug VSTI3/8EDCF	38
M15	90	-	Plug VSTI3/4EDCF	37
		6760303	Intersection seal kit	1(7x), 2, 3(2x), 4



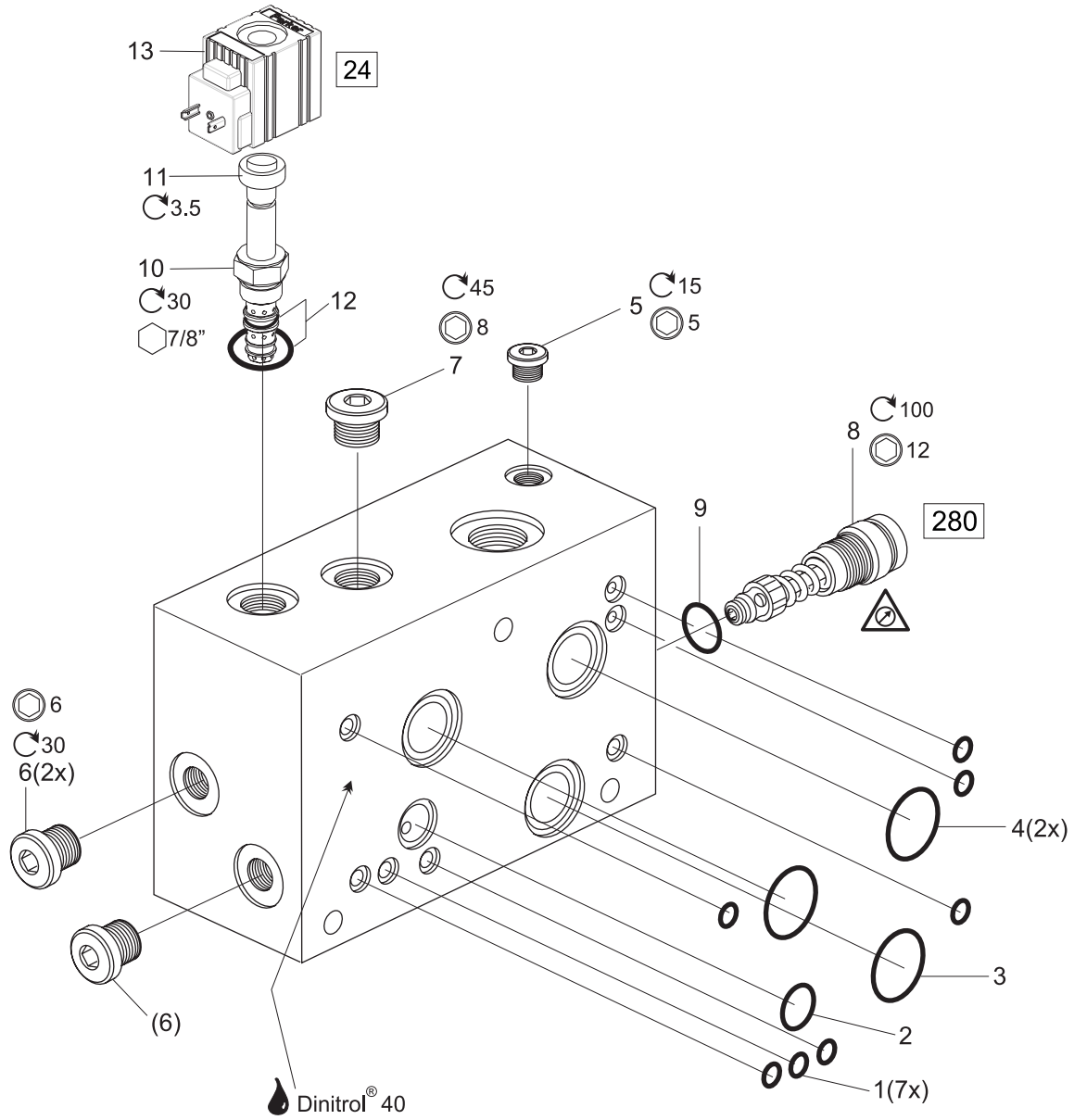
See Customer Specification				
Code	Pos	Part	Description	Remarks / Items
M16	90	6760906	Cartridge DPS2-10-V-F-0-160	13
M16	90	6760727	AP02A22900N, Solenoid cartridge	12 [4, 10]
M16	90	393000K821	SK30006N-1, Seal kit AP02A22900N	4
12	05	6760904	CAP012H, Coil 12 VDC	11
24	05	6760905	CAP024H, Coil 24 VDC	11
0,45	92, 93, 94, 96	6760099	Pilot restriction Ø0.45 mm	15 (5 pcs in kit)
0,8	92, 93, 94, 96	6760102	Pilot restriction Ø0.8 mm	15 (5 pcs in kit)
1,2	92, 93, 94, 96	6760106	Pilot restriction Ø1.2 mm	15 (5 pcs in kit)
1,6	92, 93, 94, 96	6760110	Pilot restriction Ø1.6 mm	15 (5 pcs in kit)
M16	90	-	Plug VST11/8EDCF	3
M16	90	-	Plug VST11/4EDCF	14
M16	90	6760773	Plug (O-ring), BSP 1/4"	1 [2]
		6760303	Intersection seal kit	5(7x), 6, 7, 8(2x), 9(2x)










**M17 manifold**

See Customer Specification				
Code	Pos	Part	Description	Remarks / Items
M17	90	6760910	DSH081C, Solenoid cartridge	8 [10, 11]
M17	90	-	SK08-2 (Seal kit DSH081C)	11
24	05	6760911	S8LJD024, Coil 24 VDC	9
M17	90	6760912	Check valve RB 0	12
M17	90	-	Plug VST11/8EDCF	6
M17	90	-	Plug VST11/4EDCF	7
		6760303	Intersection seal kit	1(7x), 2, 3, 4(2x), 5(2x)



See Customer Specification				
Code	Pos	Part	Description	Remarks / Items
A215	90	9120029263	Main relief valve, PLC182-280-20	8 [9] 
A215	90	6760193	O-ring kit (5 pcs in kit)	9(5x)
A215	90	6760727	AP02A22900N, Solenoid cartridge	10 [11, 12]
A215	90	393000K821	SK30006N-1, Seal kit AP02A22900N	12
24	05	6760726	CAP024D, Coil 24 VDC	13
A215	90	-	Plug VST11/8EDCF	5
A215	90	-	Plug VST11/4EDCF	6
A215	90	-	Plug VST13/8EDCF	7
		6760303	Intersection seal kit	1(7x), 2, 3, 4(2x)

Symbol	Description
	<p>For optimum function, the radial play between spool and spool bore must be correct. Spools are therefore colour-coded to identify sizes. We recommend that the whole valve/section is changed if the spool has to be replaced (valve housings cannot be purchased as spares, so if a new one is required a new valve or complete section should be ordered). If the spool has to be changed, it is extremely important that the new spool is the right size.</p> <p>If the spool is too large, it will not work properly even if it appears to function perfectly on assembly, and if the spool is too small, function will also be adversely affected. Spools that are classified by size are marked in the list with .</p> <p>The colour-marking of the spool may disappear after a time, so, unless otherwise stated, the housing is marked with a letter to indicate the respective colour as follows: <b>B</b> for Blue, <b>G</b> for Green, <b>R</b> for Red.</p>
	<p>Changing the settings, replacing the preset pressure relief valve or breaking the seal must only be done in accordance with the manufacturer's instructions. Other settings may seriously damage the machine and other assets, and may cause personal injury. Note that a value contained in the customer specification manual does not apply if the manufacturer changed the settings at installation. Always contact the manufacturer's service organisation before servicing items marked with .</p>







# Parker Worldwide

## Europe, Middle East, Africa

**AE – United Arab Emirates,**  
Dubai

Tel: +971 4 8127100  
parker.me@parker.com

**AT – Austria,** Wiener Neustadt

Tel: +43 (0)2622 23501-0  
parker.austria@parker.com

**AT – Eastern Europe,** Wiener  
Neustadt

Tel: +43 (0)2622 23501 900  
parker.easteurope@parker.com

**AZ – Azerbaijan,** Baku

Tel: +994 50 2233 458  
parker.azerbaijan@parker.com

**BE/LU – Belgium,** Nivelles

Tel: +32 (0)67 280 900  
parker.belgium@parker.com

**BY – Belarus,** Minsk

Tel: +375 17 209 9399  
parker.belarus@parker.com

**CH – Switzerland,** Etoy

Tel: +41 (0)21 821 87 00  
parker.switzerland@parker.com

**CZ – Czech Republic,** Klecany

Tel: +420 284 083 111  
parker.czechrepublic@parker.com

**DE – Germany,** Kaarst

Tel: +49 (0)2131 4016 0  
parker.germany@parker.com

**DK – Denmark,** Ballerup

Tel: +45 43 56 04 00  
parker.denmark@parker.com

**ES – Spain,** Madrid

Tel: +34 902 330 001  
parker.spain@parker.com

**FI – Finland,** Vantaa

Tel: +358 (0)20 753 2500  
parker.finland@parker.com

**FR – France,** Contamine s/Arve

Tel: +33 (0)4 50 25 80 25  
parker.france@parker.com

**GR – Greece,** Athens

Tel: +30 210 933 6450  
parker.greece@parker.com

**HU – Hungary,** Budapest

Tel: +36 1 220 4155  
parker.hungary@parker.com

**IE – Ireland,** Dublin

Tel: +353 (0)1 466 6370  
parker.ireland@parker.com

**IT – Italy,** Corsico (MI)

Tel: +39 02 45 19 21  
parker.italy@parker.com

**KZ – Kazakhstan,** Almaty

Tel: +7 7272 505 800  
parker.easteurope@parker.com

**NL – The Netherlands,** Oldenzaal

Tel: +31 (0)541 585 000  
parker.nl@parker.com

**NO – Norway,** Asker

Tel: +47 66 75 34 00  
parker.norway@parker.com

**PL – Poland,** Warsaw

Tel: +48 (0)22 573 24 00  
parker.poland@parker.com

**PT – Portugal,** Leca da Palmeira

Tel: +351 22 999 7360  
parker.portugal@parker.com

**RO – Romania,** Bucharest

Tel: +40 21 252 1382  
parker.romania@parker.com

**RU – Russia,** Moscow

Tel: +7 495 645-2156  
parker.russia@parker.com

**SE – Sweden,** Spånga

Tel: +46 (0)8 59 79 50 00  
parker.sweden@parker.com

**SK – Slovakia,** Banská Bystrica

Tel: +421 484 162 252  
parker.slovakia@parker.com

**SL – Slovenia,** Novo Mesto

Tel: +386 7 337 6650  
parker.slovenia@parker.com

**TR – Turkey,** Istanbul

Tel: +90 216 4997081  
parker.turkey@parker.com

**UA – Ukraine,** Kiev

Tel +380 44 494 2731  
parker.ukraine@parker.com

**UK – United Kingdom,** Warwick

Tel: +44 (0)1926 317 878  
parker.uk@parker.com

**ZA – South Africa,** Kempton Park

Tel: +27 (0)11 961 0700  
parker.southafrica@parker.com

## North America

**CA – Canada,** Milton, Ontario

Tel: +1 905 693 3000

**US – USA,** Cleveland

(industrial)  
Tel: +1 216 896 3000

**US – USA,** Elk Grove Village

(mobile)  
Tel: +1 847 258 6200

## Asia Pacific

**AU – Australia,** Castle Hill

Tel: +61 (0)2-9634 7777

**CN – China,** Shanghai

Tel: +86 21 2899 5000

**HK – Hong Kong**

Tel: +852 2428 8008

**IN – India,** Mumbai

Tel: +91 22 6513 7081-85

**JP – Japan,** Fujisawa

Tel: +81 (0)4 6635 3050

**KR – South Korea,** Seoul

Tel: +82 2 559 0400

**MY – Malaysia,** Shah Alam

Tel: +60 3 7849 0800

**NZ – New Zealand,** Mt Wellington

Tel: +64 9 574 1744

**SG – Singapore**

Tel: +65 6887 6300

**TH – Thailand,** Bangkok

Tel: +662 717 8140

**TW – Taiwan,** Taipei

Tel: +886 2 2298 8987

## South America

**AR – Argentina,** Buenos Aires

Tel: +54 3327 44 4129

**BR – Brazil,** Sao Jose dos

Campos  
Tel: +55 12 4009 3500

**CL – Chile,** Santiago

Tel: +56 2 623 1216

**MX – Mexico,** Apodaca

Tel: +52 81 8156 6000

**VE – Venezuela,** Caracas

Tel: +58 212 238 5422

© 2010 Parker Hannifin Corporation. All rights reserved.

### EMEA Product Information Centre

Free phone: 00 800 27 27 5374

(from AT, BE, CH, CZ, DE, DK, EE, ES, FI, FR, IE, IL,  
IS, IT, LU, MT, NL, NO, PL, PT, RU, SE, SK, UK, ZA)

### US Product Information Centre

Toll-free number: 1-800-27 27 537

www.parker.com



Your local authorized Parker distributor