



## Parker Legris :

LIQUIfit<sup>®</sup>, Verbindungssysteme für Getränke  
und Flüssigkeiten, -10°C bis +150°C



ENGINEERING YOUR SUCCESS.

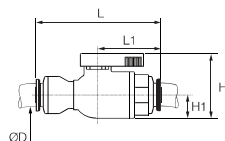
# Kugelhähne LIQUIfit®

**4020**

**2/2-Wege Kugelhahn**



Glasfaserverstärktes Polypropylen, EPDM



| ØD |                               | H    | H1 | L  | L1 | Kg    |
|----|-------------------------------|------|----|----|----|-------|
| 6  | <a href="#">4020 06 00WP2</a> | 36   | 13 | 57 | 27 | 0,019 |
| 8  | <a href="#">4020 08 00WP2</a> | 35   | 13 | 60 | 27 | 0,020 |
| 10 | <a href="#">4020 10 00WP2</a> | 36   | 13 | 70 | 33 | 0,023 |
| 12 | <a href="#">4020 12 00WP2</a> | 36,5 | 13 | 88 | 43 | 0,034 |

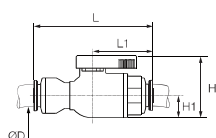
**4020**

**2/2-Wege Kugelhahn**



**Zöllig**

Glasfaserverstärktes Polypropylen, EPDM



| ØD  |                               | H  | H1 | L  | L1   | Kg    |
|-----|-------------------------------|----|----|----|------|-------|
| 1/4 | <a href="#">4020 56 00WP2</a> | 25 | 13 | 65 | 31   | 0,025 |
| 3/8 | <a href="#">4020 60 00WP2</a> | 36 | 13 | 68 | 30,5 | 0,034 |

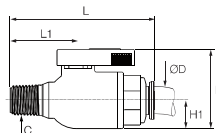
**4021**

**2/2-Wege Kugelhahn, Außengewinde NPTF**



**Zöllig**

Glasfaserverstärktes Polypropylen, EPDM



| ØD  | C       |                               | H  | H1 | L  | L1   | Kg    |
|-----|---------|-------------------------------|----|----|----|------|-------|
| 1/4 | NPTF1/4 | <a href="#">4021 56 14WP2</a> | 36 | 13 | 61 | 31   | 0,029 |
| 3/8 | NPTF3/8 | <a href="#">4021 60 18WP2</a> | 36 | 13 | 64 | 33,5 | 0,028 |

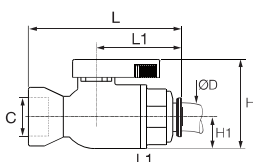
**4023**

**2/2-Wege Kugelhahn, Innengewinde NPTF**



**Zöllig**

Glasfaserverstärktes Polypropylen, EPDM



| ØD  | C       |                               | H  | H1 | L  | L1   | Kg    |
|-----|---------|-------------------------------|----|----|----|------|-------|
| 3/8 | NPTF3/8 | <a href="#">4023 60 18WP2</a> | 36 | 13 | 64 | 33,5 | 0,028 |

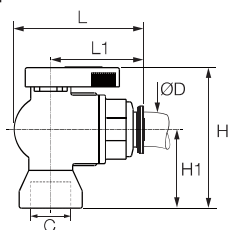
**4022**

**2/2-Wege Winkelkugelhahn, Innengewinde NPTF**



**Zöllig**

Glasfaserverstärktes Polypropylen, EPDM



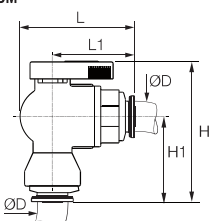
| ØD  | C       |                               | H  | H1 | L  | L1 | Kg    |
|-----|---------|-------------------------------|----|----|----|----|-------|
| 1/4 | NPTF1/4 | <a href="#">4022 56 14WP2</a> | 52 | 29 | 44 | 31 | 0,026 |

**4024**

**2/2-Wege Winkelkugelhahn**



Glasfaserverstärktes Polypropylen, EPDM



| ØD |                               | H  | H1 | L  | L1   | Kg    |
|----|-------------------------------|----|----|----|------|-------|
| 6  | <a href="#">4024 06 00WP2</a> | 54 | 31 | 41 | 27   | 0,020 |
| 8  | <a href="#">4024 08 00WP2</a> | 56 | 33 | 41 | 27,5 | 0,020 |
| 10 | <a href="#">4024 10 00WP2</a> | 61 | 38 | 47 | 33   | 0,024 |
| 12 | <a href="#">4024 12 00WP2</a> | 63 | 40 | 57 | 43   | 0,031 |