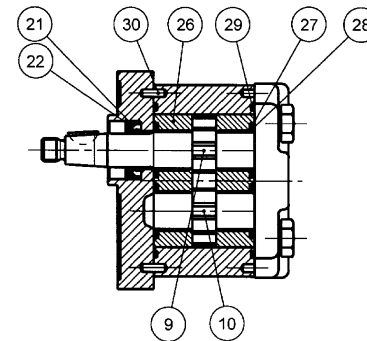
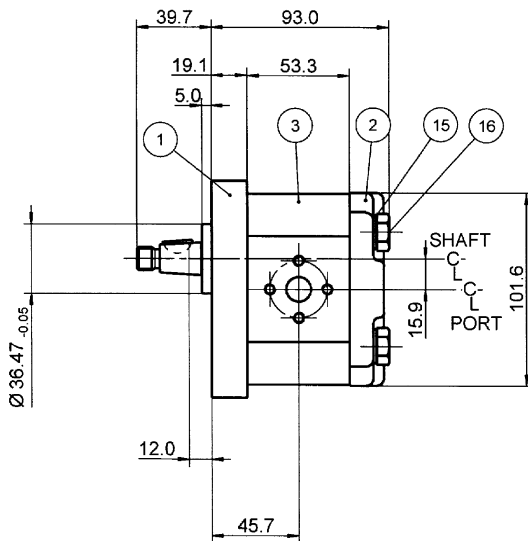
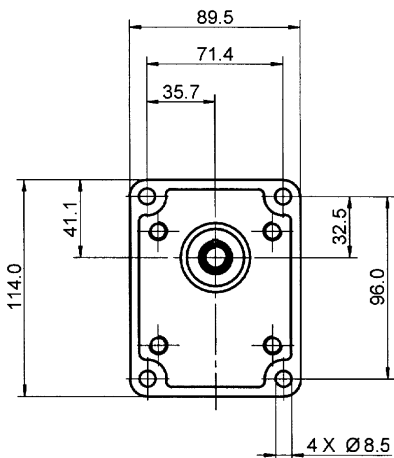
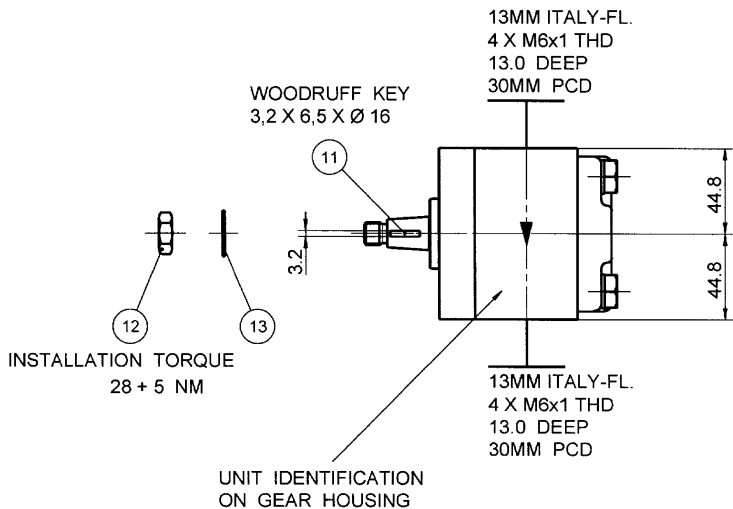
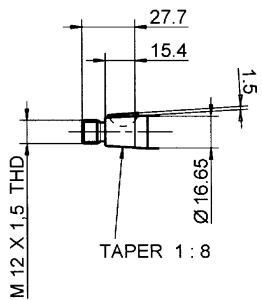


PUMP DATA	
DISPLACEMENT	8,0 ccm
MAX.CONT.PRESSURE	250 bar
SPEED RATE	500 TO 2500 min ⁻¹
MAX. INPUT SHAFT TORQUE	198 NM
ROTATION	CLOCKWISE



NOTE

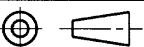
1 FOR ASSEMBLY INSTRUCTIONS SEE DWG. NO. "511-B1"
"PGP511 PUMP ASSEMBLY INSTRUCTIONS".

ITEM	PART NO	REQ'D	ITEM	PART NO	REQ'D
28	8611-015-000	2	SEAL. BK-UP	36	
27	8611-016-00R	2	SEAL. CHAN.	35	
26	8898-207-00U	2	THRBLK/BSHG	34	
25				33	
24				32	
23				31	
22	9211-323-00B	1	RING, SNAP	30	391 2080 078 2
21	8301-019-00K	1	SEAL. LIP	29	9313-145-00B 2

BOM. COMPONENT

ITEM	PART NO	REQ'D	DESCRIPTION
20	SEE ABOVE	1	BOM. COMPONENT
19			
18			
17			
16	391 1401 855	4	SCREW (83 MM)
15	391 3782 231	4	WASHER
14			
13	391 3782 307	1	WASHER
12	391 1451 168	1	NUT
11	391 1781 112	1	KEY
10	334 2708 000	1	DRIVEN GEAR
9	334 1808 601	1	DRIVE GEAR
8			
7			
6			
5			
4			
3	334 8108 908	1	HOUSING. GEAR
2	332 3000 100	1	HOUSING. PEC
1	334 5041 202	1	HOUSING. SEC

THIRD ANGLE PROJECTION



EXP NO.

FIRST USED

01 - 06 - 906

334 9111 091

DWG. REDRAWN

SYM. REVISIONS

THIS DOCUMENT CONTAINS INFORMATION THAT IS CONFIDENTIAL AND PROPRIETARY TO PARKER HANNIFIN CORPORATION ("PARKER"). THIS DOCUMENT IS FURNISHED ON THE UNDERSTANDING THAT THE DOCUMENT AND INFORMATION WILL BE NOT COPIED OR DISCLOSED TO OTHERS OR USED FOR ANY PURPOSE OTHER THAN CONDUCTING BUSINESS WITH PARKER, AND WILL BE RETURNED AND ALL FURTHER USE DISCONTINUED UPON REQUEST BY PARKER. ALL RIGHTS RESERVED.

PGP511A0080CS2D3NL1L1B1B1

MATERIAL


ADM CTR P

REV DTE 26JUN03

H.E.-STD:

WT

DIMENSIONS ARE MM



DR BY DATE CH BY DATE SCALE
PG 11JUN01 WS 11JUN01 1/2

334 9111 091

© 2003 Parker-Hannifin Corporation