



Overview

Description

Magnet wire wound on a molded 30% glass filled bobbin and encapsulated with 30% glass filled polyester resin. Overmolded coil is framed in steel.

Ratings

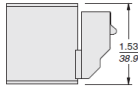
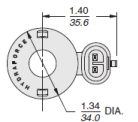
Properties

Magnet wire	U.S. class H 180 °C (356 °F) minimum rating
Mating connector	DT06-2S-P012 - Note: DEUTSCH DT04-2P DELPHI/PACKARD number 12052641 - Note: METRI-PACK 150-2M
Coil metal frame	Plated for 1,000 hours of salt spray per ASTM B117-09 before corrosion (red rust)

Electrical Parameters

Coil resistance at 20 °C (68 °F)	5.4 ohm ±8% - Note: 12 V coil 21.7 ohm ±5% - Note: 24 V coil
Initial current draw	2.2 A - Note: 12 V coil 1.1 A - Note: 24 V coil
Coil initial power consumption	26.4 W - Note: At maximum control current, 12/24 V coil

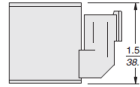
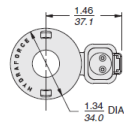
Dimensions



INCH
MILLIMETRE

EY

IP69K Rated 08-Size Coil
Thermal Shock Dunk Test Rated Coil
Metri-Pack® 150 Connector



ER

IP69K Rated 08-Size Coil
Thermal Shock Dunk Test Rated Coil
Deutsch DT04-2P Connector

Coil Part Numbers

Model code	Part no.	Voltage	Connector	IP rating	Diode
12EY	4304812	12	Metri-Pack 150 2M	IP69K	
12ER	4304712	12	Deutsch DT04-2P	IP69K	
24ER	4304724	24	Deutsch DT04-2P	IP69K	