

Order chart - Viking Xtreme Normal Operating Pressure / Temperature











P	2	L	A	X	5	1	1	E	S	N	D	D	B	4	9
----------	----------	----------	----------	----------	----------	----------	----------	----------	----------	----------	----------	----------	----------	----------	----------

Valve family	Port thread
P2L Viking inline valve	11 G1/8
	12 G1/4
	13 G3/8
	14 G1/2
	91 1/8 NPT
	92 1/4 NPT
	93 3/8 NPT
	94 1/2 NPT
	1N* Namur G1/4
	9N* Namur 1/4 NPT

* Namur version not available in 3/2 function

Solenoid pilot type	Solenoid exhaust
N 10 bar / -10°C to 50°C	D Vented
L** 10 bar / -10°C to 50°C	N Captured/tapped M5
	X 15mm solenoid vented

Size	Version
A 1/8	X Xtreme duty spool
B 1/4	
C 3/8	
D 1/2	

Valve type function		
Solenoid operated with internal supply to solenoid		
3		3/2 valve
5		5/2 valve
6		5/3 valve closed centre position
7		5/3 valve pressurised centre
8		5/3 valve vented centre
Solenoid operated with external pilot supply to solenoids through ports 10 & 12 for 3/2 version and through ports 12 & 14 for 5/2 & 5/3 version		
L		3/2 valve
N		5/2 valve
P		5/3 valve closed centre position
Q		5/3 valve pressurised centre
R		5/3 valve vented centre

Overrides	Voltage²
A* None	AC DC
B* Flush - non locking	60Hz 50Hz
C Flush - locking	40 12
D¹ Extended non-locking	42 24 22
E* Extended - locking	45 12
X Less 15mm solenoid	47* 12
	48* 24
	49 24
	53 120 110
	57 240 230
	XX valve less solenoid/coil

* Only available with enclosure 5
¹ 22mm solenoid option

² Shaded part numbers are available from stock
Unshaded part numbers are available on request but will be subject to minimum order quantities
Otherwise order coil/solenoid and valve separately.





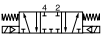

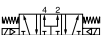
Pilot main actuator / Return	Solenoid enclosure / Lead length
E Solenoid operated valve	5 15mm, 3 pin Form C/ISO15217 in line with body
S Spring (return only)	B 22mm 3-pin Industrial Form B with coil
P Press (return only)	N 22mm solenoid pilot less coil
	X Valve less 15mm solenoid
	L** Low power 22mm solenoid (only available with 24V DC)

Shaded part numbers are standard

Solenoid operated directional control valves fitted with 15mm solenoid(s) 24V DC

Solenoid plug/connector to ordered separately.

Internal supply to solenoid valve(s) via port 1. Max operating pressure 10 bar, temp range -10°C to +50°C

Symbol	Size	Actuation	Return	Min Operating Pressure (bar)	Changeover time (ms) at 6 bar @20°C actua./return	Weight Kg	Order code
3/2 valves, internal air, standard temperature							
	G1/8	Electric signal	Electric signal	1,5	10/10	0,42	P2LAX311EENXB549
	G1/4			1,5	10/12	0,42	P2LBX312EENXB549
	G3/8			1,5	17/17	0,53	P2LCX313EENXB549
	G1/2			1,5	17/17	0,53	P2LDX314EENXB549
	G1/8	Electric signal	Spring	3,2	18/40	0,38	P2LAX311ESNXB549
	G1/4			3,5	18/45	0,38	P2LBX312ESNXB549
	G3/8			3,5	25/75	0,50	P2LCX313ESNXB549
	G1/2			3,5	25/75	0,50	P2LDX314ESNXB549
5/2 valves, internal air, standard temperature							
	G1/8	Electric signal	Electric signal	1,5	10/10	0,27	P2LAX511EENXB549
	G1/4			1,5	12/12	0,42	P2LBX512EENXB549
	G3/8			1,5	17/17	0,53	P2LCX513EENXB549
	G1/2			1,5	17/17	0,53	P2LDX514EENXB549
	G1/8	Electric signal	Spring	3,2	15/35	0,22	P2LAX511ESNXB549
	G1/4			3,5	18/45	0,38	P2LBX512ESNXB549
	G3/8			3,5	25/75	0,50	P2LCX513ESNXB549
	G1/2			3,5	25/75	0,50	P2LDX514ESNXB549
5/3 valves, internal air, standard temperature							
	G1/8	Electric signal	Electric signal	3,5	18/40	0,28	P2LAX611EENXB549
	G1/4	Closed centre	Self	3,5	22/55	0,44	P2LBX612EENXB549
	G3/8	position	centring	3,5	30/90	0,55	P2LCX613EENXB549
	G1/2			3,5	30/95	0,55	P2LDX614EENXB549
	G1/8	Electric signal	Electric signal	3,5	18/40	0,28	P2LAX811EENXB549
	G1/4	Vented centre	Self	3,5	22/55	0,44	P2LBX812EENXB549
	G3/8	position	centring	3,5	30/90	0,55	P2LCX813EENXB549
	G1/2			3,5	30/95	0,55	P2LDX814EENXB549
	G1/8	Electric signal	Electric signal	3,5	18/40	0,28	P2LAX711EENXB549
	G1/4	Pressurised	Self	3,5	22/55	0,44	P2LBX712EENXB549
	G3/8	centre	centring	3,5	30/90	0,55	P2LCX713EENXB549
	G1/2	position		3,5	30/95	0,55	P2LDX714EENXB549