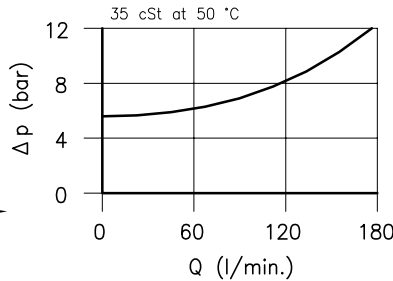
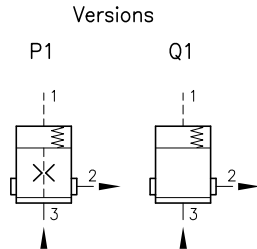


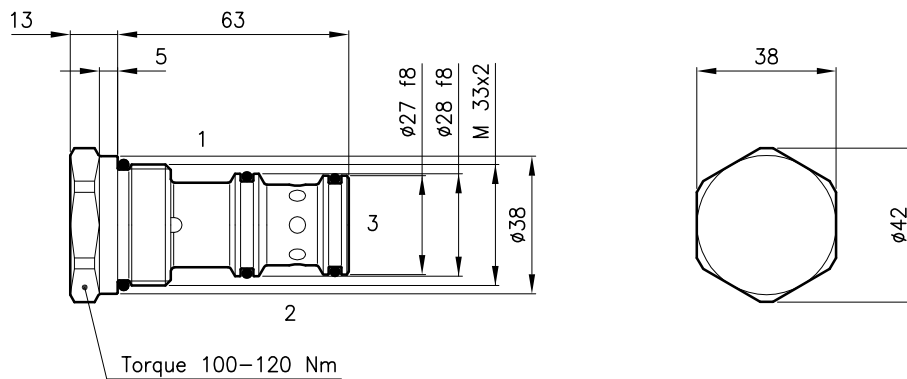
Technical features

Logic valves ELP 50/P1 series, with internal orifice, are used for pressure control, as sequence or by-pass valves. The Q1 version without internal orifice, if combined with a needle valve, is a flow compensator which unloads the excess flow in tank.



Cavity (For dimensions see catalogue 17.000)	S 50/3
Nominal flow (l/min.)	160
Max. pressure (bar)	350
Ratio between areas A1/A3	1:1
Cracking pressure (bar)	6
Fluid viscosity range (cSt)	2.8 - 380
Fluid temperature range (°C)	-20 +80
Orifice diameter (P1 version) (mm)	0.75
Mass (kg)	0.260
Hydraulic fluid; mineral oil HM and HV	ISO 6074
Recommended filtration; 19/15 ISO 4466 (25 μ absolutes)	
Standard seals in Polyurethane and Buna N	

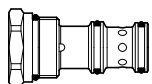
Dimensions



Ordering informations

ELP 50/P1

ELP 50 = Valve type



Version

P1 = pressure control

Q1 = flow compensator

Codes:

ELP 50/P1 56 011 102

ELP 50/Q1 56 011 101

External seals kit 90 620 107

ELP 50 valves can be assembled on standard bodies 50-C3 valves; for dimensions see catalogue 16.010