

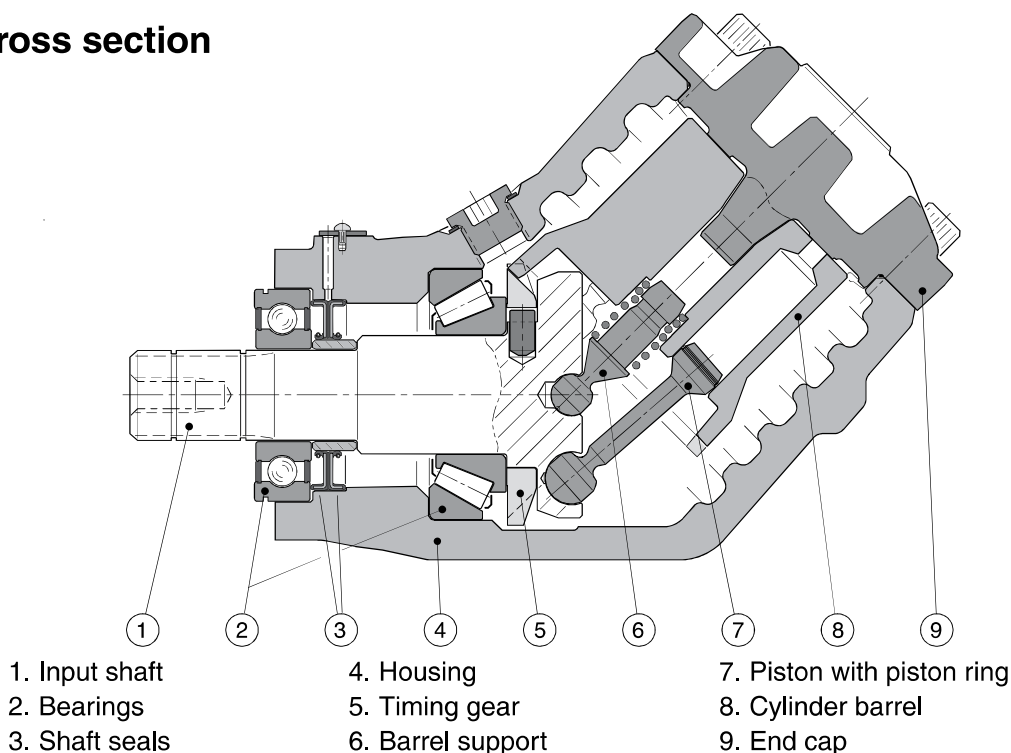
F1-25 to -101, ISO Specifications

Frame size F1-	25	41	51	61	81	101
Displacement [cm ³ /rev]	25.6	40.9	51.1	59.5	81.6	102.9
Max flow ¹⁾ [l/min]						
at 350 bar	67	98	112	131	163 ³⁾	185 ³⁾
at 400 bar	56	86	97	113	143	160
Max operating pressure [bar]						
continuous	350	350	350	350	350	350
intermittent	400	400	400	400	400	400
Shaft speed [rpm]						
- short circuited pump (low press.)	2700	2700	2700	2700	2300	2300
- max speed at 350 bar ²⁾	2600	2400	2200	2200	2000 ³⁾	1800 ³⁾
at 400 bar ²⁾	2200	2100	1900	1900	1750	1550 ³⁾
Torque ¹⁾ [Nm]						
at 350 bar	142	227	284	331	453	572
at 400 bar	163	260	324	378	518	653
Input power [kW]						
- continuous	31	46	52	61	76	86
- intermittent ⁴⁾	39	57	66	76	95	108
Weight [kg]	8.5	8.5	8.5	8.5	12.5	12.5

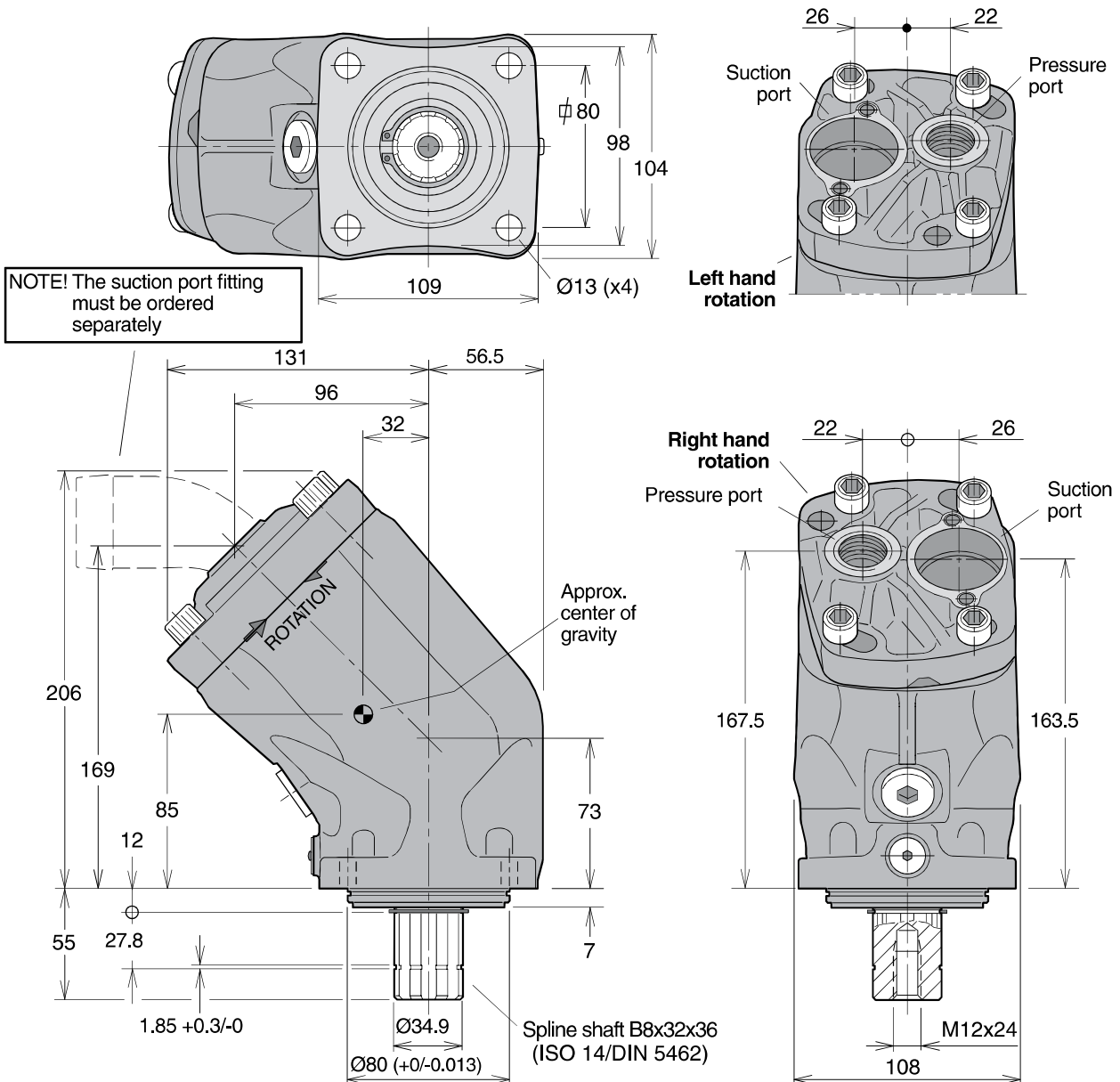
- 1) Theoretical values
- 2) Valid at an inlet pressure of 1.0 bar (abs.) when operating on mineral oil at a viscosity of 30 mm²/s (cSt).
- 3) Valid with 2 1/2" inlet (suction) line.
 With 2" suction line: F1-81 – max 1400 rpm (Q≈120 l/min);
 F1-101 – max 1000 rpm (Q≈120 l/min).
- 4) Max 6 seconds in any one minute.

NOTE: For noise level information, contact Parker Hannifin

Pump cross section



F1-25, -41, -51 and -61



Ordering code

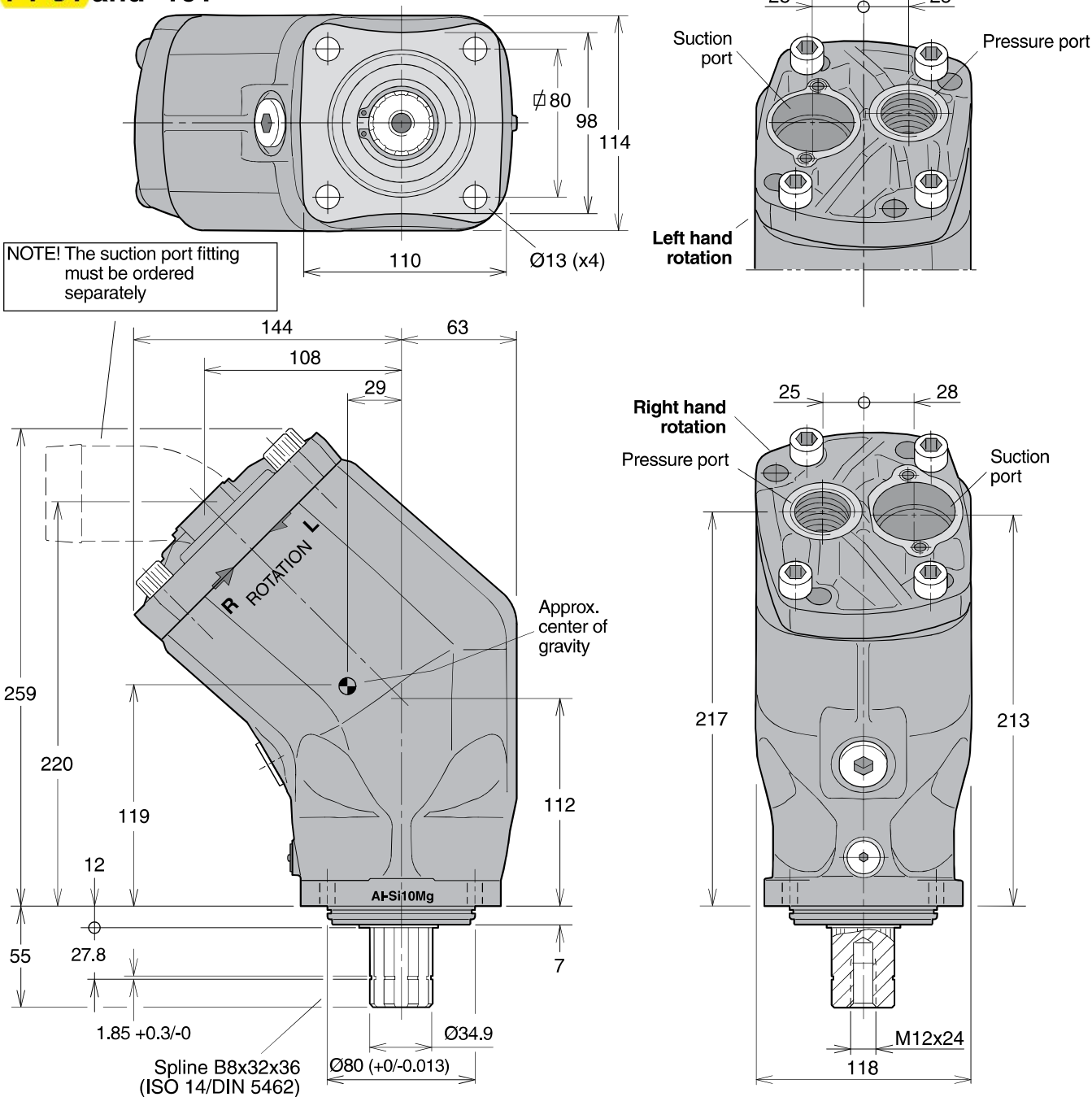
Example: **F1- 81 - R**
 F1 frame size
25, 41, 51, 61, 81 or 101
 Shaft rotation
R Right hand
 L Left hand

Standard versions

Designation	Ordering no.
F1-25-R	378 1024
F1-25-L	378 1025
F1-41-R	378 1040
F1-41-L	378 1041
F1-51-R	378 1050
F1-51-L	378 1051
F1-61-R	378 1060
F1-61-L	378 1061

NOTE: The pump **does not** include a suction fitting; it must be ordered separately. See chapter 11.

F1-81 and -101



4

Port size

F1 frame size	Pressure port ¹⁾
-25	3/4"
-41	3/4"
-51	3/4"
-61	3/4"
-81	1"
-101	1"

1) BSP thread (fitting not included)

Standard versions

Designation	Ordering no.
F1-81-R	378 1080
F1-81-L	378 1081
F1-101-R	378 1100
F1-101-L	378 1101

NOTE: The pump **does not** include a suction fitting; it must be ordered separately. See chapter 11.