
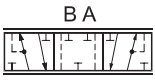
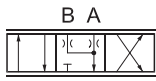

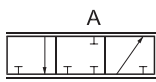
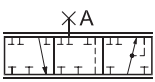
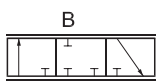
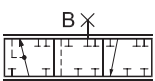


HAUPTSCHIEBER ZUR DURCHFLUSSSTEUERUNG – FC

Artikel-Nummer 157B ...																		
PVB mit LS _{A/B} -Wechselventil Schiebertyp und Nennölstrom druckkompensiert l/min							ISO-Symbol		Symbol		PVB ohne LS _{A/B} -Wechselventil Schiebertyp und Nennölstrom druckkompensiert l/min							
F	E	D	C	B	A	AA					AA	A	B	C	D	E	F	
130	100	65	40	25	10	5					5	10	25	40	65	100	130	
7026	7024	7023	7022	7021	7020	7025					7005	7000	7001	7002	7003	7004	7006	
							157-02.10	157-26.10										
							4/3 Wegeventil		Neutralstellung geschlossen									
7126	7124	7123	7122	7121	7120	7125					7105	7100	7101	7102	7103	7104	7106	
							157-03.10	157-27.10										
							4/3 Wegeventil,		Neutralstellung offen.(gedrosselt)									
—	—	—	—	—	—	—					—	7200	7201	7202	7203	7204	—	
							157-04.10	157-28.10										
							3/3 Wegeventil		Neutralstellung geschlossen, P → A									
—	—	—	—	—	—	—					—	—	7301	7302	7303	7304	—	
							157-05.10	157-29.10										
							3/3 Wegeventil		Neutralstellung geschlossen, P → B									