

Technical Information

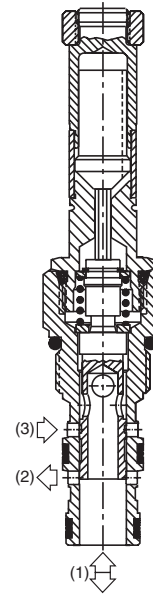
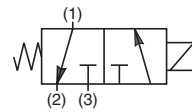
CV Check Valves
SH Shuttle Valves
LM Load/Motor Controls
FC Flow Controls
PC Pressure Controls
LE Logic Elements
DC Directional Controls
MV Manual Valves
SV Solenoid Valves
PV Proportional Valves
CE Coils & Electronics
BC Bodies & Cavities
TD Technical Data

General Description

3-Way, 2 Position Spool Valve. Bottom Cylinder Port. For additional information see Technical Tips on pages SV1-SV6.

Features

- High flow capacity
- One piece cartridge housing ensures internal concentricity
- Coil: Waterproof, hermetically sealed, requires no O'Rings; Symmetrical coil can be reversed without affecting performance.
- All external parts zinc plated

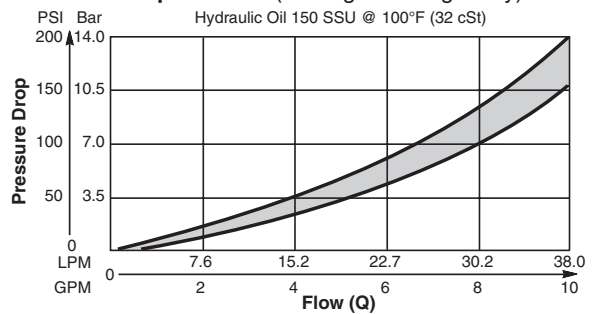


Specifications

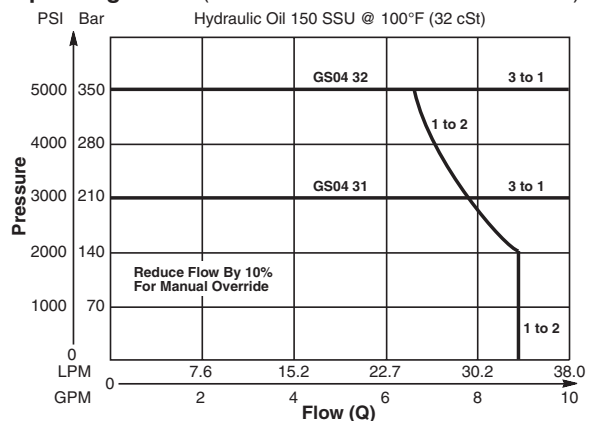
Rated Flow (At 70 PSI ΔP)	31	30 LPM (8 GPM)
	32	24 LPM (6.5 GPM)
Maximum Inlet Pressure	31	210 Bar (3000 PSI)
	32	350 Bar (5000 PSI)
Leakage at 150 SSU (32 cSt)	82 cc/min @ 210 Bar (3000 PSI)	
Minimum Operating Voltage	85% of rated voltage at 20°C (72°F).	
Cartridge Material	All parts steel. All operating parts hardened steel.	
Operating Temp. Range/Seals	-40°C to +93.3°C (Nitrile) (-40°F to +200°F) -31.7°C to +121.1°C (Fluorocarbon) (-25°F to +250°F)	
Fluid Compatibility/Viscosity	Mineral-based or synthetic with lubricating properties at viscosities of 45 to 2000 SSU (6 to 420 cSt)	
Filtration	ISO Code 16/13, SAE Class 4 or better	
Approx. Weight	.32 kg (.71 lbs.)	
Cavity	C10-3 (See BC Section for more details)	

Performance Curves

Pressure Drop vs. Flow (Through cartridge only)

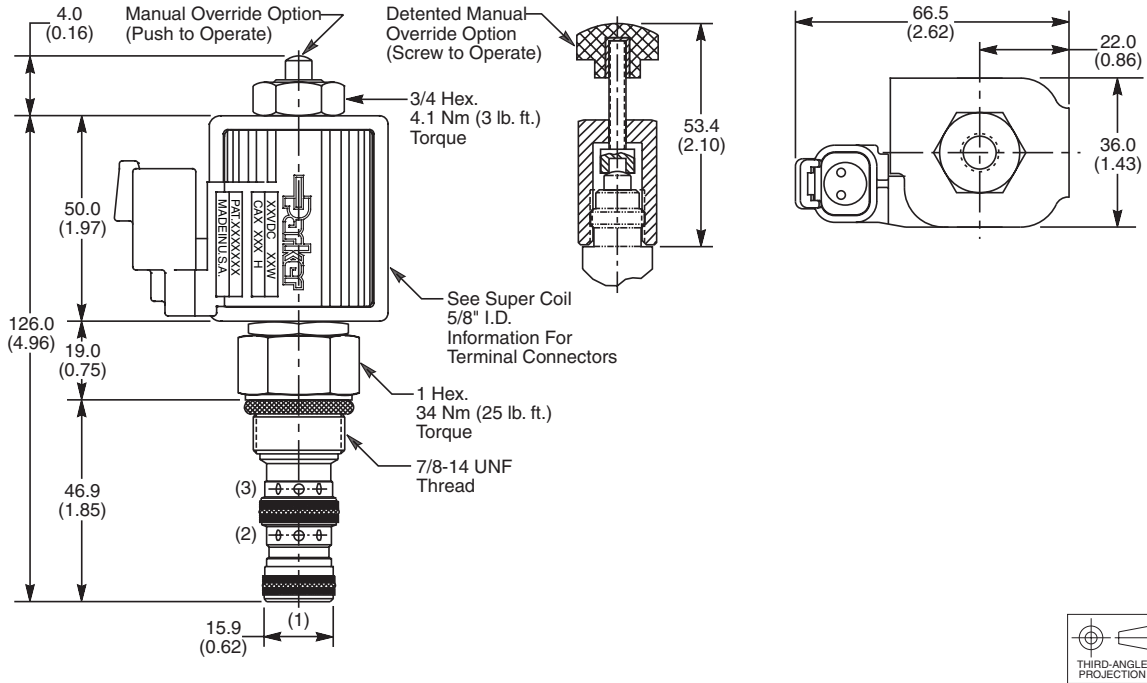


Operating Limits (Measured at 75% of Nominal Current)



Technical Information

Dimensions Millimeters (Inches)



Ordering Information



Code	Style
31	High Flow ('SP' Coil)
32	High Pressure ('SP' Coil)

Code	Override Options
0	None
1	Manual Override
2	Detented Part No. 900690

Code	Screen
0	None

Code	Seals / Kit No.
N	Nitrile / Buna-N (Std.) (SK30505N-1)
V	Fluorocarbon / (SK30505V-1)

Code	Coil Type
Omit	Without Coil
SP	Super Coil - 28 Watts

Code	Coil Voltage
Omit	Without Coil
D012	12 VDC
D024	24 VDC
A120	120 VAC, 60/50 Hz
A240	240 VAC, 60/50 Hz

Code	Coil Termination
Omit	Without Coil
C	Conduit With Leads
D	DIN Plug Face
A	Amp Jr. Timer*
S	Dual Spade*
W	Dual Screw*
L	Dual Lead Wire*
H	Molded Deutsch*

See Super Coil 5/8" I.D.
*DC Only

Code	Body Material
Omit	Steel
A	Aluminum

Code	Port Size	Body Part No.
Omit	Cartridge Only	
6T	SAE-6	(B10-3-*6T)
8T	SAE-8	(B10-3-*8T)
6B	3/8" BSPG	(B10-3-6B)†
8B	1/2" BSPG	(B10-3-*8B)

* Add "A" for aluminum, omit for steel.
† Steel bodies only.

- CV Check Valves
- SH Shuttle Valves
- LM Load/Motor Controls
- FC Flow Controls
- PC Pressure Controls
- LE Logic Elements
- DC Directional Controls
- MV Manual Valves
- SV Solenoid Valves**
- PV Proportional Valves
- CE Coils & Electronics
- BC Bodies & Cavities
- TD Technical Data

