

TG

Series









XXXX

Displacement
 Schluckvolumen
 Cylindrée
 Desplazamiento

Code	cm ³ /tr cm ³ /giro cm ³ /U in ³ /rev
0140	141 / 8.6
0170	169 / 10.3
0195	195 / 11.9
0240	238 / 14.5
0280	280 / 17.1
0310	310 / 18.9
0335	337 / 20.6
0405	405 / 24.7
0475	477 / 29.1
0530	528 / 32.3
0625	623 / 38.0
0785	786 / 48.0
0960	959 / 58.5

X


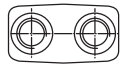

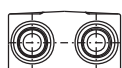
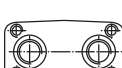

Mounting
 Gehäuse
 Carter
 Montaje

Code	Mounting
A	SAE "A" 2 Bolt 
B	SAE "B" 2 Bolt 
L	Wheel, Front Brake 
M	Magneto 
U	Wheel, Standard 
W*	Wheel, Optional 
D*	Large Wheel Mount 
V*	SAE "A" 4 Bolt 

*Requires rear porting

X

















































Ports
 Anschluß
 Plan de raccordement
 Lumbreras

Code	Ports
A	7/8-14 SAE O-Ring; Rear Axial 
B	7/8-14 SAE O-Ring; Rear Radial 
E	Manifold; Rear Radial 
H	ISO 6149 M22 x 1.5 
M*	5/16-18 UNC Manifold 
S	7/8-14 SAE 

*Not available on L, U or W mounting.

* Requires rear porting.
 Nur Endanschluss möglich
 Exige des orifices en arriere
 Necesita lumbreira posterior

* Abtriebswelle	Ø25mm	Max.Moment cont./int.	} 450/550 Nm
Coupling shaft	Ø1 inch	Max. torque cont./int.	
Arbre	6B SAE	Couple maxi cont./int.	
Eje de acople		Coppia max cont./int.	

XX	0	XXXX																																																																										
Shaft Welle Arbre Eje	Rotation Drehrichtung Direction de rotation Rotacion	Options Opciones																																																																										
<table border="1" style="width: 100%; border-collapse: collapse;"> <thead> <tr> <th style="width: 15%;">Code</th> <th>Shaft</th> </tr> </thead> <tbody> <tr> <td>01*</td> <td>1" 6B Spline </td> </tr> <tr> <td>02*</td> <td>1" Keyed </td> </tr> <tr> <td>03</td> <td>1 1/4" Keyed </td> </tr> <tr> <td>04</td> <td>10B Spline </td> </tr> <tr> <td>05</td> <td>1 1/4" 14 Tooth Spline </td> </tr> <tr> <td>06</td> <td>19 Tooth Spline </td> </tr> <tr> <td>07</td> <td>15 Tooth Spline </td> </tr> <tr> <td>08</td> <td>1 1/4" Tapered </td> </tr> <tr> <td>19</td> <td>1 3/8" J501 Taper </td> </tr> <tr> <td>20</td> <td>1 3/8" Keyed </td> </tr> <tr> <td>46</td> <td>32 mm Keyed </td> </tr> <tr> <td>62*</td> <td>1 1/4" 14 Tooth Spline SAE </td> </tr> </tbody> </table>	Code	Shaft	01*	1" 6B Spline 	02*	1" Keyed 	03	1 1/4" Keyed 	04	10B Spline 	05	1 1/4" 14 Tooth Spline 	06	19 Tooth Spline 	07	15 Tooth Spline 	08	1 1/4" Tapered 	19	1 3/8" J501 Taper 	20	1 3/8" Keyed 	46	32 mm Keyed 	62*	1 1/4" 14 Tooth Spline SAE 	<table border="1" style="width: 100%; border-collapse: collapse;"> <thead> <tr> <th style="width: 15%;">Code</th> <th>Rotation</th> </tr> </thead> <tbody> <tr> <td>0</td> <td>Standard </td> </tr> <tr> <td>1</td> <td>Reverse Timed Manifold </td> </tr> </tbody> </table> <table border="1" style="width: 100%; border-collapse: collapse;"> <thead> <tr> <th style="width: 15%;">Code</th> <th>Rear Rotation</th> </tr> </thead> <tbody> <tr> <td>0</td> <td>Standard </td> </tr> <tr> <td>1</td> <td>Reverse Timed Manifold </td> </tr> </tbody> </table> <p style="text-align: center;">Rotation viewed from shaft end.</p>	Code	Rotation	0	Standard 	1	Reverse Timed Manifold 	Code	Rear Rotation	0	Standard 	1	Reverse Timed Manifold 	<table border="1" style="width: 100%; border-collapse: collapse;"> <thead> <tr> <th style="width: 15%;">Code</th> <th>Options</th> </tr> </thead> <tbody> <tr> <td>AAAA</td> <td>Black Paint</td> </tr> <tr> <td>AAAB</td> <td>No Paint</td> </tr> <tr> <td>AAAC</td> <td>Double Paint</td> </tr> <tr> <td>AAAF***</td> <td>Castle Nut, Black Paint</td> </tr> <tr> <td>AABP***</td> <td>Castle Nut, No Paint</td> </tr> <tr> <td>AAAG</td> <td>Fluorocarbon Seals, Black Paint</td> </tr> <tr> <td>AAAH</td> <td>Fluorocarbon Seals, No Paint</td> </tr> <tr> <td>AAAJ</td> <td>High Temperature Commutator Seal, Black Paint</td> </tr> <tr> <td>AAFG</td> <td>High Temperature Commutator Seal, No Paint</td> </tr> <tr> <td>AAAT*</td> <td>Bidirectional Shuttle (11:00**), Black Paint</td> </tr> <tr> <td>AAFX*</td> <td>Bidirectional Shuttle (11:00**), No Paint</td> </tr> <tr> <td>AAAU*</td> <td>Bidirectional Shuttle (11:00**), Castle Nut, Black Paint</td> </tr> <tr> <td>AAGF*</td> <td>Bidirectional Shuttle (11:00**), Castle Nut, No Paint</td> </tr> <tr> <td>AABJ****</td> <td>Free Running Rotorset, Black Paint</td> </tr> <tr> <td>AABK****</td> <td>Free Running Rotorset, No Paint</td> </tr> <tr> <td>AABL****</td> <td>Free Running Rotorset, No Commutator Seal, Black Paint</td> </tr> <tr> <td>AABM****</td> <td>Free Running Rotorset, No Commutator Seal, No Paint</td> </tr> </tbody> </table> <p>* Not available with A, B or E porting ** Shuttle port position as viewed from shaft end of motor *** Available only with shaft codes 08 & 19 **** Not available on 0625, 0785 or 0960 displacement codes</p>	Code	Options	AAAA	Black Paint	AAAB	No Paint	AAAC	Double Paint	AAAF***	Castle Nut, Black Paint	AABP***	Castle Nut, No Paint	AAAG	Fluorocarbon Seals, Black Paint	AAAH	Fluorocarbon Seals, No Paint	AAAJ	High Temperature Commutator Seal, Black Paint	AAFG	High Temperature Commutator Seal, No Paint	AAAT*	Bidirectional Shuttle (11:00**), Black Paint	AAFX*	Bidirectional Shuttle (11:00**), No Paint	AAAU*	Bidirectional Shuttle (11:00**), Castle Nut, Black Paint	AAGF*	Bidirectional Shuttle (11:00**), Castle Nut, No Paint	AABJ****	Free Running Rotorset, Black Paint	AABK****	Free Running Rotorset, No Paint	AABL****	Free Running Rotorset, No Commutator Seal, Black Paint	AABM****	Free Running Rotorset, No Commutator Seal, No Paint
Code	Shaft																																																																											
01*	1" 6B Spline 																																																																											
02*	1" Keyed 																																																																											
03	1 1/4" Keyed 																																																																											
04	10B Spline 																																																																											
05	1 1/4" 14 Tooth Spline 																																																																											
06	19 Tooth Spline 																																																																											
07	15 Tooth Spline 																																																																											
08	1 1/4" Tapered 																																																																											
19	1 3/8" J501 Taper 																																																																											
20	1 3/8" Keyed 																																																																											
46	32 mm Keyed 																																																																											
62*	1 1/4" 14 Tooth Spline SAE 																																																																											
Code	Rotation																																																																											
0	Standard 																																																																											
1	Reverse Timed Manifold 																																																																											
Code	Rear Rotation																																																																											
0	Standard 																																																																											
1	Reverse Timed Manifold 																																																																											
Code	Options																																																																											
AAAA	Black Paint																																																																											
AAAB	No Paint																																																																											
AAAC	Double Paint																																																																											
AAAF***	Castle Nut, Black Paint																																																																											
AABP***	Castle Nut, No Paint																																																																											
AAAG	Fluorocarbon Seals, Black Paint																																																																											
AAAH	Fluorocarbon Seals, No Paint																																																																											
AAAJ	High Temperature Commutator Seal, Black Paint																																																																											
AAFG	High Temperature Commutator Seal, No Paint																																																																											
AAAT*	Bidirectional Shuttle (11:00**), Black Paint																																																																											
AAFX*	Bidirectional Shuttle (11:00**), No Paint																																																																											
AAAU*	Bidirectional Shuttle (11:00**), Castle Nut, Black Paint																																																																											
AAGF*	Bidirectional Shuttle (11:00**), Castle Nut, No Paint																																																																											
AABJ****	Free Running Rotorset, Black Paint																																																																											
AABK****	Free Running Rotorset, No Paint																																																																											
AABL****	Free Running Rotorset, No Commutator Seal, Black Paint																																																																											
AABM****	Free Running Rotorset, No Commutator Seal, No Paint																																																																											

* Conforms to SAE recommended length

For other available options, see pages 261–262.

TG 0195

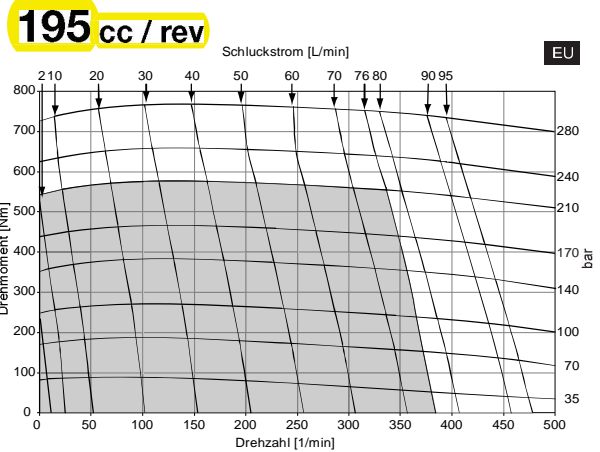
11.9 cu in / rev

PRESSURE (PSID)

	500	1000	1500	2000	2500	3000	3500	4000
.5	733 7	1503 3						
1	761 16	1546 13	2326 8	3104 3				
2	799 35	1638 32	2465 27	3270 21	4046 16	4813 11	5589 7	6375 6
3	794 55	1639 50	2476 45	3303 39	4132 34	4970 28	5792 23	6595 19
4	794 74	1654 69	2509 64	3356 58	4196 52	5023 46	5830 40	6635 35
5	783 93	1653 88	2517 83	3375 76	4224 70	5065 64	5895 58	6710 52
7	762 131	1637 126	2514 120	3384 113	4245 106	5098 99	5940 92	6772 86
9	731 170	1616 164	2499 157	3373 150	4239 142	5093 135	5936 127	6774 120
12	677 228	1562 221	2455 213	3343 205	4217 196	5081 188	5934 179	6776 172
15	613 285	1498 278	2389 269	3283 260	4169 251	5040 242	5907 232	6765 233
20	448 381	1350 373	2245 363	3141 353	4031 342	4919 331	5798 321	6663 310
25	334 477	1158 468	2044 457	2941 445	3837 433	4729 421	5612 409	6500 397

Flow (GPM)

TORQUE (LB IN) 5612
SPEED (RPM) 409



Cont.

Int.

Intermittent operation rating applies to 10% of every minute.

Fonctionnement interm. 10% max. de chaque minute d'utilisation.

Performance data based on testing using 10W40 oil with a viscosity of 200 SUS at 54° C (130° F). Performance data is typical. Actual data may vary slightly from one production motor to another.

Les donnees sur les performances sont basees sur des tests utilisant de l'huile 10W40 d'une viscosite de 200 SUS a 54°C (130°F). Ces donnees correspondent a des situations typiques. Les donnees reelles peuvent varier legerement d'un moteur de production a l'autre.

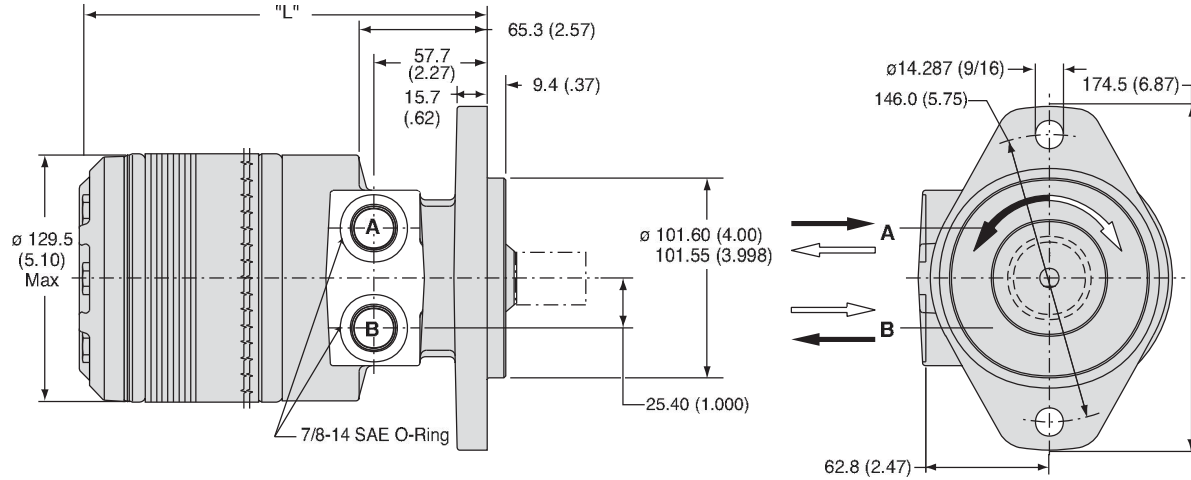
Intermittierende Werte maximal 10% von jeder Betriebsminute.

Capacidad de funcionamiento intermitente valida para 10% por cada minuto. Leistungsdaten sind gemessen mit SAE 10W40 bei einer Viskositat von 43,1 Cst bei 54°C. Geringfuegige Abweichungen von den Katalogdaten sind moeglich.

Datos tecnicos obtenidos con aceite 10W40 de 200 SUS de viscosidad a 54°C (130°F). Los datos proporcionados son valores tipcos. Los valores exactos reales podrian tener una pequena variacion entre distintos motores.

Code: BS

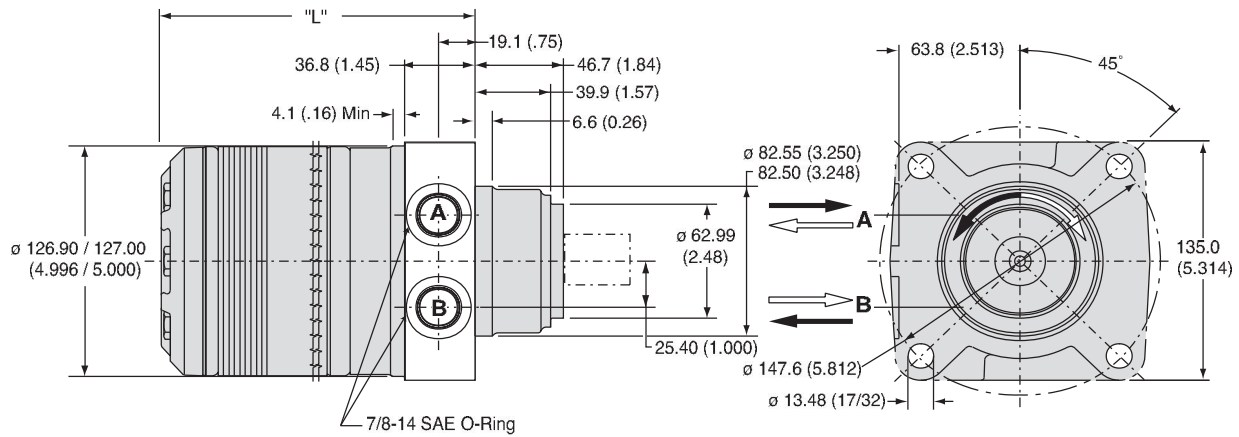
SAE B 2-Bolt, 7/8-14 SAE O-Ring



Code BS	disp.	0140	0170	0195	0240	0280	0310	0335	0405	0475	0530	0625	0785	0960
Weight/Gewicht	kg	14.9	15.2	15.3	15.7	16.1	16.4	16.6	17.1	17.8	18.6	19.3	20.8	22.5
Poids/Peso	(lb)	(32.8)	(33.4)	(33.9)	(34.7)	(35.6)	(36.1)	(36.5)	(37.8)	(39.3)	(40.9)	(42.5)	(45.9)	(49.7)
Length	"L" mm	196	199	202	207	211	215	218	225	234	240	250	267	288
	"L" (in)	(7.70)	(7.82)	(7.95)	(8.13)	(8.32)	(8.46)	(8.57)	(8.86)	(9.20)	(9.45)	(9.82)	(10.57)	(11.32)

Code: US

Wheel, Standard, 7/8-14 SAE

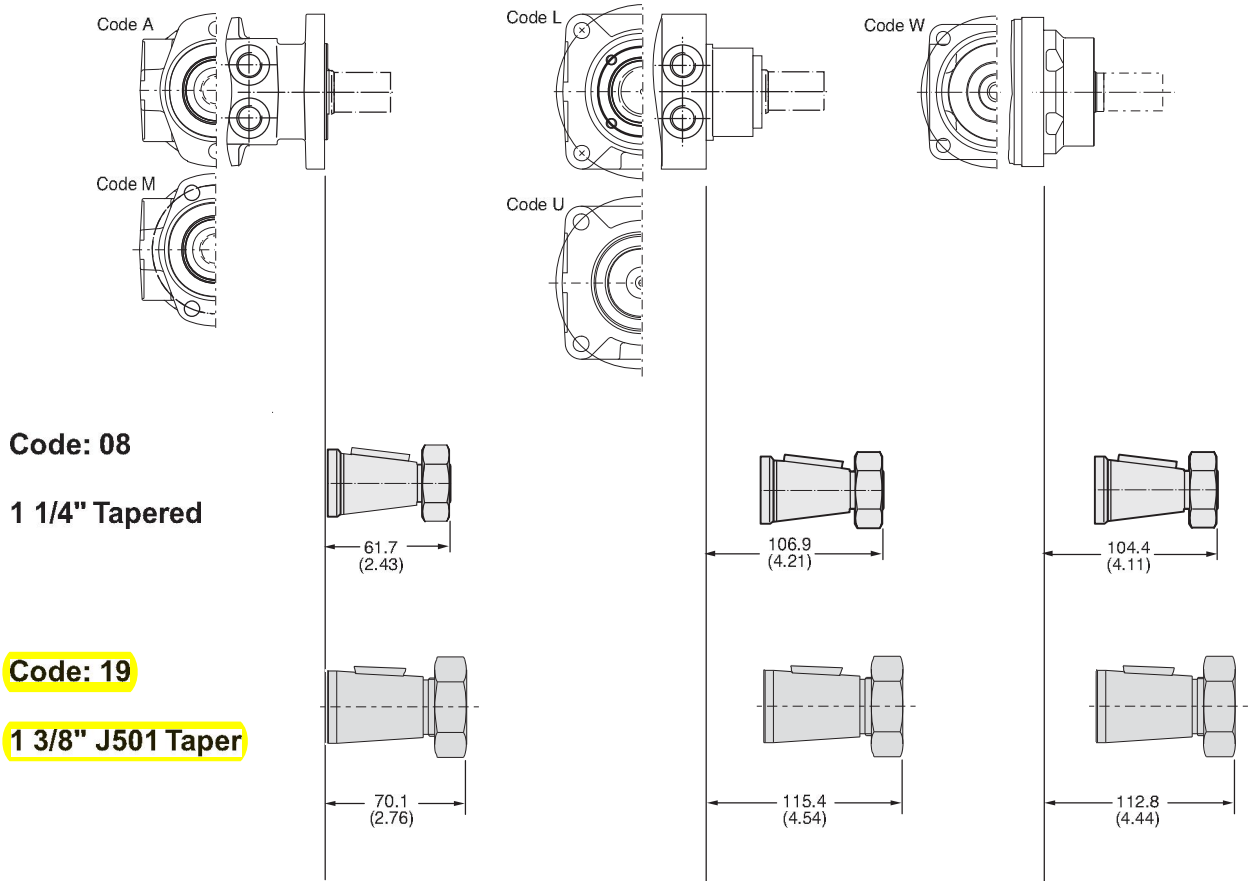


Code US	disp.	0140	0170	0195	0240	0280	0310	0335	0405	0475	0530	0625	0785	0960
Weight/Gewicht	kg	14.6	14.8	15.1	15.5	15.9	16.1	16.3	16.9	17.5	18.3	19.0	20.5	22.2
Poids/Peso	(lb)	(32.2)	(32.7)	(33.3)	(34.1)	(35.0)	(35.5)	(35.8)	(37.2)	(38.6)	(40.3)	(41.8)	(45.3)	(49.0)
Length	"L" mm	150	154	157	161	166	170	173	180	188	195	204	223	242
	"L" (in)	(5.92)	(6.04)	(6.17)	(6.35)	(6.54)	(6.68)	(6.79)	(7.08)	(7.42)	(7.67)	(8.04)	(8.79)	(9.54)

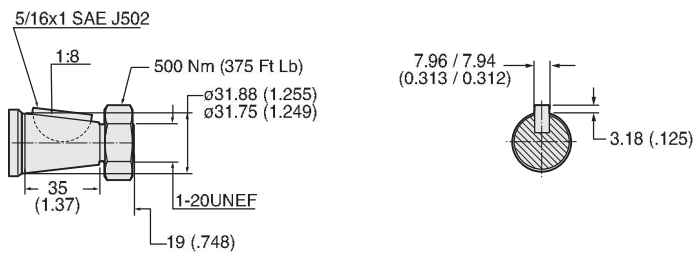
English equivalents for metric specifications are shown in ().

012 TG.indd, js

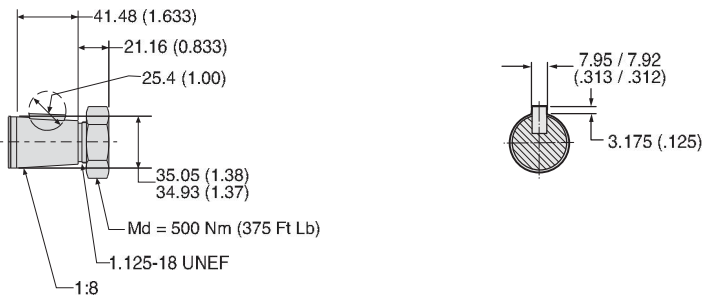




Code: 08
1 1/4" Tapered



Code: 19
1 3/8" J501 Taper



English equivalents for metric specifications are shown in ().

012 TG.indd, js