




Bulletin HY17-8561-M1/UK

Spare Parts List

Series L90LS

Effective date: February 10, 2012
Supersedes: December 28, 2011



This list of spare parts is designed to give you a good idea of the components included in the product range for valves. To see precisely which component is used for a specific product, you will need to look at the customer specification for the product in question. The customer specification contains a number of entries, and for each entry, a code pressure or flow is specified with a code or a number. To help you find your way around, this list of spare parts contains references to these entries and codes.

Codes on the image page of the list of spare parts usually appear in bold and enclosed in a border. The table page contains available spare part sets. The ordering code is the product code that appears in the Part column.















The spare part to be used is determined by the first two columns, which contain the entry and the code from the customer specification. If these columns are empty, the spare part set is valid regardless of the selected code, unless indicated otherwise

The symbols in the frame below are used in this Spare Parts List to help you find the right tools, the right torques, suitable grease etc.

Conversion factors

- 1 kg = 2.2046 lb
- 1 N = 0.22481 lbf
- 1 Nm = 0.10197 kpm
- 1 bar = 14.504 psi
- 1 l = 0.21997 UK gallon
- 1 l = 0.26417 US gallon
- 1 cm³ = 0.061024 in³
- 1 m = 3.2808 feet
- 1 mm = 0.03937 in
- 9/5 °C + 32 = °F

Symbols for servicing

-  = Phillips screw
-  = Slot screw
-  = Socket head dimensions in mm and/or inch
-  = Hexagon dimensions in mm and/or inch
-  = Sixpoint socket
-  = Wrench size in mm and/or inch or special assembly/disassembly tool needed. No...
-  = See appendix A
-  = Thread for disassembly type...
-  = Tightening torque in Nm
-  = Use locking/sealing fluid type...
-  = Use corrosion preventative type...
-  = Use hydraulic liquid for lubrication
-  = Use grease type...
-  = See appendix A



WARNING – USER RESPONSIBILITY

FAILURE OR IMPROPER SELECTION OR IMPROPER USE OF THE PRODUCTS DESCRIBED HEREIN OR RELATED ITEMS CAN CAUSE DEATH, PERSONAL INJURY AND PROPERTY DAMAGE.

This document and other information from Parker-Hannifin Corporation, its subsidiaries and authorized distributors provide product or system options for further investigation by users having technical expertise.

The user, through its own analysis and testing, is solely responsible for making the final selection of the system and components and assuring that all performance, endurance, maintenance, safety and warning requirements of the application are met. The user must analyze all aspects of the application, follow applicable industry standards, and follow the information concerning the product in the current product catalog and in any other materials provided from Parker or its subsidiaries or authorized distributors.

To the extent that Parker or its subsidiaries or authorized distributors provide component or system options based upon data or specifications provided by the user, the user is responsible for determining that such data and specifications are suitable and sufficient for all applications and reasonably foreseeable uses of the components or systems.

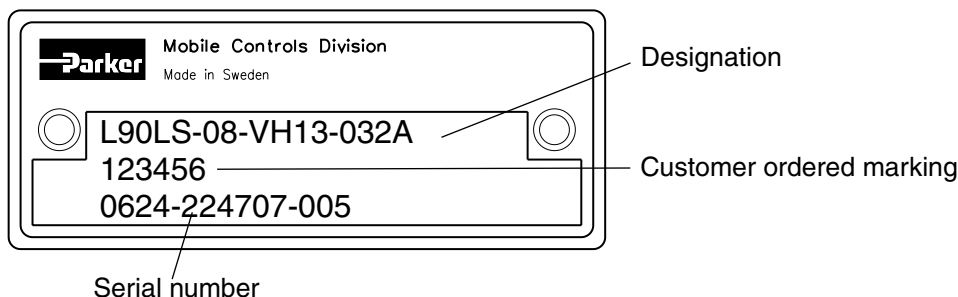
Offer of Sale

Please contact your Parker representation for a detailed "Offer of Sale".

| List of contents | Page |
|------------------------------------------------------------------------------------------------------------|-------------|
| Inlet section: CFC, LS1, LS2, | 4 |
| Inlet section: AS, AS2, PLM..... | 6 |
| Inlet section: P1B, T1B, BEN, BB, BX..... | 8 |
| Inlet section: KS, KB, / | 10 |
| Inlet plate IP: P1B, T1B..... | 12 |
| Spool Actuators, Side A: LM, LU | 14 |
| Spool Actuators, Side A: L10, A028 | 16 |
| Spool Actuators, Side A: PC, EC, EC2, EB, PCH, ECH, ECH2, EBH, ECHL, ECHL2, ECP, ECP2, ECSP, ECSP2..... | 18 |
| Spool Actuators, Side B: C, B3, FD | 20 |
| Spool Actuators, Side B: ACE, ACP | 22 |
| Spool Actuators, Side B: ACEF | 24 |
| Spool Actuators, Side B: CH, CHX, CHB3, PC, PCH..... | 26 |
| Spool Actuators, Side B: EB, EBH, EBHL, EC, ECH, ECHL, ECP, ECS, ECSP, A, D, 12, 24, A034, A036..... | 28 |
| Spool Actuators, Side B: EC2, ECS2, ECH2, ECHL2, ECP2, ECSP2, A, D, 12, 24, A034, A036 | 30 |
| Spool Section: K, KL, KX, KH, N, X, KAP, KAS | 32 |
| Spool Section, Accessories..... | 34 |
| Combined Spool-End Section: T2B, P2B, PS, LSP, TPX, LSPX..... | 36 |
| End Section: LSP, LSPB, P2B, T2B, T3B, MF, R, S, YS..... | 38 |
| Outlet (U) Section, Accessories: TP, TPB, REA, REN, RB | 40 |
| Basic Valve, Tie rod kits, Bracket kits, Intersection seal kit..... | 42 |
| | |
| Appendix A: Warnings | 44 |
| Appendix B: PC, PCH, EC, EC2, ECS, ECS2, ECH, ECH2, ECHL, ECHL2 | 45 |
| Appendix B: Inlet section old style, CFC/LS1/LS2..... | 46 |
| Appendix C: Assembly Instructions. Tools | 48 |
| Appendix E: Manifolds | 49 |

This spare parts list is valid for L90LS only. See product designation on the name plate.

Name plate

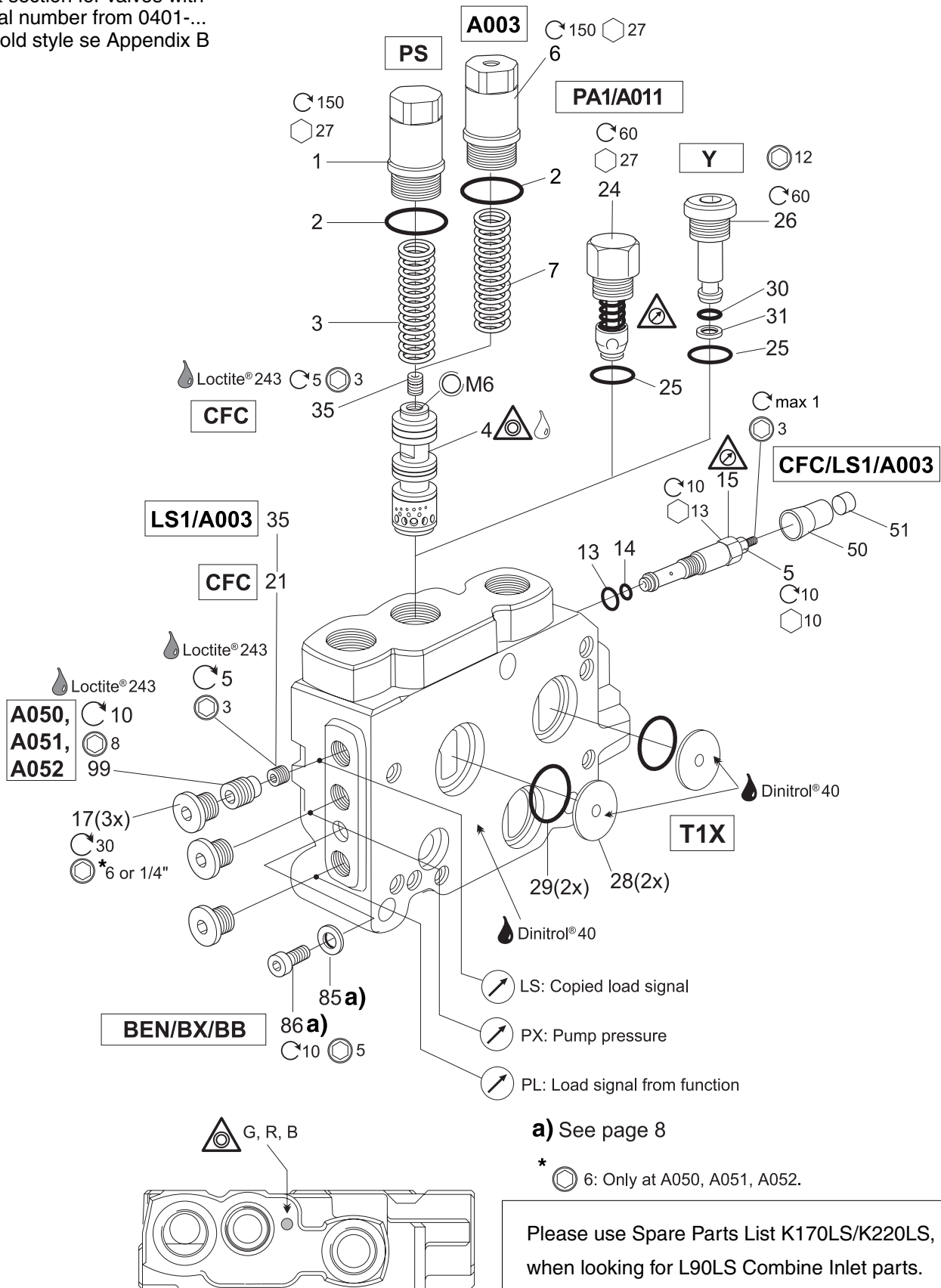


















Valve serial numbers consist of three groups of digits
 The first group shows year and week of manufacture:
 In this example, 0624 means week 24 of 2006
 The remaining digits are for internal use within Parker

Notice ! Some valves hasn't any designation code stamped. Some valves has the serial number and designation code text line in opposite order than the example above.

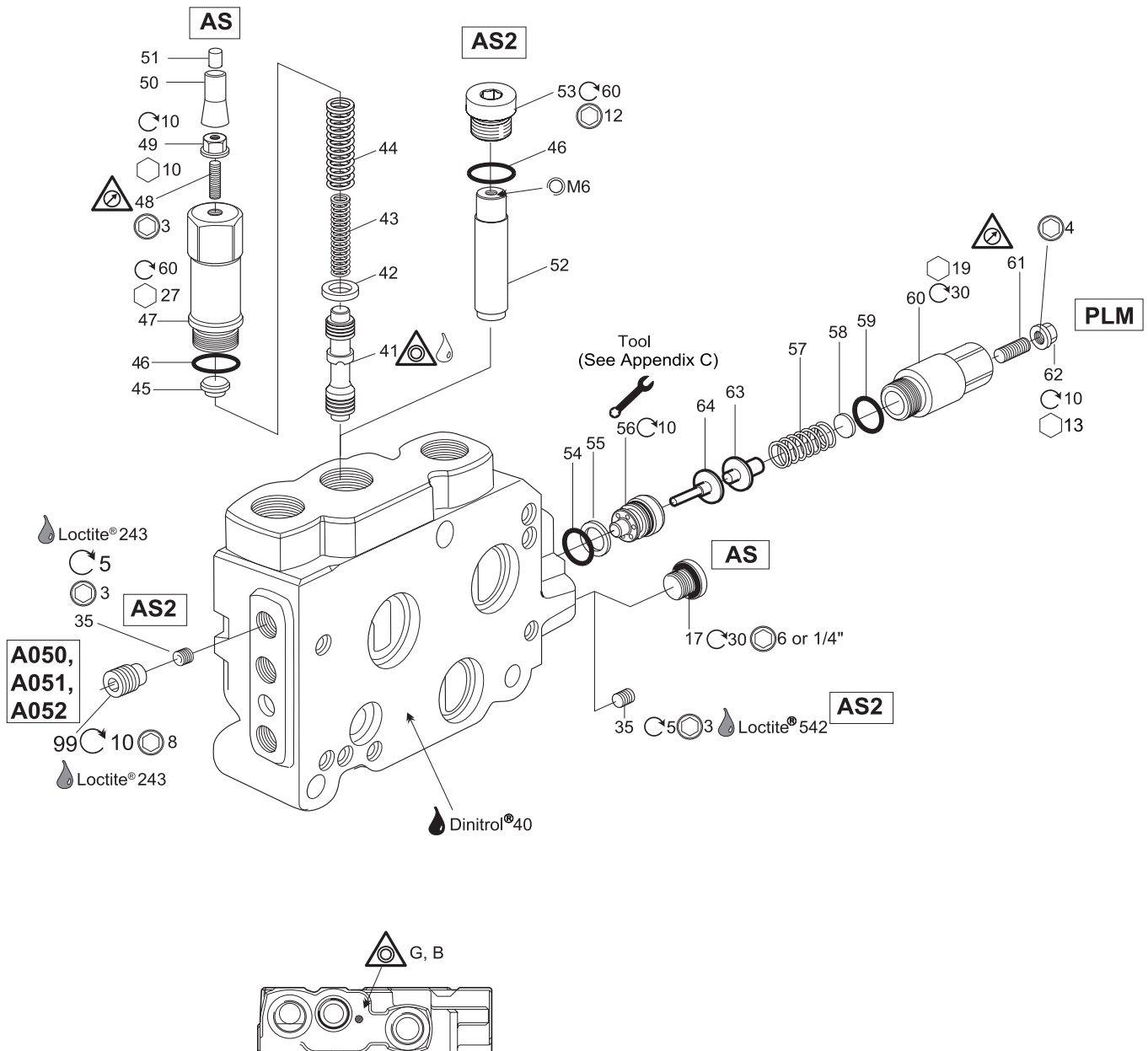
PS, PA1, Y, T1X, CFC, LS1, LS2, BEN, BB, BX, A003, A050, A051, A052

Inlet section for valves with
 serial number from 0401-...
 For old style se Appendix B



| See Customer Specification | | | | |
|----------------------------|---------|------------|-------------------------------------|-----------------------------------------------------------------------------------------------|
| Code | Pos | Part | Description | Remarks / Items |
| CFC + PS | 15 + 16 | 393000H245 | Main relief valve, size Blue | 1, 2, 3, 4 [35], 15 [5, 13, 14], 21, 50, 51 |
| CFC + PS | 15 + 16 | 393000H445 | Main relief valve, size Green | 1, 2, 3, 4 [35], 15 [5, 13, 14], 21, 50, 51 |
| CFC + PS | 15 + 16 | 393000H645 | Main relief valve, size Red | 1, 2, 3, 4 [35], 15 [5, 13, 14], 21, 50, 51 |
| LS1 + PS | 15 + 16 | 393000H246 | Main relief valve, size Blue | 1, 2, 3, 4, 15 [5, 13, 14], 35, 50, 51 |
| LS1 + PS | 15 + 16 | 393000H446 | Main relief valve, size Green | 1, 2, 3, 4, 15 [5, 13, 14], 35, 50, 51 |
| LS1 + PS | 15 + 16 | 393000H646 | Main relief valve, size Red | 1, 2, 3, 4, 15 [5, 13, 14], 35, 50, 51 |
| CFC, LS1; A003 | 15; 29 | 398000K069 | Main relief valve PLD03 | 15 [5, 13, 14] |
| CFC, LS1; A003 | 15; 29 | 393000K831 | Seal kit | 5, 13, 14 |
| CFC, LS1; A003 | 15; 29 | 393000K852 | Sealing kit | 50, 51 |
| A003 | 29 | 6761021 | Main relief valve A003, size Blue | 2, 4, 6, 7, 35 |
| A003 | 29 | 6761022 | Main relief valve A003, size Green | 2, 4, 6, 7, 35 |
| A003 | 29 | 6761023 | Main relief valve A003, size Red | 2, 4, 6, 7, 35 |
| PA1 + 63 | 16 + 17 | 393000K203 | Main relief valve, 63 bar | 24 [25]  |
| PA1 + 80 | 16 + 17 | 393000K204 | Main relief valve, 80 bar | 24 [25]  |
| PA1 + 100 | 16 + 17 | 393000K205 | Main relief valve, 100 bar | 24 [25]  |
| PA1 + 125 | 16 + 17 | 393000K206 | Main relief valve, 125 bar | 24 [25]  |
| PA1 + 140 | 16 + 17 | 393000K207 | Main relief valve, 140 bar | 24 [25]  |
| PA1 + 160 | 16 + 17 | 393000K022 | Main relief valve, 160 bar | 24 [25]  |
| PA1 + 175 | 16 + 17 | 393000K023 | Main relief valve, 175 bar | 24 [25]  |
| PA1 + 190 | 16 + 17 | 393000K024 | Main relief valve, 190 bar | 24 [25]  |
| PA1 + 210 | 16 + 17 | 393000K025 | Main relief valve, 210 bar | 24 [25]  |
| PA1 + 230 | 16 + 17 | 393000K026 | Main relief valve, 230 bar | 24 [25]  |
| PA1 + 240 | 16 + 17 | 393000K033 | Main relief valve, 240 bar | 24 [25]  |
| PA1 + 250 | 16 + 17 | 393000K027 | Main relief valve, 250 bar | 24 [25]  |
| PA1 + 260 | 16 + 17 | 393000K032 | Main relief valve, 260 bar | 24 [25]  |
| PA1 + 280 | 16 + 17 | 393000K028 | Main relief valve, 280 bar | 24 [25]  |
| PA1 + 300 | 16 + 17 | 393000K029 | Main relief valve, 300 bar | 24 [25]  |
| PA1 + 320 | 16 + 17 | 393000K742 | Main relief valve, 320 bar | 24 [25]  |
| A011 + 330 | 16 + 17 | 393000K030 | Main relief valve, 330 bar | 24 [25]  |
| A011 + 350 | 16 + 17 | 393000K031 | Main relief valve, 350 bar | 24 [25]  |
| A011 + 380 | 16 + 17 | 393000K634 | Main relief valve, 380 bar | 24 [25]  |
| | - | 9120088010 | Seal kit | 25 (2 pcs in kit) |
| Y | 16 | 393000K034 | Main relief cavity plugged, Y | 26 [25, 30, 31] |
| | - | 393000K804 | Seal kit, Y-plug | 25, 30, 31 |
| T1X | 25 | 393000K253 | T1X kit | 28(2x), 29(2x) |
| | - | 6760101 | Orifice Ø0.7 mm | 21 (5 pcs in kit) |
| | - | 6760100 | Plug M6x6 | 35 (5 pcs in kit) |
| G | 04 | - | Plug VSTI1/4EDCF | 17(3x) |
| U | 04 | - | Plug 6HP5ON-S | 17(3x) |
| A050 + G | 29 + 04 | 6760561 | Restrictor Ø0.4 mm check valve A050 | 99 |
| A051 + G | 29 + 04 | 6760571 | Restrictor Ø0.6 mm check valve A051 | 99 |
| A052 + G | 29 + 04 | 6760562 | Restrictor Ø0.8 mm check valve A052 | 99 |

AS, AS2, PLM, A050, A051, A052

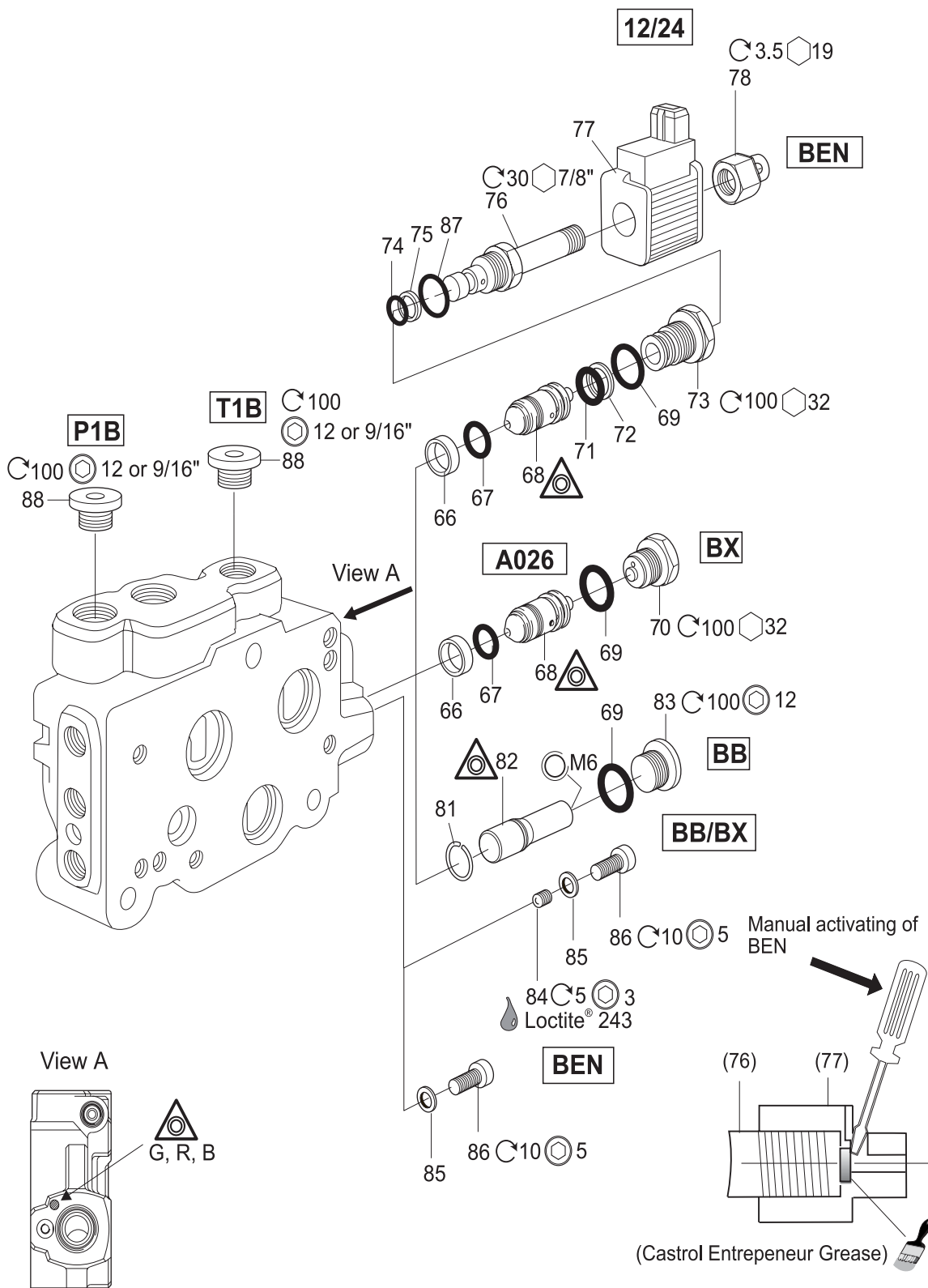


Please use Spare Parts List K170LS/K220LS,
 when looking for L90LS Combine Inlet parts.

Inlet section

| See Customer Specification | | | | |
|----------------------------|---------|------------|---------------------------------------|--------------------------------------------|
| Code | Pos | Part | Description | Remarks / Items |
| AS | 15 | 393000K867 | Difference pressure limiter, size 'B' | 41, 42, 43, 44, 45, 46, 47, 48, 49 |
| AS | 15 | 6760756 | Difference pressure limiter, size 'G' | 41, 42, 43, 44, 45, 46, 47, 48, 49 |
| AS | 15 | 393000K852 | Sealing set | 50, 51 |
| AS + G | 15 + 04 | - | Plug VST11/4EDCF | 17 |
| AS + U | 15 + 04 | - | Plug 6HP5ON-S | 17 |
| | | | | |
| AS2 | 15 | 393000K868 | Cavity plug | 52, 53, 46 |
| | | 6760100 | Plug M6x6 | 35 (5 pcs in kit) |
| | | | | |
| PLM | 16 | 9120092278 | System pressure limiter | 54, 55, 56, 57, 58, 59, 60, 61, 62, 63, 64 |
| | - | 9120092271 | Seal kit | 54, 55, 59, 62 |
| | | | | |
| A050 + G | 29 + 04 | 6760561 | Restrictor Ø0.4 mm check valve A050 | 99 |
| A051 + G | 29 + 04 | 6760571 | Restrictor Ø0.6 mm check valve A051 | 99 |
| A052 + G | 29 + 04 | 6760562 | Restrictor Ø0.8 mm check valve A052 | 99 |
| | | | | |

P1B, T1B, BEN, BB, BX, 12, 24, A026

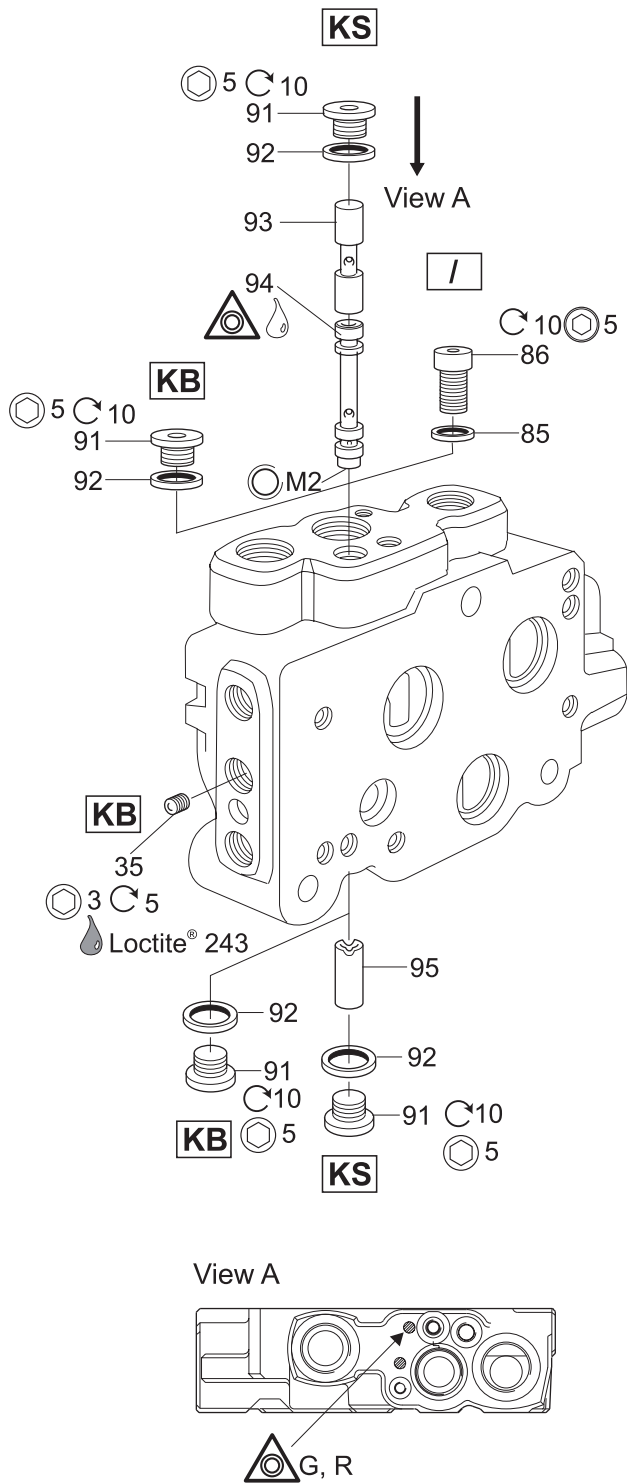


Please use Spare Parts List K170LS/K220LS, when looking for L90LS Combine Inlet parts.

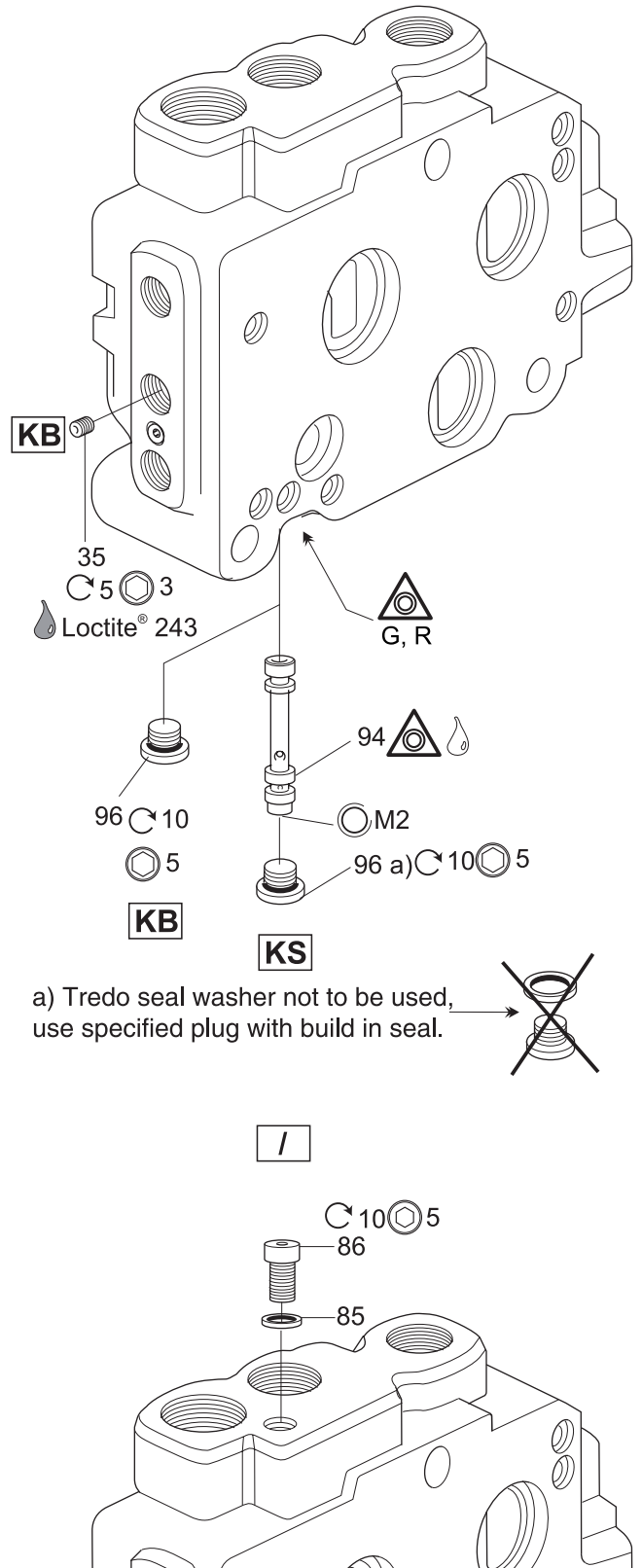
| See Customer Specification | | | | |
|----------------------------|---------|------------|--------------------------------------|------------------------------------|
| Code | Pos | Part | Description | Remarks / Items |
| T1B + G | 25 + 04 | - | Plug VSTI3/4EDCF | 88 |
| T1B + U | 25 + 04 | - | Plug 12HP5ON-S | 88 |
| P1B + G | 26 + 04 | - | Plug VSTI3/4EDCF | 88 |
| P1B + U | 26 + 04 | - | Plug 12HP5ON-S | 88 |
| | | | | |
| BB | 22 | 393000K208 | Pump blocking cavity plugged, size B | 82 [81], 83 [69], 84, 85, 86 |
| BB | 22 | 393000K408 | Pump blocking cavity plugged, size G | 82 [81], 83 [69], 84, 85, 86 |
| BB | 22 | 393000K608 | Pump blocking cavity plugged, size R | 82 [81], 83 [69], 84, 85, 86 |
| | | | | |
| BEN | 22 | 6760633 | BEN adapter, cpl. | 73 [69, 71, 72] |
| BEN | 22 | 6760636 | BEN nut | 78 |
| | | | | |
| BEN, BB, BX | 22 | 6760017 | Plug kit M6x10 (2 pcs in kit) | 85(2x), 86(2x) |
| BEN, BB, BX | 22 | 6760222 | Plug kit M6x10 (5 pcs in kit) | 85(5x), 86(5x) |
| | | | | |
| BEN | 22 | 6760653 | GS02 13 10N, Solenoid cartridge | 76 [74, 75, 87], |
| BEN + 12 | 22 + 05 | 393000K448 | CCS012A, Coil 12 VDC | 77 |
| BEN + 24 | 22 + 05 | 6760652 | CCS024A, Coil 24 VDC | 77 |
| | | | | |
| BX + G | 22 + 04 | 393000K654 | BX plug, BSP | 70 [69], 84 |
| BX + U | 22 + 04 | 393000K653 | BX plug, UNF | 70 [69], 84 |
| BX, BEN | 22 | 393000K655 | BX/BEN poppet, size R | 68 [66, 67] |
| BX, BEN | 22 | 393000K656 | BX/BEN poppet, size G | 68 [66, 67] |
| BX, BEN | 22 | 393000K657 | BX/BEN poppet, size B | 68 [66, 67] |
| BX + A026 | 22 + 29 | 393000K905 | BX poppet A026, size R | 68 [66, 67] |
| BX + A026 | 22 + 29 | 393000K906 | BX poppet A026, size G | 68 [66, 67] |
| BX + A026 | 22 + 29 | 393000K907 | BX poppet A026, size B | 68 [66, 67] |
| BEN, BX | 22 | 393000K805 | Seal kit BEN, BX | 66, 67, 69, 71, 72, 74, 75, 85, 87 |
| BEN | 22 | 9120091009 | Seal kit BEN | 74, 75, 87 |
| | | | | |

KS, KB, /

Style used up to serial number 0352-...



Style used from serial number 0401-...



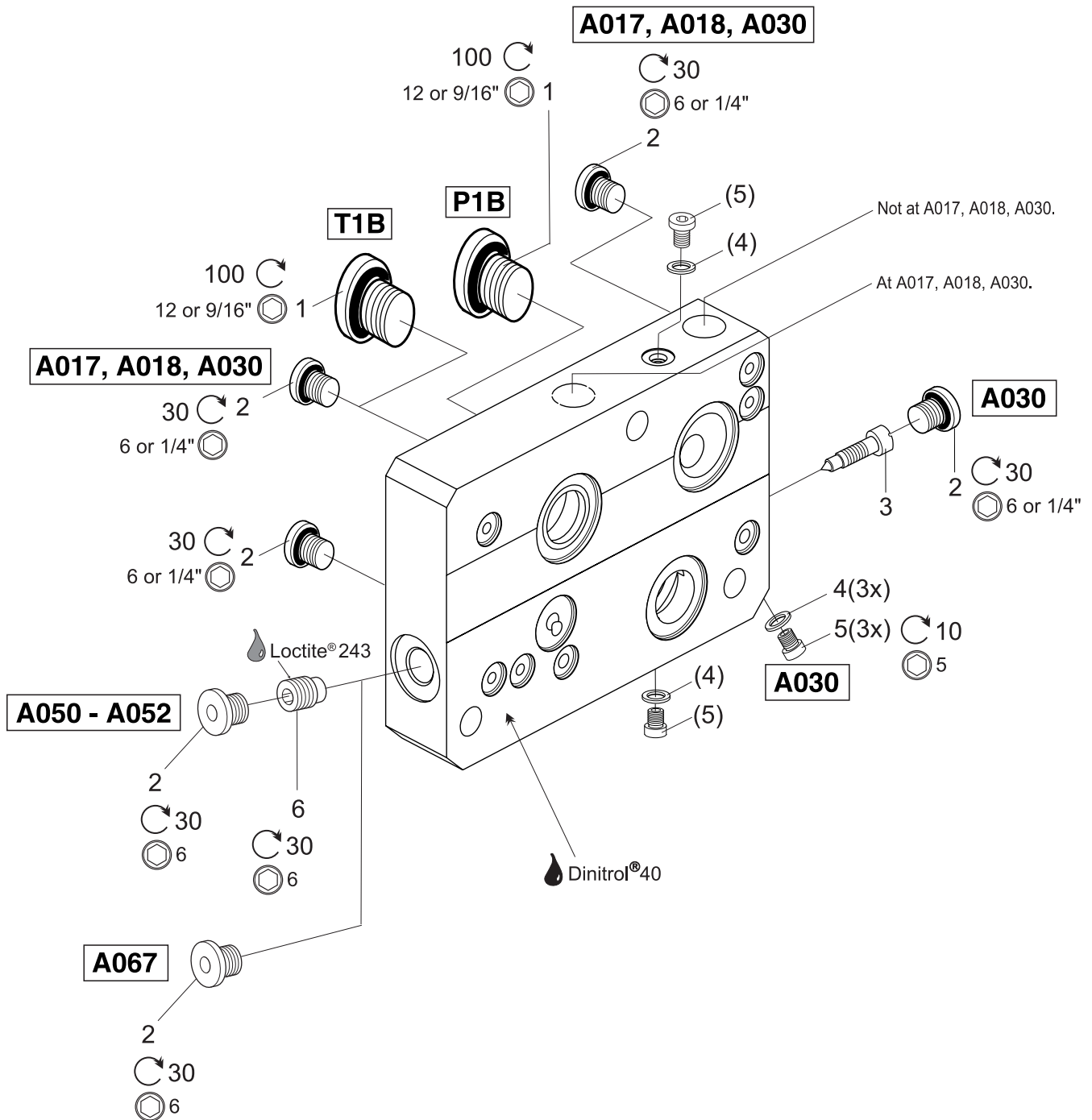
Please use Spare Parts List K170LS/K220LS,
 when looking for L90LS Combine Inlet parts.

Inlet section

| See Customer Specification | | | | |
|----------------------------|-----|------------|------------------------------------|-----------------------------------------|
| Code | Pos | Part | Description | Remarks / Items |
| KS | 20 | 393000K035 | Copy spool KS, size G, (old) | 91(2x), 92(2x), 93, 94, 95 |
| KS | 20 | 393000K435 | Copy spool KS, size R, (old) | 91(2x), 92(2x), 93, 94, 95 |
| | | | | |
| KS | 20 | 393000K037 | Copy spool KS, size G, (new) | 94, 96 |
| KS | 20 | 393000K437 | Copy spool KS, size R, (new) | 94, 96 |
| | | | | |
| KB | 20 | 393000K038 | No copy spool, (old) | 35, 91(2x), 92(2x) |
| | | | | |
| KB, KS | 20 | - | Plug VST11/8EDCF, (new) | 96 |
| | | | | |
| KB | 20 | 6760100 | Screw M6x6, (5 pcs in kit) | 35 (5x) |
| | | | | |
| / | 20 | 6760222 | Screw/flatseal kit, (5 pcs in kit) | 85, 86 (Section not machined for KS/KB) |
| / | 20 | 6760101 | Orifice Ø0.7 mm (5 pcs in kit) | 21 (See page 4) |
| | | | | |

Inlet plate IP

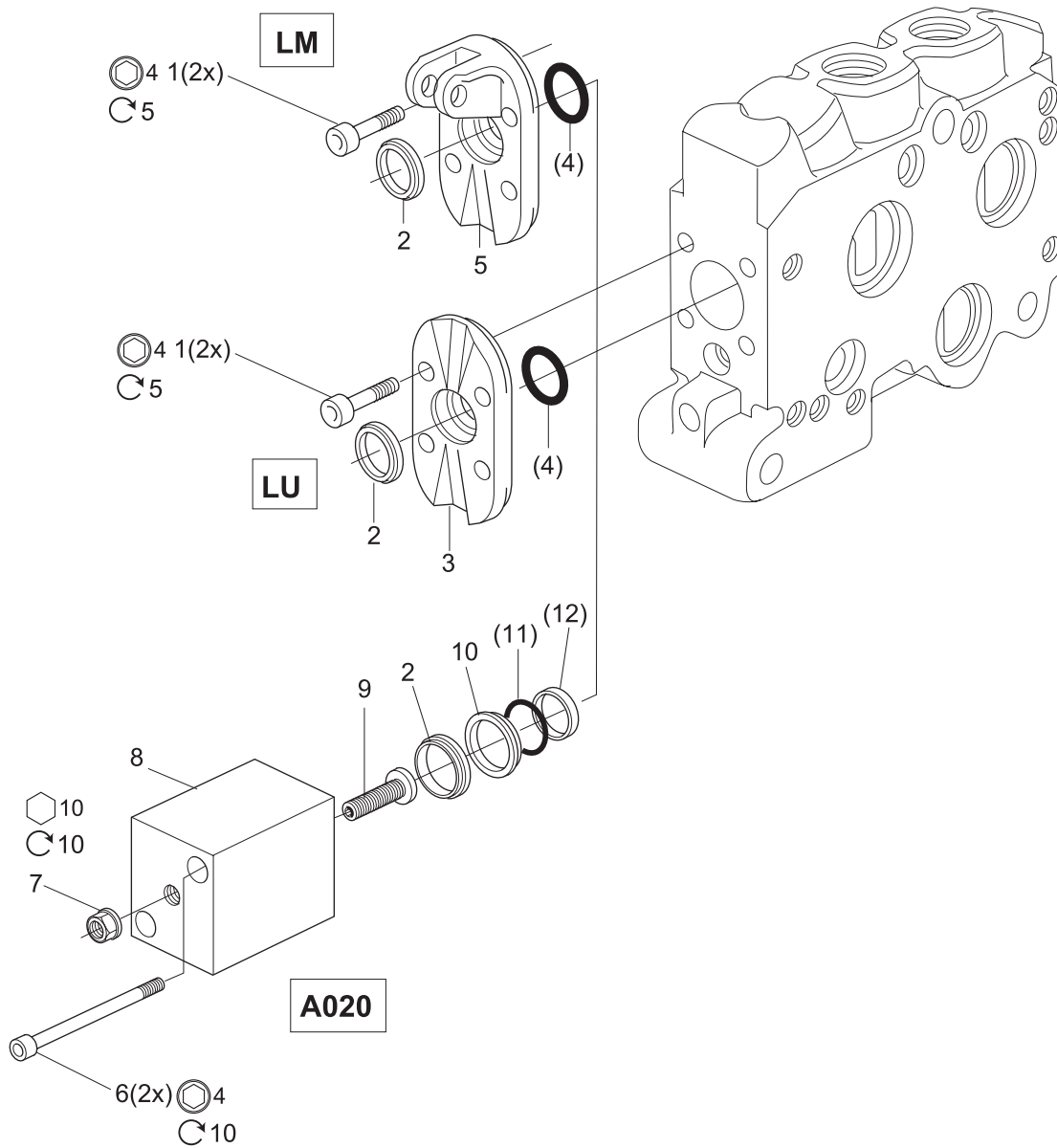
P1B, T1B, A017, A018, A030, A050, A051, A052, A067



Inlet plate IP

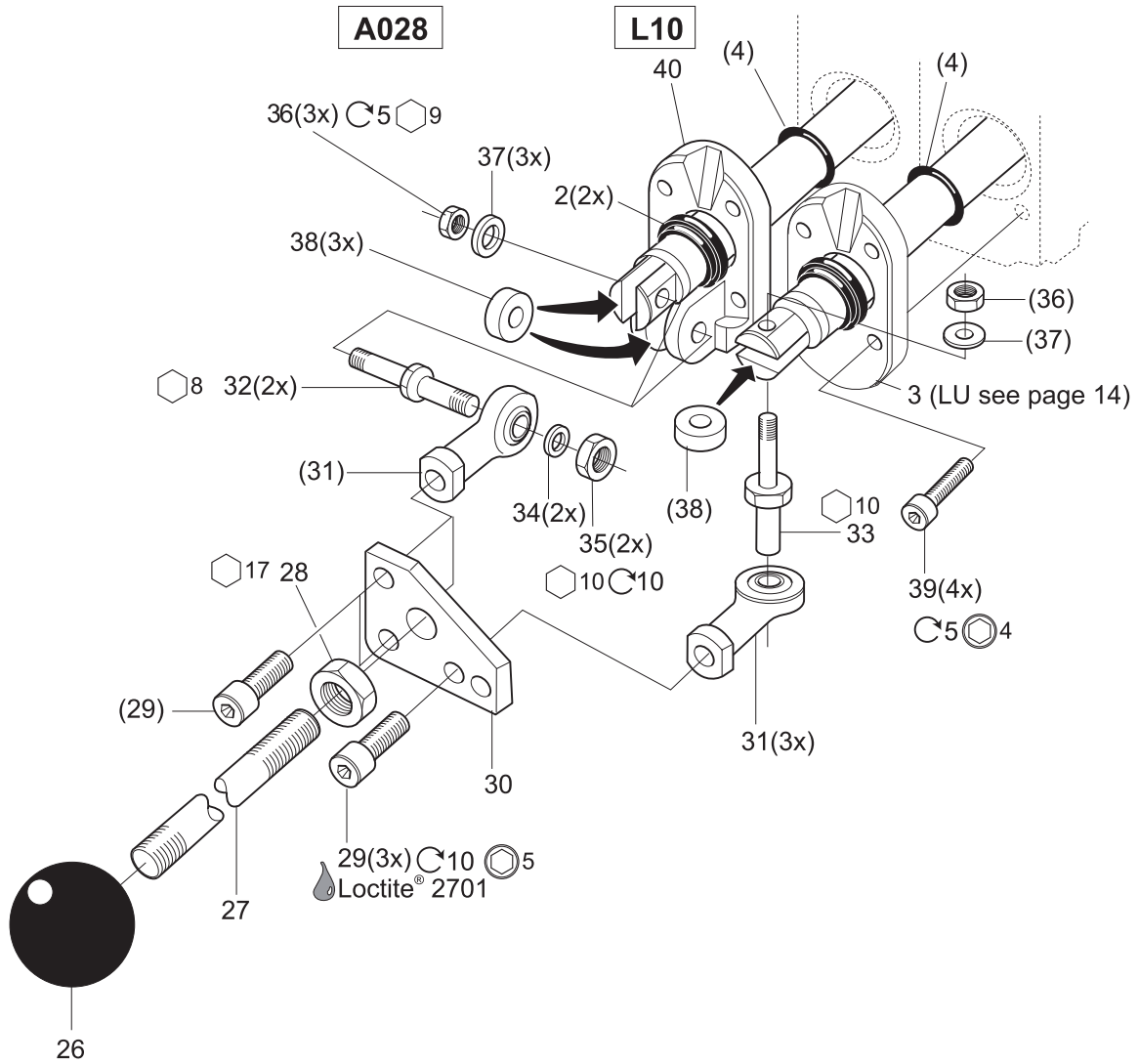
| See Customer Specification | | | | |
|----------------------------|---------|------------|-------------------------------------|-----------------|
| Code | Pos | Part | Description | Remarks / Items |
| G | 04 | - | Plug VSTI1/4EDCF | 2 |
| U | 04 | - | Plug 6HP5ON-S | 2 |
| | | | | |
| T1B + G | 25 + 04 | - | Plug VSTI3/4EDCF | 1 |
| T1B + U | 25 + 04 | - | Plug 12HP5ON-S | 1 |
| | | | | |
| P1B + G | 26 + 04 | - | Plug VSTI3/4EDCF | 1 |
| P1B + U | 26 + 04 | - | Plug 12HP5ON-S | 1 |
| | | | | |
| A030 + G | 15 + 04 | 9120092312 | Kit A030, BSP | 2, 3 |
| A030 + U | 15 + 04 | 9120092311 | Kit A030, UNF | 2, 3 |
| A030 + G, U | 15 + 04 | 6760017 | Plug kit M6x10 | 4(2x), 5(2x) |
| | | | | |
| A050 + G | 29 + 04 | 6760561 | Restrictor Ø0.4 mm check valve A050 | 6 |
| A051 + G | 29 + 04 | 6760571 | Restrictor Ø0.6 mm check valve A051 | 6 |
| A052 + G | 29 + 04 | 6760562 | Restrictor Ø0.8 mm check valve A052 | 6 |
| | | | | |
| A067 + G | 15 + 04 | - | Plug VSTI1/4EDCF | 2 |
| | | | | |

LM, LU, A020



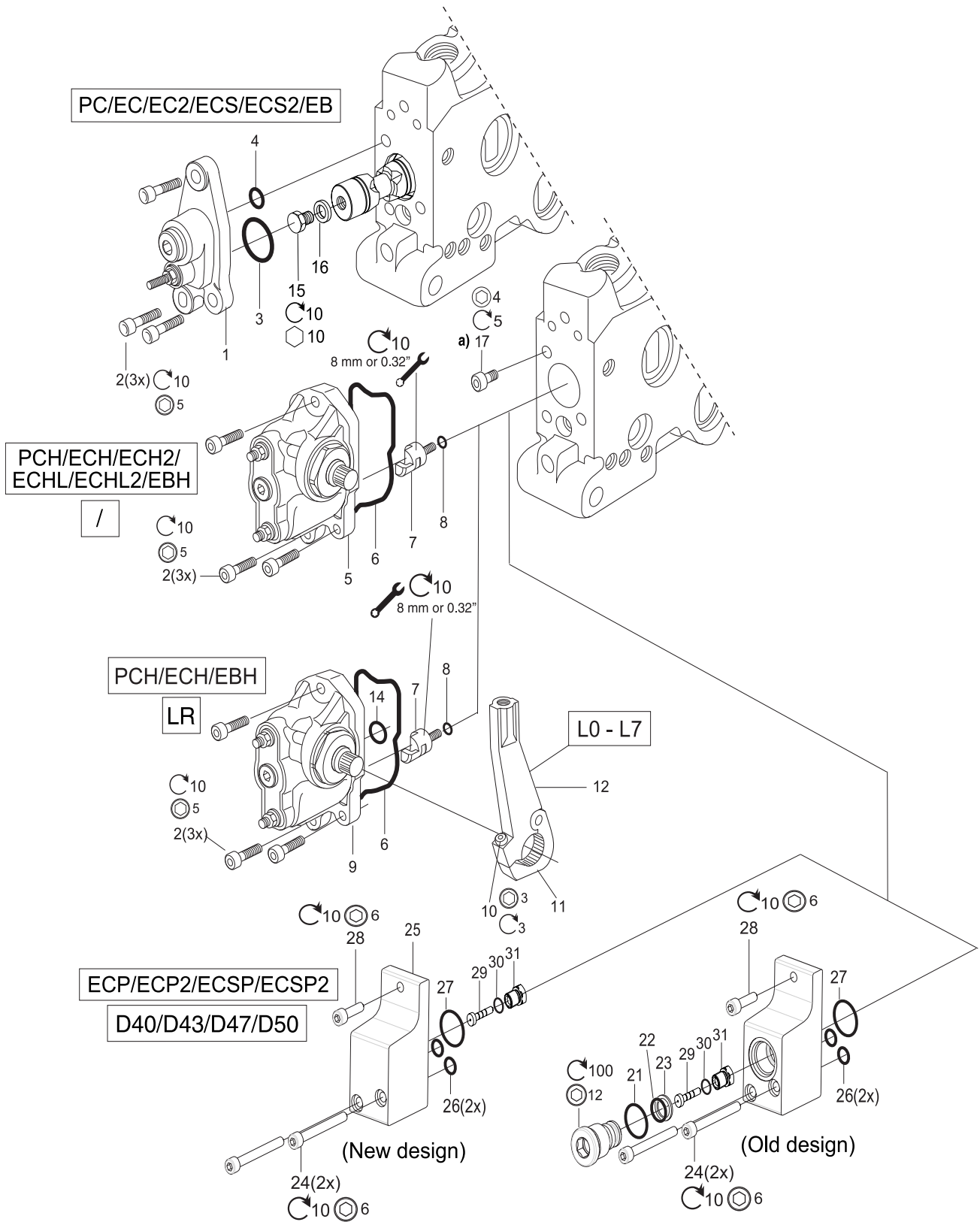
| See Customer Specification | | | | |
|----------------------------|------------|-------------|------------------------------|----------------------------------------|
| Code | Pos | Part | Description | Remarks / Items |
| LM | 51 | 393000K241 | Lever bracket | 1(2x), 5 [2], 4 (4 see page 20 and 22) |
| LU | 51 | 393000K242 | Cover | 1(2x), 3 [2], 4 (4 see page 20 and 22) |
| A020 | 59 | - | Stroke limiting kit ACE, ACP | See page 22, 23 |
| | - | 393000K807 | Spool seal kit | 2, 4(2x) (4 see page 20 and 22) |

L10, A028



| See Customer Specification | | | | |
|----------------------------|-----|------------|-------------------------------------|------------------------------------------------------------------------------------|
| Code | Pos | Part | Description | Remarks / Items |
| A028 | 59 | 9122178014 | Mechanical joy-stick spool actuator | 26, 27, 28, 29(3x), 30, 31(3x), 32(2x), 33, 34(2x), 35(2x), 36(3x), 37(3x), 38(3x) |
| A028 | 59 | 6760954 | Handle ball Ø25xØ10 | 26 |
| L10 | 51 | 9120079266 | Lever bracket | 4, 39(2x), 40 [2] (4 see page 20 and 22) |
| | - | 393000K807 | Spool seal kit | 2, 4(2x) (4 see page 20 and 22) |

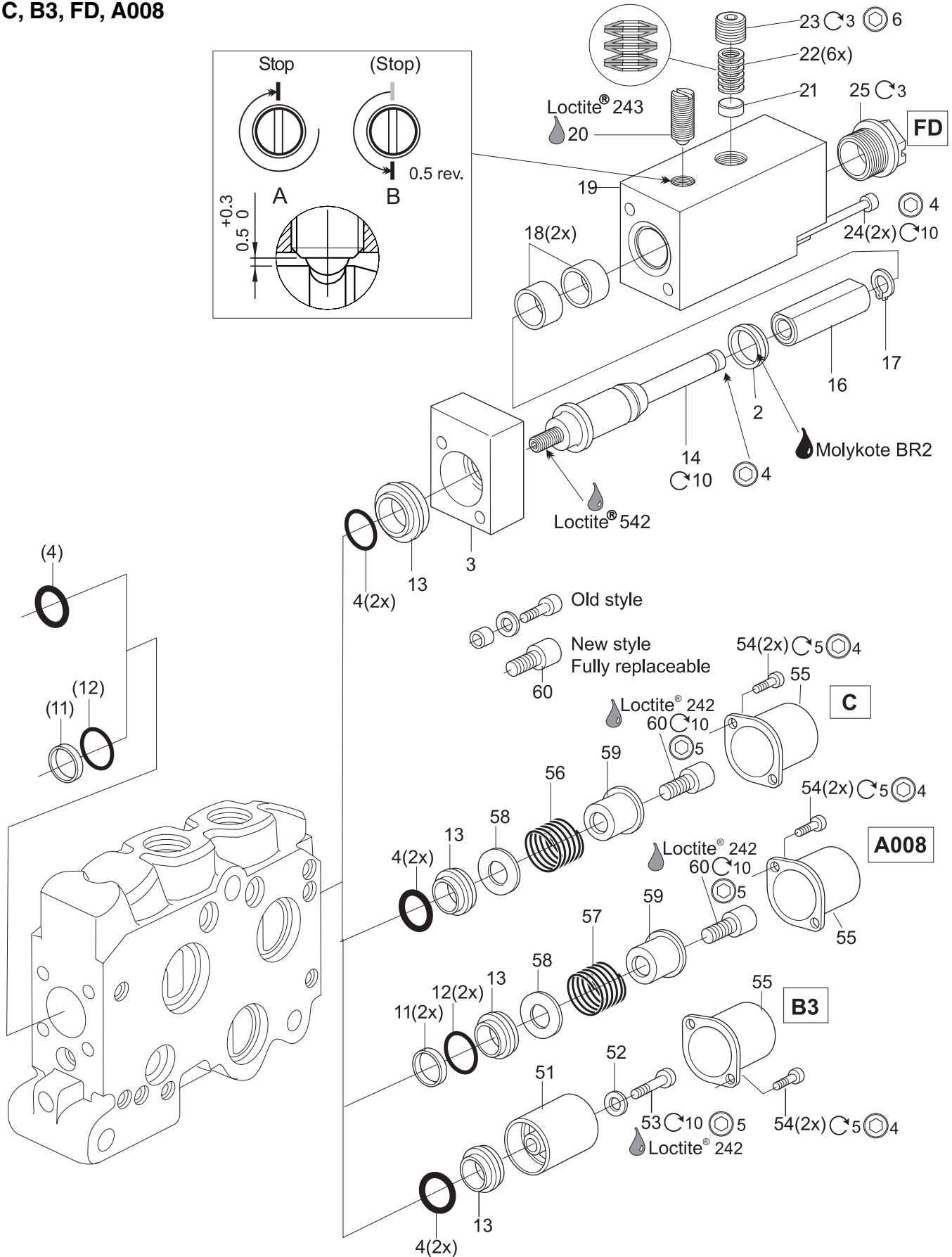
**EB, EBH, EC, ECH, ECHL, ECP, ECS, ECSP, PC, PCH,
 EC2, ECH2, ECP2, ECS2, ECSP2, ECHL2**



| See Customer Specification | | | | |
|---------------------------------------|--------------|------------|-------------------------|---------------------------------|
| Code | Pos | Part | Description | Remarks / Items |
| EC, ECS, EB, PC, EC2, ECS2 + G | 50 + 04 | 393000K337 | Cap kit, BSP | 1, 2(3x), 3, 4 |
| EC, ECS, EB, PC + U | 50 + 04 | 393000K338 | Cap kit, UNF | 1, 2(3x), 3, 4 |
| A016 + G | 50 + 04 | 393000K746 | Cover kit, BSP | Not shown |
| A016 + U | 50 + 04 | 393000K747 | Cover kit, UNF | Not shown |
| | - | 6760774 | Seal kit, BSP | Pls see Appendix B |
| | - | 6760685 | Seal kit, UNF | Pls see Appendix B |
| ECH*, EBH, PCH + / + G | 50 + 52 + 04 | 393000K319 | Lever housing kit (BSP) | 2(3x), 5, 6, 7, 8, 17 a) |
| ECH*, EBH, PCH + / + U | 50 + 52 + 04 | 393000K320 | Lever housing kit (UNF) | 2(3x), 5, 6, 7, 8, 17 a) |
| ECH*, EBH, PCH | - | 6760775 | Seal kit, BSP | Pls see Appendix B |
| ECH*, EBH, PCH | - | 6760625 | Seal kit, UNF | Pls see Appendix B |
| ECH,EBH,PCH + LR + G | 50 + 52 + 04 | 393000K419 | Lever housing kit (BSP) | 2(3x), 6, 7, 8, 9, 14 |
| ECH,EBH,PCH + LR + U | 50 + 52 + 04 | 393000K420 | Lever housing kit (UNF) | 2(3x), 6, 7, 8, 9, 14 |
| ECH, EBH, PCH + LR | - | 6760809 | Seal kit | Pls see Appendix B |
| ECH, EBH, PCH + / | - | 6760810 | Seal kit | Pls see Appendix B |
| ECH, EBH, PCH + / | - | 6760812 | Seal kit | Pls see Appendix B |
| L0 - L7 | 51 | 393000K344 | Lever kit | 10, 11, 12 |
| | (69) | 6760663 | Screw kit | 15, 16 |
| ECP, ECP2, ECSP, ECSP2 + Dxx | 50 + 52 | 6760233 | Cap kit on A- side | 24(2x),25, 26(2x), 27, 28 |
| ECP, ECP2, ECSP, ECSP2 + D40 | 50 + 52 | 6763105 | Pin kit D40 | 29, 30, 31 |
| ECP, ECP2, ECSP, ECSP2 + D43 | 50 + 52 | 6763106 | Pin kit D43 | 29, 30, 31 |
| ECP, ECP2, ECSP, ECSP2 + D47 | 50 + 52 | 6763107 | Pin kit D47 | 29, 30, 31 |
| ECP, ECP2, ECSP, ECSP2 + D50 | 50 + 52 | 6763108 | Pin kit D50 | 29, 30, 31 |
| ECP, ECP2, ECSP, ECSP2 | 50 | 6760236 | Seal kit (old design) | 21, 22, 23, 26(2x), 27 |
| ECP, ECP2, ECSP, ECSP2 | 50 | 6763100 | Seal kit (new design) | 26(2x), 27 |

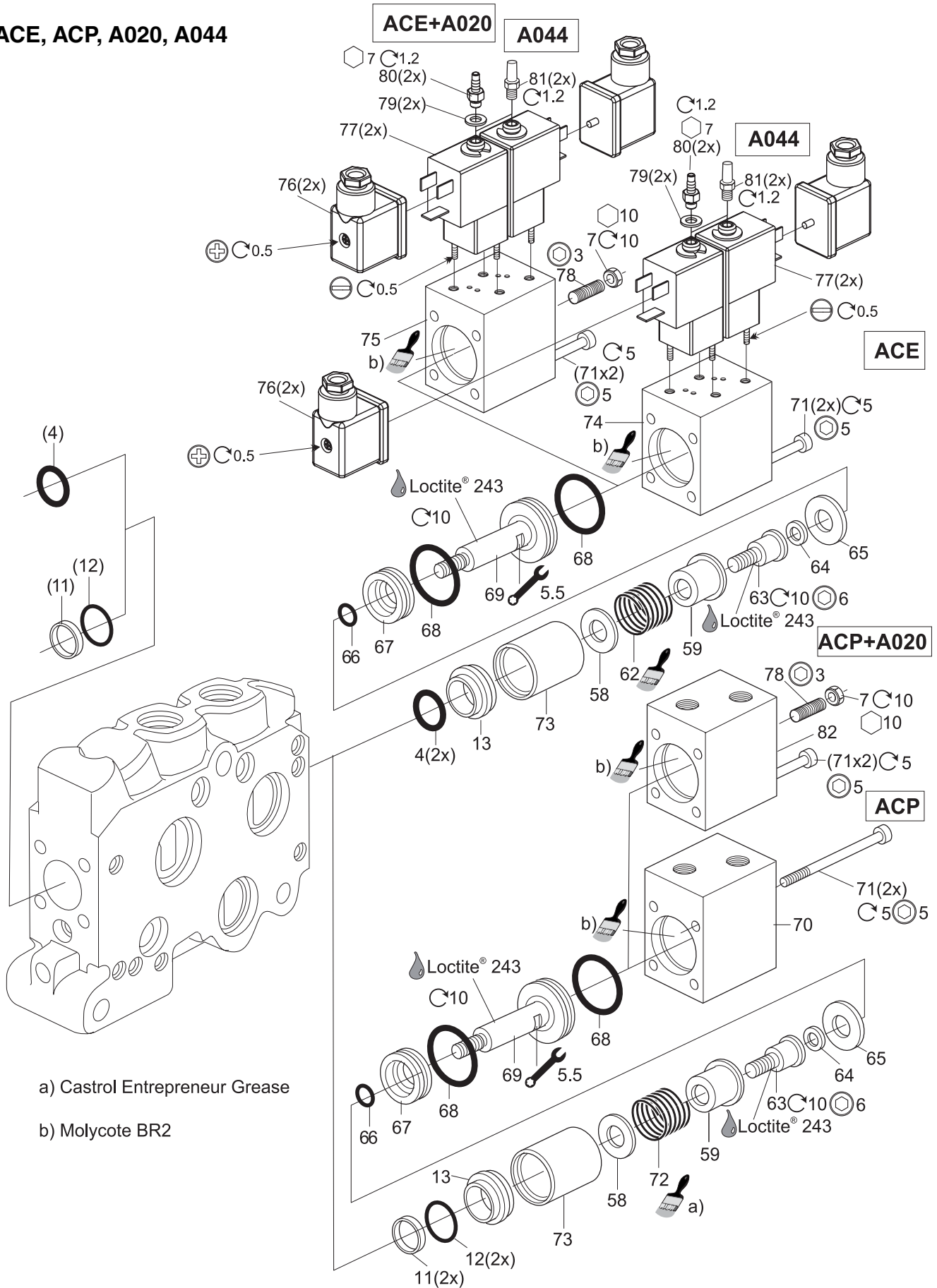
a) Screw item 17 has expired from Serial No. 0622... (machining for M5 hole does not exist any more).

C, B3, FD, A008



| See Customer Specification | | | | |
|----------------------------|------------|-------------|--------------------------------------|---------------------------------------------------------------------------------------------|
| Code | Pos | Part | Description | Remarks / Items |
| C | 50 | 393000K235 | Spool actuator, spring centered | 4(2x), 13, 54(2x), 55, 56, 58, 59, 60 |
| C + A008 | 50 + 59 | 393000K619 | C actuator, with lower spring forces | 11(2x), 12(2x), 13, 54(2x), 55, 57, 58, 59, 60 |
| B3 | 50 | 393000K236 | Spool actuator, 3-pos. detent | 4(2x), 13, 51, 52, 53, 54(2x), 55 |
| FD | 50 | 393000K896 | Spool actuator FD (complete) | 2 (see page 14), 3, 4(2x), 13, 14, 15 [16, 17], 19 [18(2x), 20, 21, 22(6x), 23], 24(2x), 25 |
| | - | 6760130 | Detent and Friction kit FD | 20, 21, 22(6x), 23 |
| | - | 393000K807 | Spool seal kit, standard | 2 (see page 14), 4(2x) |
| A008 | 59 | 9120079275 | Spool seal kit, low friction | 2 (see page 14), 11(2x), 12(2x) |

ACE, ACP, A020, A044



a) Castrol Entrepreneur Grease

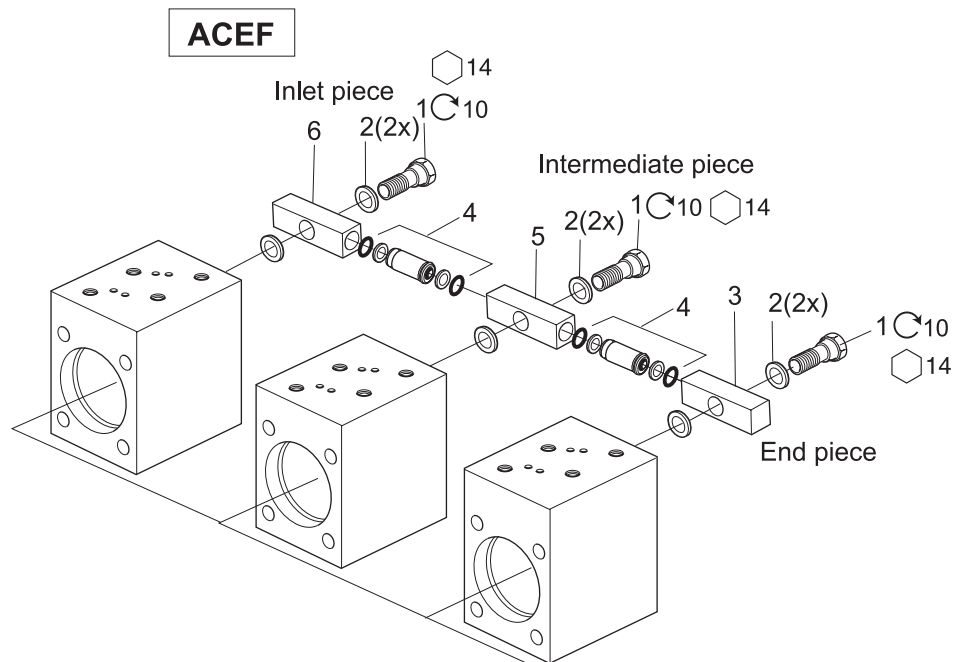
b) Molycote BR2

| See Customer Specification | | | | |
|----------------------------|---------|------------|---------------------------------|--------------------------------------------------------------------------------|
| Code | Pos | Part | Description | Remarks / Items |
| ACP + G | 50 + 04 | 393000K847 | Pneum. proportional actuator | 11(2x), 12(2x), 13, 58, 59, 63, 64, 65, 66, 67, 68(2x), 69, 70, 71(2x), 72, 73 |
| ACP + U | 50 + 04 | 393000K848 | Pneum. proportional actuator | 11(2x), 12(2x), 13, 58, 59, 63, 64, 65, 66, 67, 68(2x), 69, 70, 71(2x), 72, 73 |
| ACP | 50 + 04 | 9120079115 | Seal kit, ACP | 11(2x), 12(2x), 66, 68(2x) |
| ACP + A020 + G | 59 + 04 | 393000K894 | Spool stroke limiting kit | 2, 6(2x), 7(2x), 8, 9, 10, 71(2x), 78, 82 * |
| ACP + A020 + U | 59 + 04 | 393000K895 | Spool stroke limiting kit | 2, 6(2x), 7(2x), 8, 9, 10, 71(2x), 78, 82 * |
| | | | | |
| ACE + G | 50 + 04 | 393000K237 | Electropneum. on-off actuator | 4(2x), 13, 58, 59, 62, 63, 64, 65, 66, 67, 68(2x), 69, 71(2x), 73, 74 |
| ACE + U | 50 + 04 | 393000K238 | Electropneum. on-off actuator | 4(2x), 13, 58, 59, 62, 63, 64, 65, 66, 67, 68(2x), 69, 71(2x), 73, 74 |
| | | | | |
| ACE | - | 393000K808 | Seal kit, ACE | 4(2x), 66, 68(2x) |
| | | | | |
| ACE + A020 + G | 59 + 04 | 393000K892 | Spool stroke limiting kit | 2, 4(2x), 6(2x), 7(2x), 8, 9, 10, 71(2x), 75, 78 ** |
| ACE + A020 + U | 59 + 04 | 393000K893 | Spool stroke limiting kit | 2, 4(2x), 6(2x), 7(2x), 8, 9, 10, 71(2x), 75, 78 ** |
| | | | | |
| ACE + 12 | 50 + 05 | 9123958812 | Solenoid valve, 12 VDC | 76, 77, 79, 80 |
| ACE + 24 | 50 + 05 | 9123958824 | Solenoid valve, 24 VDC | 76, 77, 79, 80 |
| | | | | |
| ACE2 | - | 9120099615 | Seal kit for one solenoid valve | Not shown |
| | | | | |
| A044 | 59 | 393000K872 | Silencer | 81(2x) |
| | | | | |

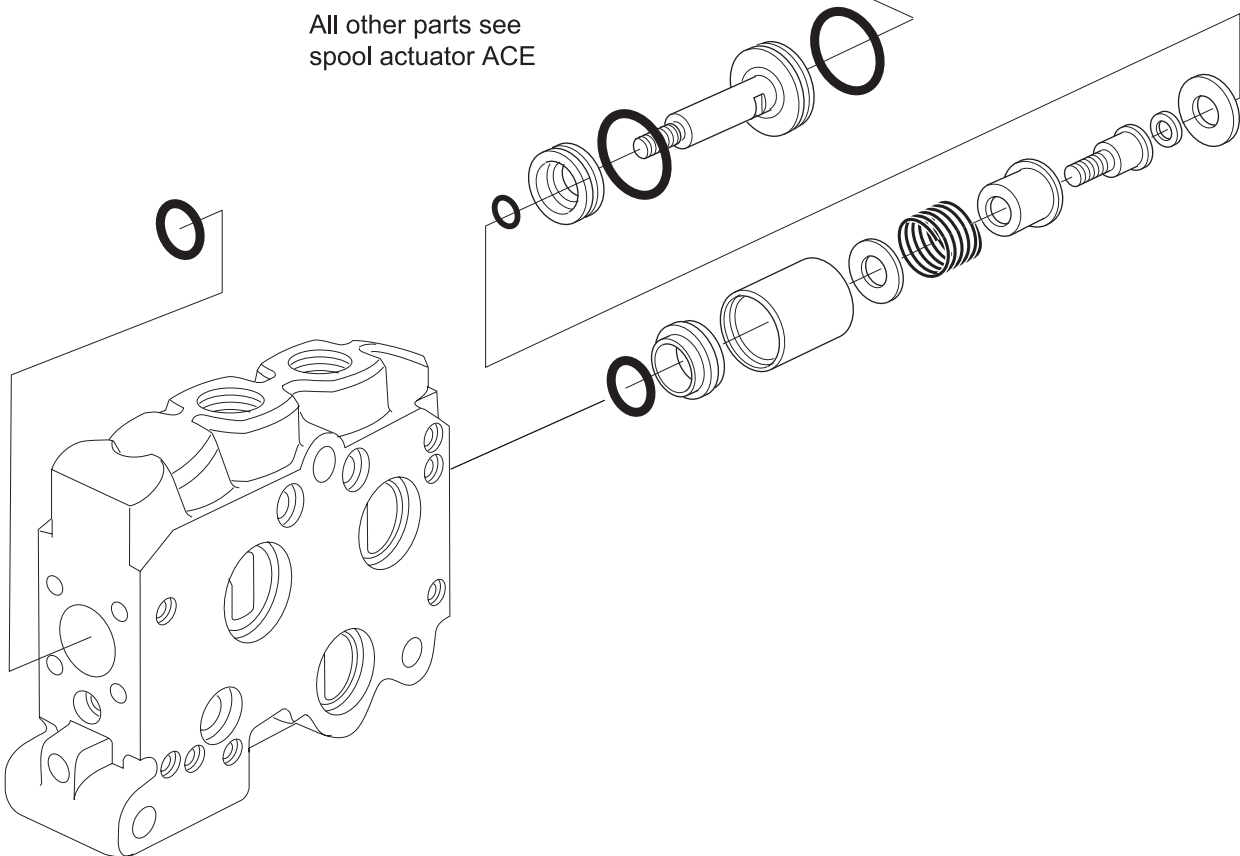
* Kit consists also of Items 2, 6, 7, 8, 9, 10 on page 14

**Kit consists also of Items 2, 4, 6, 7, 8, 9, 10 on page 14

ACEF

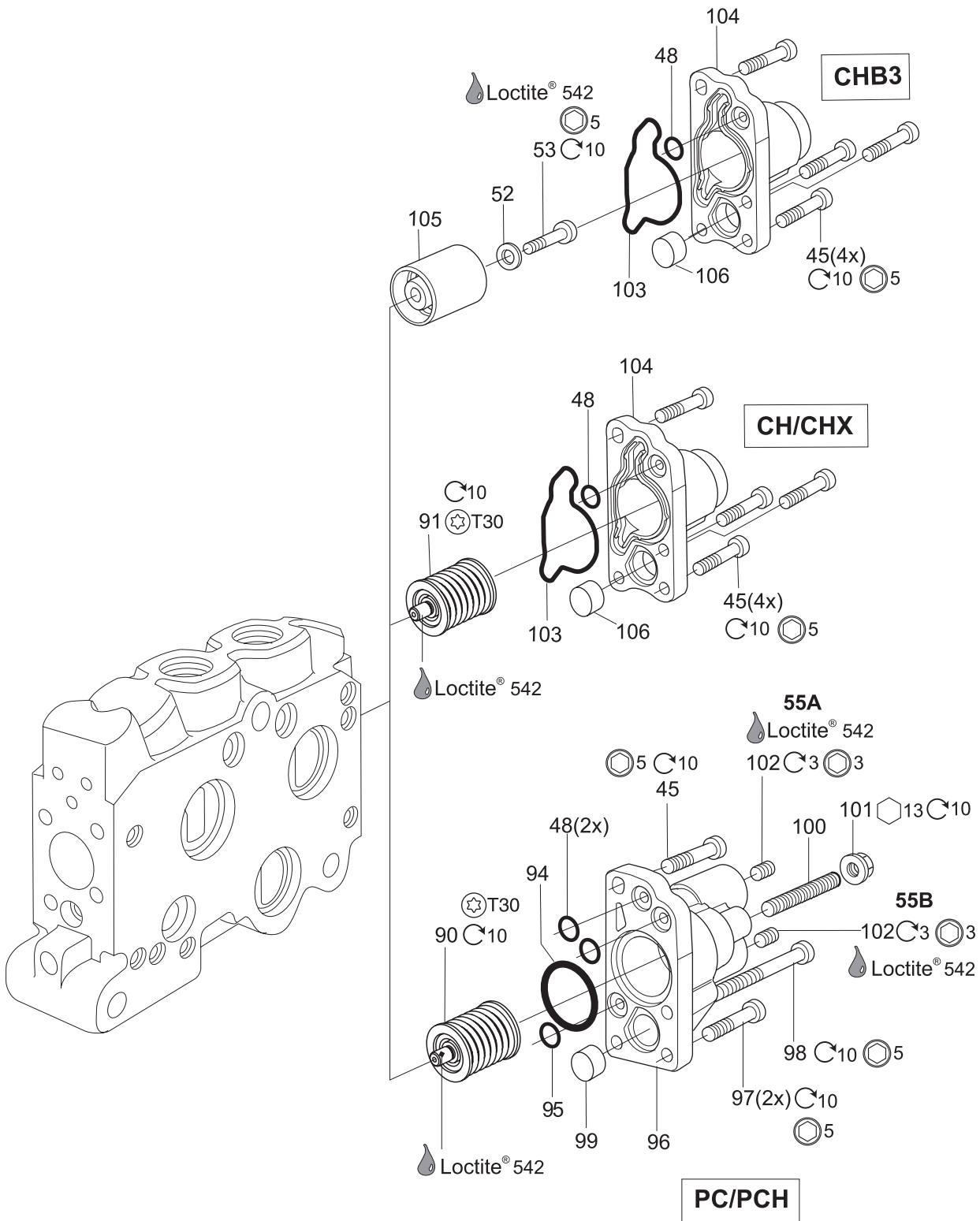


All other parts see
spool actuator ACE



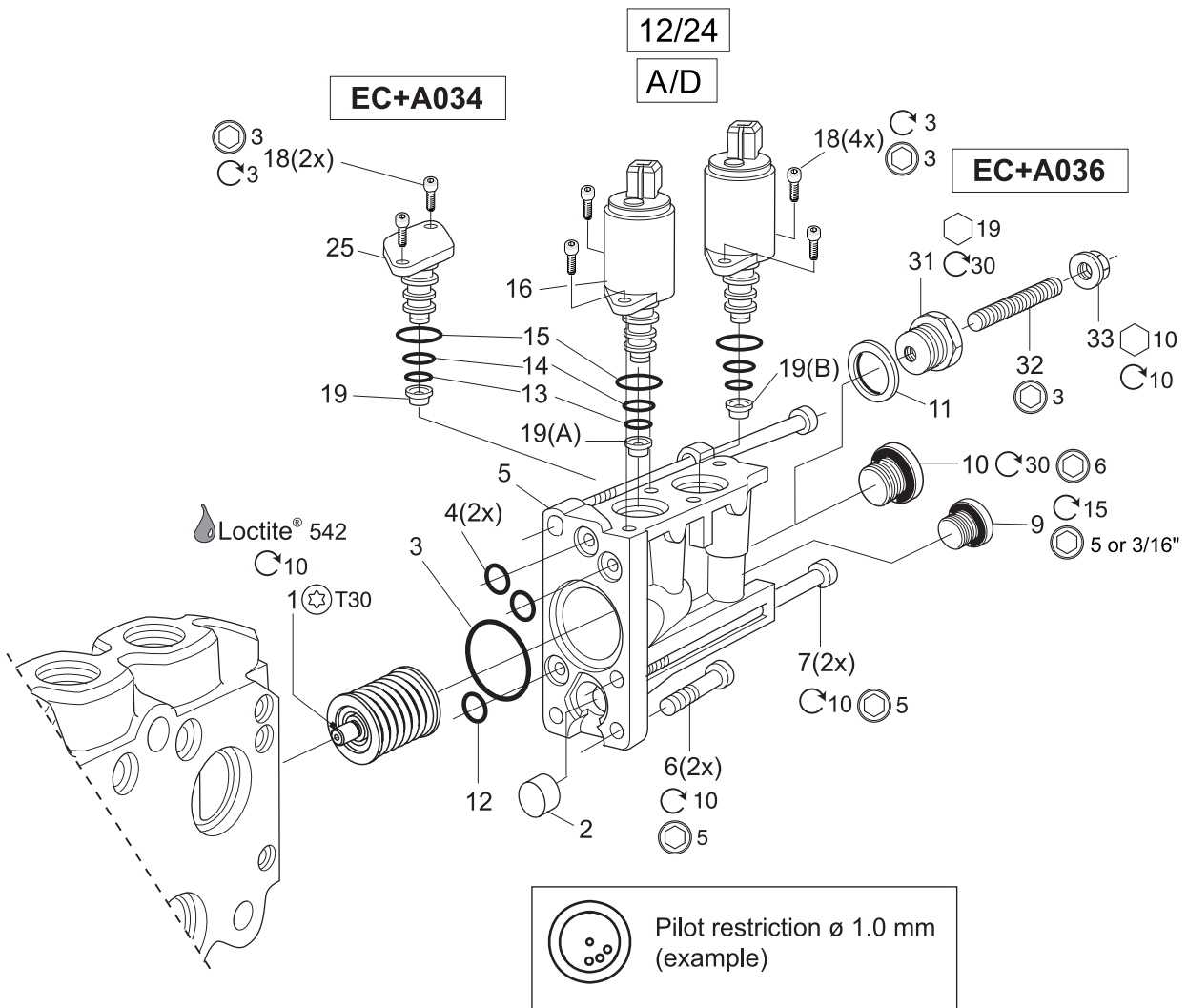
| See Customer Specification | | | | |
|----------------------------|------------|-------------|--------------------------------------|------------------------|
| Code | Pos | Part | Description | Remarks / Items |
| ACEF | 50 + 04 | 393000K855 | Pressure supply, inlet piece, (BSP) | 1, 2(2x), 4, 6 |
| ACEF | 50 + 04 | 393000K856 | Pressure supply, inlet piece, (UNF) | 1, 2(2x), 4, 6 |
| ACEF | | 393000K857 | Pressure supply, intermediate piece | 1, 2(2x), 4, 5 |
| ACEF | | 9120039072 | Pressure supply, endpiece, (BSP/UNF) | 1, 2(2x), 3 |
| ACEF | | 393000K854 | Connection pipe | 4 |
| ACEF | | 6760565 | ACEF banjo fitting | 1, 2(2x) |
| | | | | |

CH, CHX, CHB3, PC, PCH



| See Customer Specification | | | | |
|----------------------------|---------|------------|-----------------------------|---------------------------------------------------|
| Code | Pos | Part | Description | Remarks / Items |
| CH, CHX | 50 | 393000K339 | Cap kit | 45(4x), 48, 103, 104, 106 |
| CH, CHX | - | 393000K844 | Seal kit, cap | 48, 103 |
| CH | 50 | 393000K340 | Spring kit | 91 |
| CHX | 50 | 393000K341 | Spring kit | 91 |
| CHB3 | 50 | 393000K849 | Actuator with 3-pos. detent | 45(4x), 48, 52, 53, 103, 104, 105, 106 |
| CHB3 | - | 393000K844 | Seal kit | 48, 103 |
| PC, PCH | 50 | 393000K343 | Spring kit | 90 |
| PC, PCH + G | 50 + 04 | 393000K239 | Cap kit, (BSP) | 45, 48(2x), 94, 95, 96 [100, 101], 97(2x), 98, 99 |
| PC, PCH + U | 50 + 04 | 393000K240 | Cap kit, (UNF) | 45, 48(2x), 94, 95, 96 [100, 101], 97(2x), 98, 99 |
| PC, PCH | - | 393000K845 | Seal kit | 48(2x), 94, 95, 101 |
| 0,6 | 55A/B | 6760076 | Pilot restriction, ø0.6 | 102 (5 pcs in kit) |
| 0,8 | 55A/B | 6760102 | Pilot restriction, ø0.8 | 102 (5 pcs in kit) |
| 1,0 | 55A/B | 6760104 | Pilot restriction, ø1.0 | 102 (5 pcs in kit) |
| 1,2 | 55A/B | 6760106 | Pilot restriction, ø1.2 | 102 (5 pcs in kit) |
| 1,4 | 55A/B | 6760108 | Pilot restriction, ø1.4 | 102 (5 pcs in kit) |
| A016 + G | 50 + 04 | 393000K748 | Cap kit, BSP | Not shown |
| A016 + U | 50 + 04 | 393000K749 | Cap kit, UNF | Not shown |

EB, EBH, EBHL, EC, ECH, ECHL, ECP, ECS, ECSP, A, D, 12, 24, A034, A036



| See Customer Specification | | | | |
|--------------------------------|----------|------------|--------------------------------|-------------------------------------------------------------|
| Code | Pos | Part | Description | Remarks / Items |
| EC,ECH,EB,EBH,ECP,ECS,ECSP | 50 | 393000K343 | Spring kit, std (5.5-15) bar | 1 |
| ECHL, EBHL | 50 | 393000K342 | Spring kit, Light (5.5-11) bar | 1 |
| EC,ECH,EB,EBH,ECP,ECS,ECSP + G | 50 + 04 | 393000K151 | Cap kit, (BSP) | 2, 3, 4(2x), 5, 6(2x), 7(2x), 10, 12, 18(4x) |
| EC,ECH,EB,EBH,ECP,ECS,ECSP + U | 50 + 04 | 393000K152 | Cap kit, (UNF) | 2, 3, 4(2x), 5, 6(2x), 7(2x), 9, 10, 12, 18(4x) |
| A036 + G | 59 + 04 | 6760781 | Cap kit A036, (BSP) | 2, 3, 4(2x), 5, 6(2x), 7(2x), 9, 11, 12, 18(4x), 31, 32, 33 |
| EC,ECH,EB,EBH,ECP,ECS,ECSP + G | 50 + 04 | 393000K846 | Seal kit (BSP) | 3, 4(2x), 10, 12 |
| EC,ECH,EB,EBH,ECP,ECS,ECSP + U | 50 + 04 | 393000K871 | Seal kit (UNF) | 3, 4(2x), 9, 10, 12 |
| A034 | 89A/89B | 393000K984 | Blocking plug PVC25 | 25 [13, 14, 15], 18(2x), 19 |
| A036 | 59 | 393000K036 | Spool stroke limiting kit | 11, 31, 32, 33 |
| A023 | 59 | 393000K859 | Spring kit, (8-24) bar | 1 |
| A063 | 59 | 6763031 | Spring kit, (7-26) bar | 1 |
| A064 | 59 | 6760645 | Spring kit, (6.5-20) bar | 1 |
| A107 | 59 | 6760264 | Spring kit, (6.5-17) bar | 1 |
| A259 | 59 | 398000K023 | Spring kit, (6.5-15) bar | 1 (Stroke limited spring pack, 5,3 mm) |
| EC,ECH,EB,EBH,ECP,ECS,ECSP | 50 | - | Plug VST11/4EDCF | 10 |
| EC*, EB*/ A036 + U | 50/59+04 | - | Plug 4HP5ON-S | 9 |
| A036 + G | 59 + 04 | - | Plug VST11/8EDCF | 9 |

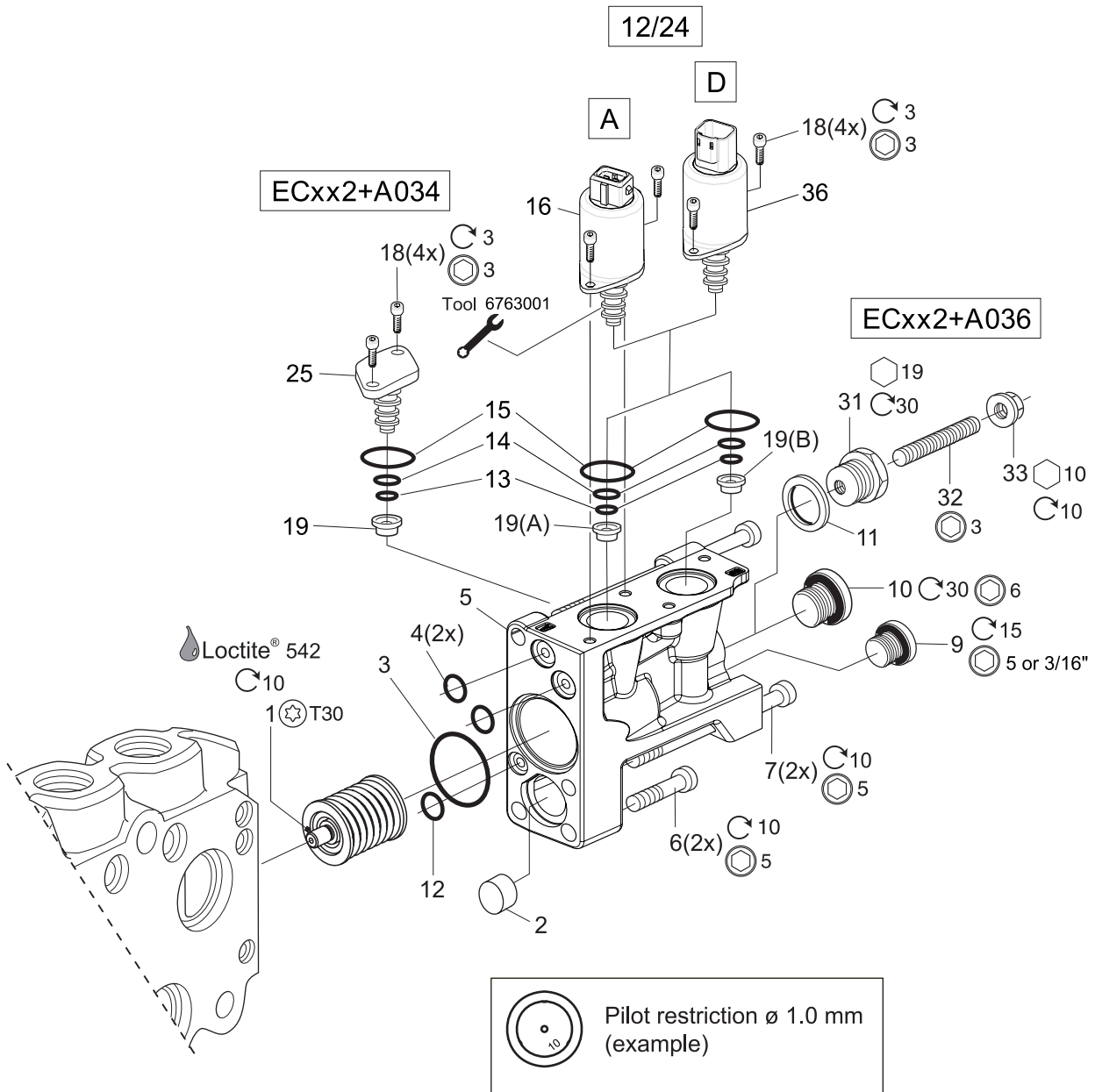
| Code | Pos | Part | Description | Remarks / Items |
|---------|-----------------|------------|----------------------------------------|--------------------------------------------------------|
| b)+12+A | 50/59+05+56A/B | 393000M012 | PVC25 solenoid valve, 12VDC | 16, 18(2x), 19 Man. override, air bleed, AMP conn. |
| b)+24+A | 50/59+05+56A/B | 393000M024 | PVC25 solenoid valve, 24VDC | 16, 18(2x), 19 Man. override, air bleed, AMP conn. |
| c)+12+D | 50 + 05 + 56A/B | 393000D012 | PVC25 solenoid valve, 12VDC | 16, 18(2x), 19 No man. overr. no air bleed, Deutsch c. |
| c)+24+D | 50 + 05 + 56A/B | 393000D024 | PVC25 solenoid valve, 24VDC | 16, 18(2x), 19 No man. overr. no air bleed, Deutsch c. |
| c)+12+A | 50 + 05 + 56A/B | 393000N012 | PVC25 solenoid valve, 12VDC | 16, 18(2x), 19, No man. overr. no air bleed, AMP c. |
| c)+24+A | 50 + 05 + 56A/B | 393000N024 | PVC25 solenoid valve, 24VDC | 16, 18(2x), 19, No man. overr. no air bleed, AMP c. |
| b), c) | 50 | 393000K813 | Seal kit, PVC | 13, 14, 15 (Kit for 1 solenoid valve) |
| b) | 50 | 393000K858 | Air-bleed screw set | (For 2 solenoid valves) |
| 2,0 | 55A/B | 6760090 | Pilot orifice ø2.0, marking: 9 spots | 19, (earlier marked black) (5 pcs in kit) |
| 1,5 | 55A/B | 6760089 | Pilot orifice ø1.5, marking: 8 spots | 19, (earlier marked blue) (5 pcs in kit) |
| 1,4 | 55A/B | 6760088 | Pilot orifice ø1.4, marking: 7 spots | 19, (earlier marked green/white) (5 pcs in kit) |
| 1,3 | 55A/B | 6760087 | Pilot orifice ø1.3, marking: 6 spots | 19, (earlier marked orange) (5 pcs in kit) |
| 1,2 | 55A/B | 6760086 | Pilot orifice ø1.2, marking: 5 spots | 19, (earlier marked yellow) (5 pcs in kit) |
| 1,1 | 55A/B | 6760085 | Pilot orifice ø1.1, marking: 4 spots | 19, (earlier marked red) (5 pcs in kit) |
| 1,0 | 55A/B | 6760084 | Pilot orifice ø1.0, marking: 3 spots | 19, (earlier marked green) (5 pcs in kit) |
| 0,9 | 55A/B | 6760083 | Pilot orifice ø0.9, marking: 10 spots | 19, (earlier marked red/white) (5 pcs in kit) |
| 0,8 | 55A/B | 6760082 | Pilot orifice ø0.8, marking: 2 spots | 19, (earlier marked white) (5 pcs in kit) |
| 0,7 | 55A/B | 6760081 | Pilot orifice ø0.7, marking: 12 spots | 19, (earlier marked black/red) (5 pcs in kit) |
| 0,6 | 55A/B | 6760080 | Pilot orifice ø0.6, marking: 1 spot | 19, (earlier marked brown) (5 pcs in kit) |
| 0,45 | 55A/B | 6760079 | Pilot orifice ø0.45, marking: 11 spots | 19, (earlier marked blue/white) (5 pcs in kit) |

b) EC, ECP, ECH/A096, ECHL/A096;

c) ECH, ECHL, ECS, ECSP

Spool Actuators, Side B

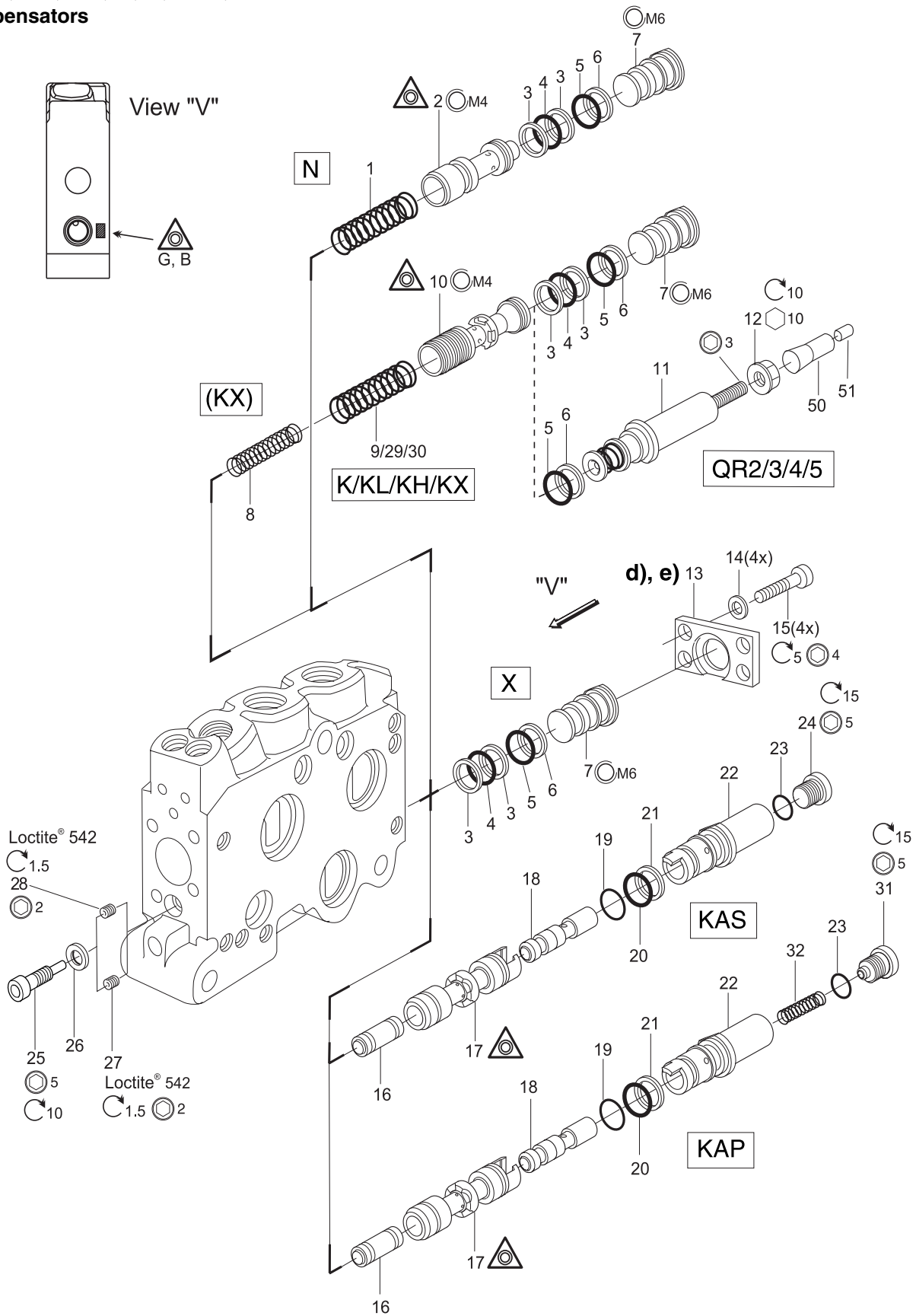
EC2, ECH2, ECHL2, ECS2, ECP2, ECSP2, A, D, 12, 24, A034, A036



Spool Actuators, Side B

| See Customer Specification | | | | |
|-----------------------------------|--------------|------------|--------------------------------|-------------------------------------------------------------|
| Code | Pos | Part | Description | Remarks / Items |
| EC2, ECH2, ECS2, ECP2, ECSP2 | 50 | 393000K343 | Spring kit, std (5.5-15) bar | 1 |
| ECHL2 | 50 | 393000K342 | Spring kit, Light (5.5-11) bar | 1 |
| ECxx2 + G | 50 + 04 | 6763033 | Cap kit ECxx2, B-side, (BSP) | 2, 3, 4(2x), 5, 6(2x), 7(2x), 10, 12, 18(4x) |
| ECxx2 + U | 50 + 04 | 6761071 | Cap kit ECxx2, B-side, (UNF) | 2, 3, 4(2x), 5, 6(2x), 7(2x), 9, 10, 12, 18(4x) |
| A036 + EC2, ECS2, ECP2, ECSP2 + G | 59 + 50 + 04 | 6763032 | Cap kit A036, (BSP) | 2, 3, 4(2x), 5, 6(2x), 7(2x), 9, 11, 12, 18(4x), 31, 32, 33 |
| ECxx2 + G | 50 + 04 | 393000K846 | Seal kit (BSP) | 3, 4(2x), 10, 12 |
| ECxx2 + U | 50 + 04 | 393000K871 | Seal kit (UNF) | 3, 4(2x), 9, 10, 12 |
| A034 | 89A/89B | 6761087 | Blocking plug PS25 | 25 [13, 14, 15], 18(2x), 19 |
| A036 | 59 | 393000K036 | Spool stroke limiting kit | 11, 31, 32, 33 |
| ECxx2 | 50 | - | Plug VST11/4EDCF | 10 |
| ECxx2/A036 + U | 50/59 + 04 | - | Plug 4HP5ON-S | 9 |
| A036 + G | 59 + 04 | - | Plug VST11/8EDCF | 9 |
| ECS2,ECSP2,ECH2,ECHL2+12+A | 50+05+56 | 6763059 | PS25 solenoid valve, 12VDC | 16 [13, 14, 15], 18(2x), 19 No man. override. |
| ECS2,ECSP2,ECH2,ECHL2+24+A | 50+05+56 | 6763060 | PS25 solenoid valve, 24VDC | 16 [13, 14, 15], 18(2x), 19 No man. override. |
| ECS2,ECSP2,ECH2,ECHL2+12+D | 50+05+56 | 6763061 | PS25 solenoid valve, 12VDC | 16 [13, 14, 15], 18(2x), 19 No man. override. |
| ECS2,ECSP2,ECH2,ECHL2+24+D | 50+05+56 | 6763062 | PS25 solenoid valve, 24VDC | 16 [13, 14, 15], 18(2x), 19 No man. override. |
| EC2, ECP2 + 12 + A | 50+05+56 | 6761084 | PS25MO solenoid valve, 12VDC | 16 [13, 14, 15], 18(2x), 19 Man. override. |
| EC2, ECP2 + 24 + A | 50+05+56 | 6761085 | PS25MO solenoid valve, 24VDC | 16 [13, 14, 15], 18(2x), 19 Man. override. |
| ECxx2 | 50 | 6760507 | Seal kit PS25 | 13, 14, 15 (5 pcs in kit) |
| ECxx2 + 2,0 | 50+55A/55B | 398000K603 | Pilot orifice Ø2.0, marked 2 | 19 (5 pcs in kit) |
| ECxx2 + 1,5 | 50+55A/55B | 6760325 | Pilot orifice Ø1.5, marked 15 | 19 (5 pcs in kit) |
| ECxx2 + 1,3 | 50+55A/55B | 6760806 | Pilot orifice Ø1.3, marked 13 | 19 (5 pcs in kit) |
| ECxx2 + 1,2 | 50+55A/55B | 398000K604 | Pilot orifice Ø1.2, marked 12 | 19 (5 pcs in kit) |
| ECxx2 + 1,1 | 50+55A/55B | 6760805 | Pilot orifice Ø1.1, marked 11 | 19 (5 pcs in kit) |
| ECxx2 + 1,0 | 50+55A/55B | 6760804 | Pilot orifice Ø1.0, marked 10 | 19 (5 pcs in kit) |
| ECxx2 + 0,9 | 50+55A/55B | 398000K602 | Pilot orifice Ø0.9, marked 9 | 19 (5 pcs in kit) |
| ECxx2 + 0,8 | 50+55A/55B | 6760326 | Pilot orifice Ø0.8, marked 8 | 19 (5 pcs in kit) |
| ECxx2 + 0,7 | 50+55A/55B | 6760803 | Pilot orifice Ø0.7, marked 7 | 19 (5 pcs in kit) |
| ECxx2 + 0,6 | 50+55A/55B | 398000K601 | Pilot orifice Ø0.6, marked 6 | 19 (5 pcs in kit) |






















**K, KL, KX, KH, N, X, KAP, KAS
 Compensators**



| See Customer Specification | | | | |
|----------------------------|-------------|------------|---------------------------------------|-------------------------------------------------|
| Code | Pos | Part | Description | Remarks / Items |
| K | 66 | 393000K169 | Compensator kit, size Blue | 9, 10, 7 [3(2x), 4, 5, 6], 25, 26 |
| K | 66 | 393000K469 | Compensator kit, size Green | 9, 10, 7 [3(2x), 4, 5, 6], 25, 26 |
| K | 66 | 6760767 | Spring kit, K | 9 |
| KL | 66 | 393000K209 | Compensator kit, size Blue | 29, 10, 7 [3(2x), 4, 5, 6], 25, 26 |
| KL | 66 | 393000K409 | Compensator kit, size Green | 29, 10, 7 [3(2x), 4, 5, 6], 25, 26 |
| KL | 66 | 6760768 | Spring kit, KL | 29 |
| KH | 66 | 393000K505 | Compensator kit, size Blue | 30, 10, 7 [3(2x), 4, 5, 6], 25, 26 |
| KH | 66 | 393000K506 | Compensator kit, size Green | 30, 10, 7 [3(2x), 4, 5, 6], 25, 26 |
| KH | 66 | 6760769 | Spring kit, KH | 30 |
| KX | 66 | 393000K616 | Compensator kit, size Blue | 8, 30, 10, 7 [3(2x), 4, 5, 6], 25, 26 |
| KX | 66 | 393000K617 | Compensator kit, size Green | 8, 30, 10, 7 [3(2x), 4, 5, 6], 25, 26 |
| KX | 66 | 6760770 | Spring kit, KX | 8, 30 |
| 0,45 | 67 | 6760093 | Restrictor \varnothing 0.45 mm (K*) | 27 (5 pcs in kit) |
| 0,6 | 67 | 6760094 | Restrictor \varnothing 0.6 mm (K*) | 27 (5 pcs in kit) |
| 0,8 | 67 | 6760096 | Restrictor \varnothing 0.8 mm (K*) | 27 (5 pcs in kit) |
| 1,0 | 67 | 6760097 | Restrictor \varnothing 1.0 mm (K*) | 27 (5 pcs in kit) |
| / + N, X | 67 + 66 | - | Screw P6SS M4 x 5, ISO 4026 | 28 (Not at "POT" in pos. 47 and "/" in pos. 66) |
| N | 66 | 393000K170 | Supply check valve kit, size Blue | 1, 2, 7 [3(2x), 4, 5, 6], 25, 26, 28 |
| N | 66 | 393000K470 | Supply check valve kit, size Green | 1, 2, 7 [3(2x), 4, 5, 6], 25, 26, 28 |
| N | 66 | 6760771 | Spring kit, N | 1 |
| K, KL, KH, KX, N, X | - | 393000K811 | Seal kit, K/KL/KH/KX/N/X | 3(2x), 4, 5, 6 |
| KAP | 66 | 6760593 | Compensator KAP, size Blue | 16, 17, 18, 22 [19, 20, 21], 23, 25, 26, 31, 32 |
| KAP | 66 | 6760592 | Compensator KAP, size Green | 16, 17, 18, 22 [19, 20, 21], 23, 25, 26, 31, 32 |
| KAS | 66 | 393000K865 | Compensator KAS, size Blue | 16, 17, 18, 22 [19, 20, 21], 23, 24, 25, 26 |
| KAS | 66 | 393000K866 | Compensator KAS, size Green | 16, 17, 18, 22 [19, 20, 21], 23, 24, 25, 26 |
| KAP, KAS | 66 | 393000K908 | Seal kit KAP/KAS | 19, 20, 21, 23, 26 |
| KAS | 66 | 6760040 | Plug (O-ring) 1/8" BSP | 24 [23] |
| QR2/3/4/5, K | 82 + 66 | 393000K233 | Flow reducing kit for K | 11 [5, 6, 12] |
| QR2/3/4/5, KL | 82 + 66 | 393000K234 | Flow reducing kit for KL | 11 [5, 6, 12] |
| QR2/3/4/5 | - | 393000K860 | Seal kit, QR2/3/4/5 | 5, 6, 12 |
| QR2/3/4/5 | - | 393000K852 | Sealing kit | 50, 51 |
| X | 66 | 393000K171 | Plug, X | 7 [3(2x), 4, 5, 6], 25, 26, 28 |
| /, K, KL, KH, KX, N, X | 66 | 6760280 | Plug kit M6x12 | 25, 26 (Not at "POT" in pos. 47) |
| Cover d) | 50 + 82, 66 | 6760793 | Cover | 13, 14(4x), 15(4x) |
| Cover e) | 50 | 393000K172 | Cover | 13, 14(4x), 15(4x) |

d) (ACE, ACEF, ACP) + (QR2/3/4/5, KAP/KAS);

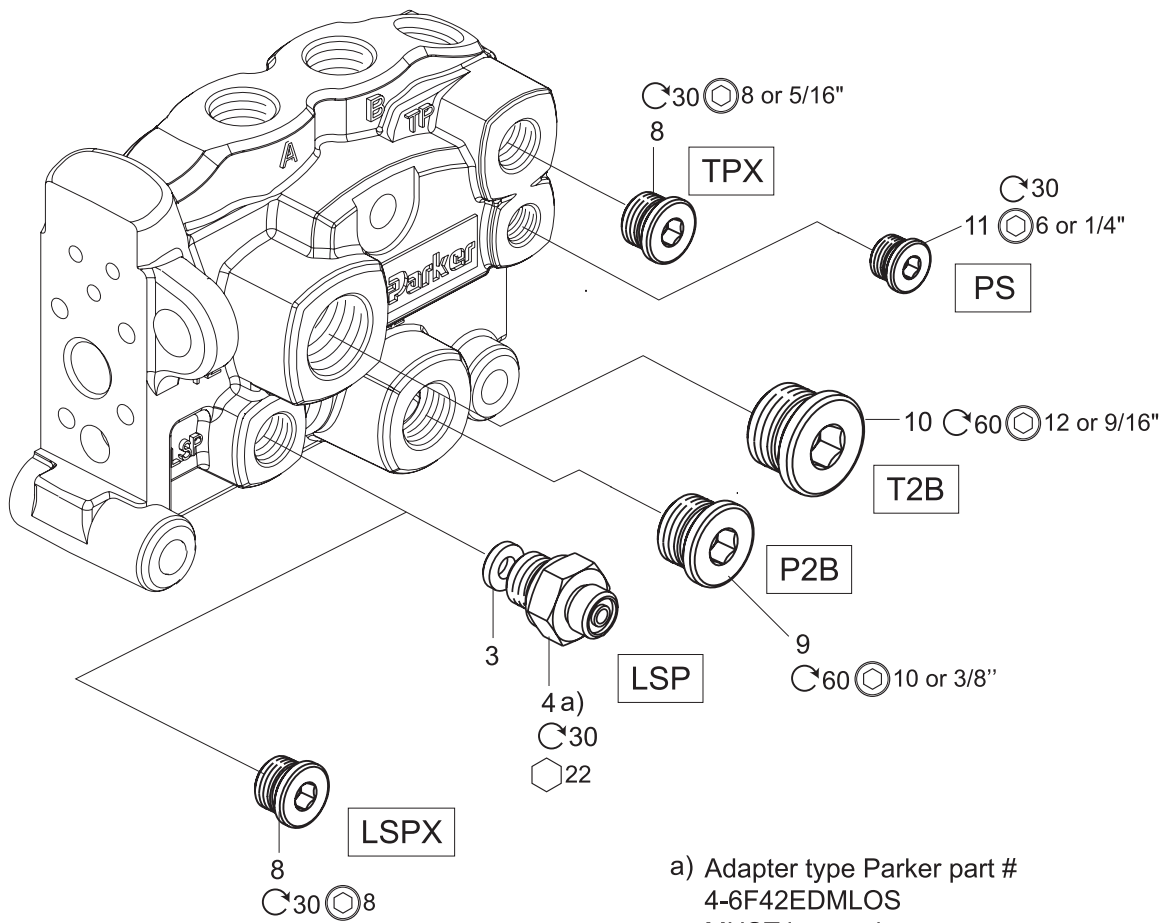
e) C, B3, ACE, ACEF, ACP, FD.

| See Customer Specification | | | | | |
|----------------------------|---------|-------------|--------------|-----------------------------------------------------|-----------------------------------------------------------------------------------------------|
| Code | Pos | Part #, std | Part #, A005 | Description | Remarks / Items |
| 25 | 76A/76B | 393000U052 | 393000U053 | Port relief valve, PLC053- 25-10, (bar at 10 l/min) | 11 [10]  |
| 32 | 76A/76B | 6760472 | 6760471 | Port relief valve, PLC053- 32-10 | 11 [10]  |
| 50 | 76A/76B | 393000K176 | 393000K558 | Port relief valve, PLC053- 50-10 | 11 [10]  |
| 63 | 76A/76B | 393000K177 | 393000K559 | Port relief valve, PLC053- 63-10 | 11 [10]  |
| 80 | 76A/76B | 393000K178 | 393000K560 | Port relief valve, PLC053- 80-10 | 11 [10]  |
| 100 | 76A/76B | 393000K179 | 393000K561 | Port relief valve, PLC053-100-10 | 11 [10]  |
| 125 | 76A/76B | 393000K180 | 393000K562 | Port relief valve, PLC053-125-10 | 11 [10]  |
| 140 | 76A/76B | 393000K181 | 393000K563 | Port relief valve, PLC053-140-10 | 11 [10]  |
| 160 | 76A/76B | 393000K182 | 393000K564 | Port relief valve, PLC053-160-10 | 11 [10]  |
| 175 | 76A/76B | 393000K183 | 393000K565 | Port relief valve, PLC053-175-10 | 11 [10]  |
| 190 | 76A/76B | 393000K184 | 393000K566 | Port relief valve, PLC053-190-10 | 11 [10]  |
| 210 | 76A/76B | 393000K185 | 393000K567 | Port relief valve, PLC053-210-10 | 11 [10]  |
| 230 | 76A/76B | 393000K186 | 393000K568 | Port relief valve, PLC053-230-10 | 11 [10]  |
| 240 | 76A/76B | 393000K134 | 398000K249 | Port relief valve, PLC053-240-10 | 11 [10]  |
| 250 | 76A/76B | 393000K187 | 393000K569 | Port relief valve, PLC053-250-10 | 11 [10]  |
| 260 | 76A/76B | 393000K188 | 393000K570 | Port relief valve, PLC053-260-10 | 11 [10]  |
| 270 | 76A/76B | 393000U223 | 393000U225 | Port relief valve, PLC053-270-10 | 11 [10]  |
| 280 | 76A/76B | 393000K189 | 393000K571 | Port relief valve, PLC053-280-10 | 11 [10]  |
| 300 | 76A/76B | 393000K190 | 393000K572 | Port relief valve, PLC053-300-10 | 11 [10]  |
| 320 | 76A/76B | 393000K191 | 393000K573 | Port relief valve, PLC053-320-10 | 11 [10]  |
| 350 | 76A/76B | 393000K192 | 393000K574 | Port relief valve, PLC053-350-10 | 11 [10]  |
| | - | 6760445 | 6760445 | Seal kit PLC053, N2, X2 | 10 (5 pcs in kit) |

| Code | Pos | Part | Description | Remarks / Items |
|---------------------|---------|------------|--------------------------|---------------------------------|
| N2 | 76A/76B | 393000K194 | Check valve | 14 [10] |
| X2 | 76A/76B | 393000K193 | Plug kit, X2 | 15 [10] |
| Y2 | 76A/76B | 393000K195 | Plug kit, Y2 | 7 [8, 9, 10] |
| Y2 | 76A/76B | 393000K818 | Seal kit, Y2 | 8, 9, 10 |
| EA*,EB* | 60 | - | Plug "E" VST11/2EDCF | 12 |
| EA*,EB* | 60 | - | Plug "E" 10HP5ON-S | 12 |
| *T*,*A*, *B*,*C* | 47 | 393000K817 | Supply pressure reducer | 3 [1, 2, 4], 5, 6 |
| | 47 | 393000K831 | Gasket kit | 1, 2, 4 |
| | 47 | 393000K852 | Sealing set | 5, 6 |
| A1B | 81 | 393000K627 | Individual LS connection | 16, 17, 21, 22 |
| A1B2 | 81 | 393000K624 | Individual LS connection | 16, 17, 21, 22, 23, 24 |
| A1B3 | 81 | 393000K196 | Individual LS connection | 16, 17, 21, 22, 23, 24 |
| A2B | 81 | 393000K197 | Individual LS connection | 16, 17, 21, 22 |
| A2B2 | 81 | 393000K198 | Individual LS connection | 16, 17, 21, 22, 23, 24 |
| A2B3 | 81 | 393000K625 | Individual LS connection | 16, 17, 21, 22, 23, 24 |
| AB | 81 | 393000K199 | Individual LS connection | 16, 17 |
| AB2 | 81 | 393000K284 | Individual LS connection | 16, 17, 23, 24 |
| AB3 | 81 | 393000K626 | Individual LS connection | 16, 17, 23, 24 |
| A1B1 | 81 | 393000K271 | Individual LS connection | 16, 17, 21, 23, 24 |
| A3B3 | 81 | 393000K272 | Individual LS connection | 16, 17, 21, 23, 24 |
| A*B* + G | 81 + 04 | 393000K828 | Plug kit, (BSP) | 19(2x), 20(2x) |
| A*B* + U | 81 + 04 | - | Plug 4HP5ON-S | 19(2x) |
| A*B* + G | 81 + 04 | 6760627 | Adapter 1/8 BSP | 18 (2x/section), 20(2x/section) |
| A*B* + U | 81 + 04 | 6760628 | Adapter 7/16-20 UNF | 18 (2x/section), 20(2x/section) |

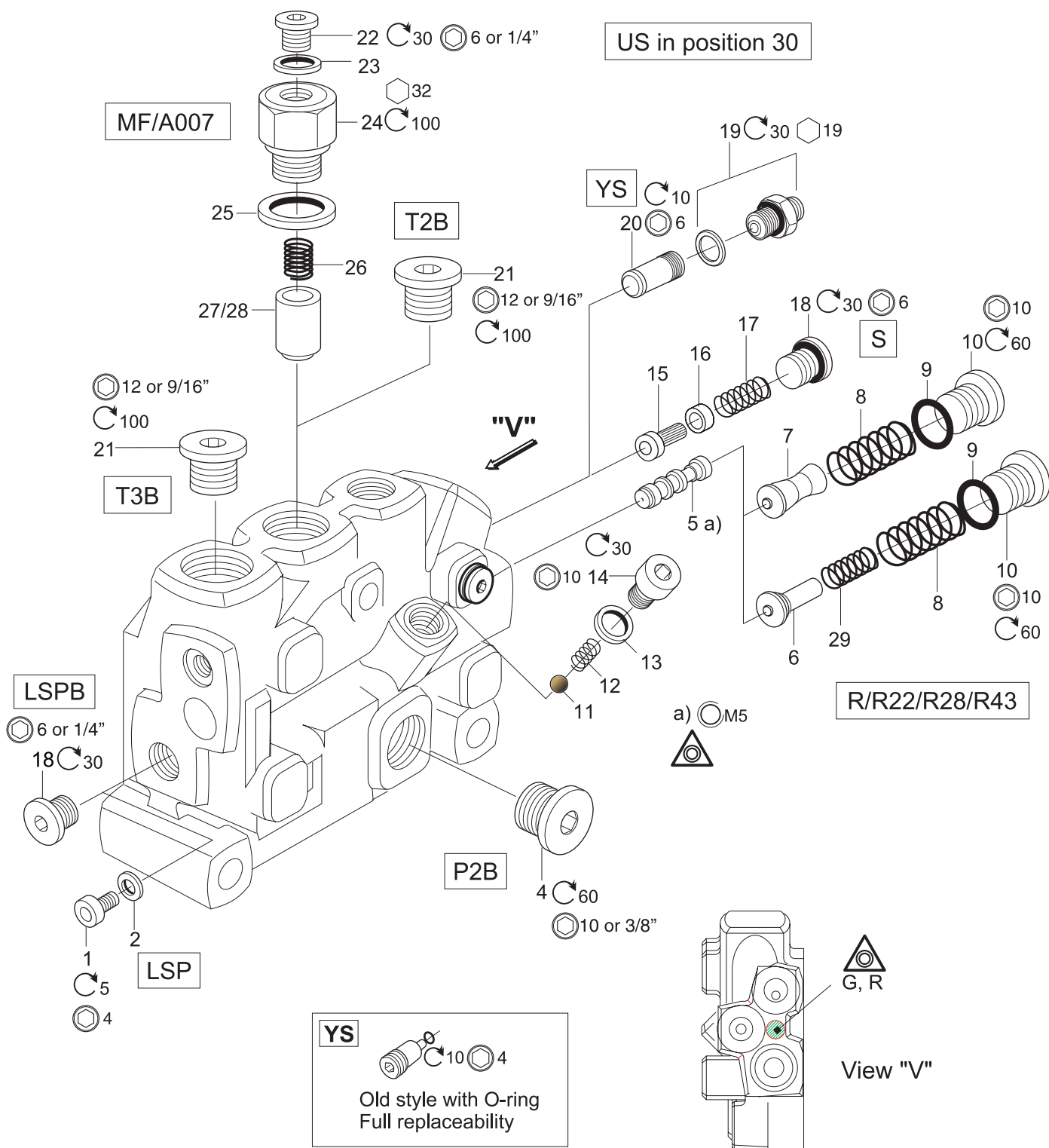
T2B, P2B, PS, LSP, TPX, LSPX

MUxx in position 30



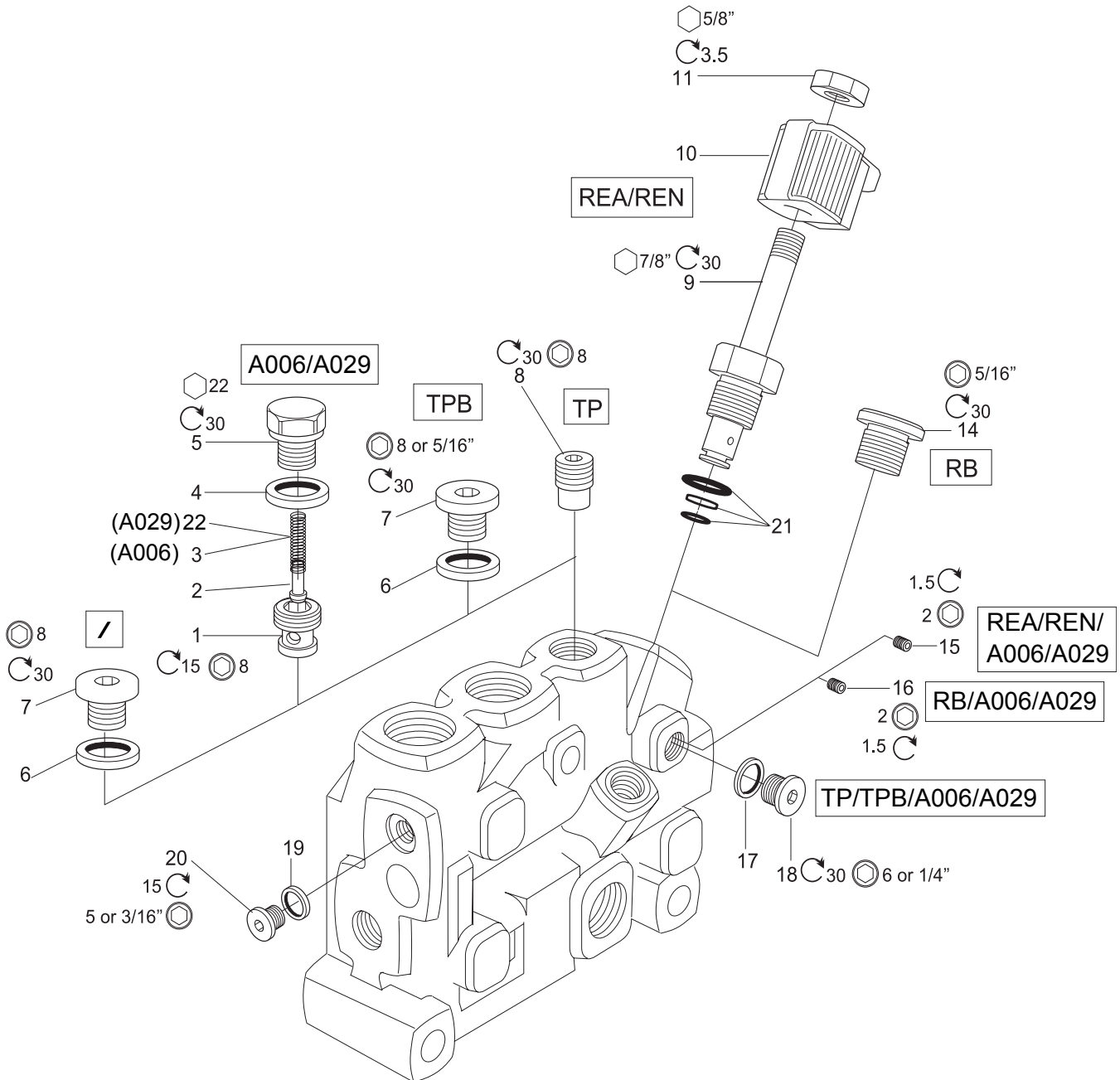
| See Customer Specification | | | | |
|----------------------------|------------|-------------|------------------------------|----------------------------------|
| Code | Pos | Part | Description | Remarks / Items |
| LSP | 31 | 393000K923 | Open LS port | 3, 4 |
| LSP | 31 | - | Nipple 4-6F42EDMLOS | 4 |
| LSPX | 31 | - | Plug VSTI3/8EDCF in LSP port | 8 N.B. Can not be rebuilt to LSP |
| P2B + G | 32 + 04 | - | Plug VSTI1/2EDCF in P2 port | 9 |
| P2B + U | 32 + 04 | - | Plug 10HP5ON-S in P2 port | 9 |
| T2B + G | 33 + 04 | - | Plug VSTI3/4EDCF in T2 port | 10 |
| T2B + U | 33 + 04 | - | Plug 12HP5ON-S in T2 port | 10 |
| PS + G | 37 + 04 | - | Plug VSTI1/4EDCF in PS port | 11 |
| PS + U | 37 + 04 | - | Plug 6HP5ON-S in PS port | 11 |
| TPX + G | 40 + 04 | - | Plug VSTI3/8EDCF in TP port | 8 |
| TPX + U | 40 + 04 | - | Plug 8HP5ON-S in TP port | 8 |

LSP, LSPB, P2B, T2B, T3B, MF, R, S, YS, A007



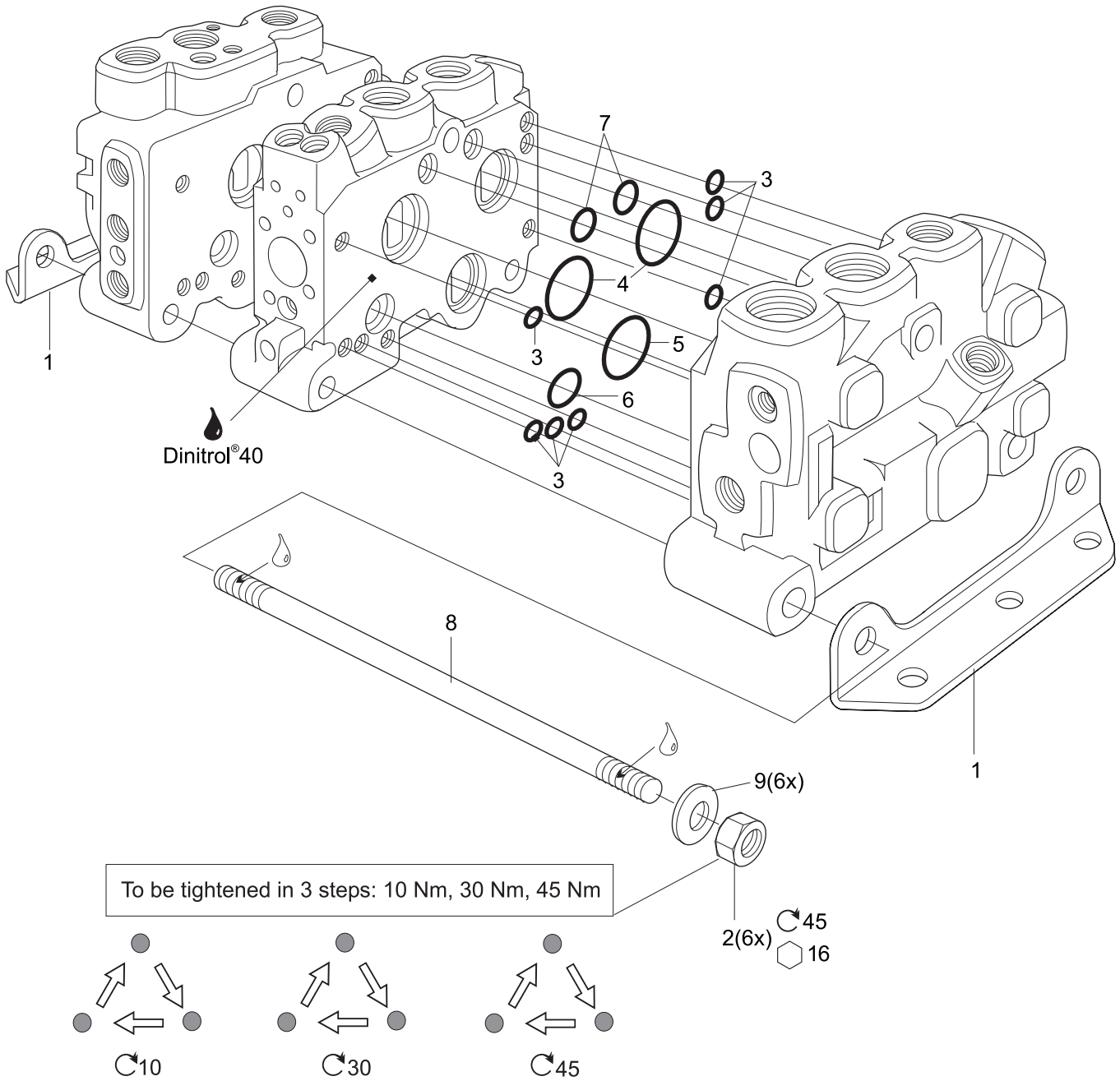
| See Customer Specification | | | | |
|----------------------------|------------|------------|------------------------------------------|------------------------------------|
| Code | Pos | Part | Description | Remarks / Items |
| LSP | 31 | 393000K055 | LS port open | 1, 2 |
| LSPB + G | 31 + 04 | - | Plug VST11/4EDCF | 18 |
| LSPB + U | 31 + 04 | - | Plug 6HP5ON-S | 18 |
| P2B + G | 32 + 04 | - | Plug VST11/2EDCF | 4 |
| P2B + U | 32 + 04 | - | Plug 10HP5ON-S | 4 |
| T2B, T3B + G | 33/34 + 04 | - | Plug VST13/4EDCF | 21 |
| T2B, T3B + U | 33/34 + 04 | - | Plug 12HP5ON-S | 21 |
| MF + G | 33 + 04 | 393000K067 | Counter press. valve, (BSP) | 22, 23, 24, 25, 26, 27 |
| MF + U | 33 + 04 | 393000K068 | Counter press. valve, (UNF) | 22, 24, 25, 26, 27 |
| A007 + G | 33 + 04 | 393000K602 | (MF with drainage, BSP) | 22, 23, 24, 25, 26, 28 |
| A007 + U | 33 + 04 | 393000K603 | (MF with drainage, UNF) | 22, 24, 25, 26, 28 |
| R | 37 | 393000K073 | Pilot supply reducer, size Green, 35 bar | 5, 7, 8, 9, 10, 11, 12, 13, 14 |
| R | 37 | 393000K473 | Pilot supply reducer, size Red, 35 bar | 5, 7, 8, 9, 10, 11, 12, 13, 14 |
| R22 | 37 | 393000K537 | Pilot supply reducer, size Green, 22 bar | 5, 7, 8, 9, 10, 11, 12, 13, 14 |
| R22 | 37 | 393000K538 | Pilot supply reducer, size Red, 22 bar | 5, 7, 8, 9, 10, 11, 12, 13, 14 |
| R28 | 37 | 6760505 | Pilot supply reducer, size Green, 28 bar | 5, 7, 8, 9, 10, 11, 12, 13, 14 |
| R28 | 37 | 6760504 | Pilot supply reducer, size Red, 28 bar | 5, 7, 8, 9, 10, 11, 12, 13, 14 |
| R43 | 37 | 393000U150 | Pilot supply reducer size Green, 43 bar | 5, 6, 8, 9, 10, 11, 12, 13, 14, 29 |
| R43 | 37 | 9120092251 | Pilot supply reducer, size Red, 43 bar | 5, 6, 8, 9, 10, 11, 12, 13, 14, 29 |
| S | 39 | 393000K074 | Internal pilot supply strainer | 15, 16, 17, 18 |
| YS + G | 39 + 04 | 393000K075 | Connection for external strainer, (BSP) | 20 |
| YS + U | 39 + 04 | 393000K076 | Connection for external strainer, (UNF) | 19, 20 |
| YS + U | 39 + 04 | - | Nipple 6F4OMXS | 19 |

Accessories: TP, TPB, REA, REN, RB, A006, A029



| See Customer Specification | | | | |
|----------------------------|--------------|------------|---------------------------------------|----------------------------|
| Code | Pos | Part | Description | Remarks / Items |
| TP + G | 40 + 04 | 393000K077 | External T, pilot drain, (BSP) | 8, 17, 18 |
| TP + U | 40 + 04 | 393000K078 | External T, pilot drain, (UNF) | 8, 17, 18 |
| | | | | |
| TPB + G | 40 + 04 | 393000K079 | TP connection plugged, (BSP) | 6, 7, 17, 18 |
| TPB + U | 40 + 04 | 393000K080 | TP connection plugged, (UNF) | 7, 18 |
| | | | | |
| A006, A029 + G | 40 + 04 | 393000K919 | TPB with conn. via check valve, (BSP) | 1, 2, 3, 4, 5, 17, 18, 22 |
| A006, A029 + U | 40 + 04 | 6760131 | TPB with conn. via check valve, (UNF) | 1, 2, 3, 4, 5, 18, 22 |
| A006, A029 | 40 | 6760093 | Orifice 0.45 (REA, REN) | 15 |
| A006, A029 | 40 | - | Screw P6SS, M4x5 (ISO 4026) | 16 |
| | | | | |
| / + G, U | 40+ 04 | 393000K924 | Plug BSP 3/8" | 6, 7 |
| | | | | |
| REN + 12 + G | 42 + 05 + 04 | 393000K254 | Lever disengagement, 12VDC, (BSP) | 9 [11, 21], 10, 15, 19, 20 |
| REN + 24 + G | 42 + 05 + 04 | 393000K255 | Lever disengagement, 24VDC, (BSP) | 9 [11, 21], 10, 15, 19, 20 |
| REN + 12 + U | 42 + 05 + 04 | 393000K256 | Lever disengagement, 12VDC, (UNF) | 9 [11, 21], 10, 15, 20 |
| REN + 24 + U | 42 + 05 + 04 | 393000K257 | Lever disengagement, 24VDC, (UNF) | 9 [11, 21], 10, 15, 20 |
| REN | 42 | 6760729 | GS02 01 00N, Solenoid cartridge | 9 [11, 21] |
| | | | | |
| REA + 12 + G | 42 + 05 + 04 | 393000K258 | Lever disengagement, 12VDC, (BSP) | 9 [11, 21], 10, 15, 19, 20 |
| REA + 24 + G | 42 + 05 + 04 | 393000K259 | Lever disengagement, 24VDC, (BSP) | 9 [11, 21], 10, 15, 19, 20 |
| REA + 12 + U | 42 + 05 + 04 | 393000K260 | Lever disengagement, 12VDC, (UNF) | 9 [11, 21], 10, 15, 20 |
| REA + 24 + U | 42 + 05 + 04 | 393000K261 | Lever disengagement, 24VDC, (UNF) | 9 [11, 21], 10, 15, 20 |
| REA | 42 | 6760728 | GS02 11 00N, Solenoid cartridge | 9 [11, 21] |
| | | | | |
| REN, REA + 12 | 42 + 05 | 393000K448 | Coil, 12 VDC | 10 |
| REN, REA + 24 | 42 + 05 | 6760652 | Coil, 24 VDC | 10 |
| REN, REA | 42 | 393000K821 | Seal kit REN/REA solenoid | 21 |
| | | | | |
| RB | 42 | 393000K262 | REN/REA cavity plugged | 14 16, 19, 20 |
| | | | | |

Tie rod kits, Bracket kits, Intersection seal kit, A033, A046







Basic Valve**Directional Control Valves
Series L90LS**

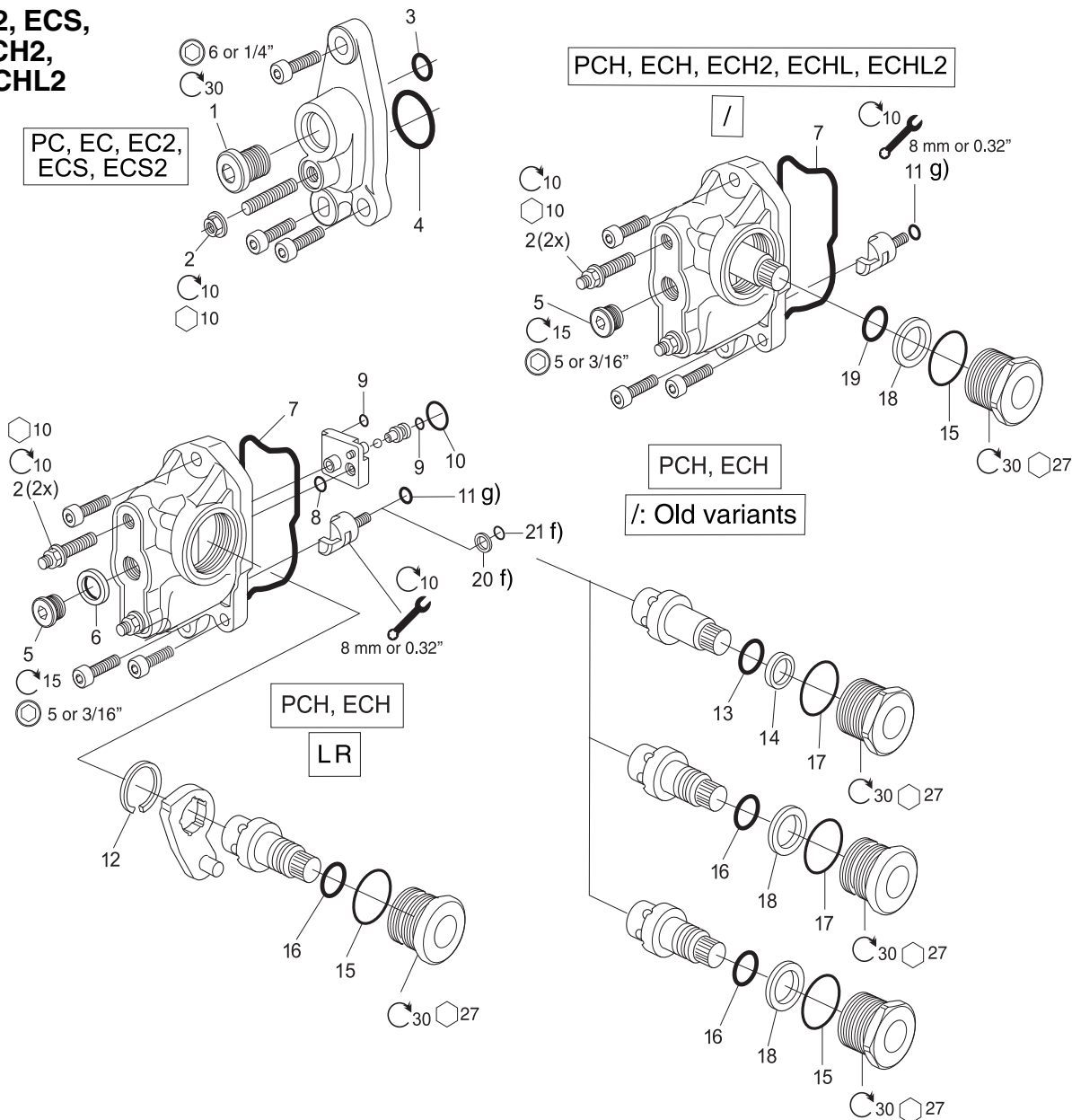
| See Customer Specification | | | | |
|----------------------------|-----|------------|-----------------------------------------------|----------------------------|
| Code | Pos | Part | Description | Remarks / Items |
| | | 393000K824 | Bracket kit | 1(2x), 2(6x), 9(6x) |
| | | 6760303 | Intersection seal kit | 3(7x), 4(2x), 5, 6, 7(2x) |
| | | 393000K001 | Tie rod kit, 1 section valve, 170 mm | 2(6x), 8(3x), 9(6x) |
| | | 393000K002 | Tie rod kit, 2 section valve, 210 mm | 2(6x), 8(3x), 9(6x) |
| | | 393000K003 | Tie rod kit, 3 section valve, 250 mm | 2(6x), 8(3x), 9(6x) |
| | | 393000K004 | Tie rod kit, 4 section valve, 290 mm | 2(6x), 8(3x), 9(6x) |
| | | 393000K005 | Tie rod kit, 5 section valve, 331 mm | 2(6x), 8(3x), 9(6x) |
| | | 393000K006 | Tie rod kit, 6 section valve, 371 mm | 2(6x), 8(3x), 9(6x) |
| | | 393000K007 | Tie rod kit, 7 section valve, 411 mm | 2(6x), 8(3x), 9(6x) |
| | | 393000K008 | Tie rod kit, 8 section valve, 451 mm | 2(6x), 8(3x), 9(6x) |
| | | 393000K009 | Tie rod kit, 9 section valve, 492 mm | 2(6x), 8(3x), 9(6x) |
| | | 393000K010 | Tie rod kit, 10 section valve, 532 mm | 2(6x), 8(3x), 9(6x) |
| | | 393000K729 | Tie rod kit, 11 section valve, 573 mm | 2(6x), 8(3x), 9(6x) |
| | | 393000K730 | Tie rod kit, 12 section valve, 614 mm | 2(6x), 8(3x), 9(6x) |
| A033 | 29 | 6760262 | Reinforced Bracket kit A033 | 1, 2(3x), 9(3x) |
| A046 | 15 | 6760547 | Tie rod kit A046 inlet, L90LS 3 spool section | 1(2x), 2(3x), 8(3x), 9(3x) |

| See Customer Specification | | | | |
|--------------------------------------------|-----|------------|----------------------------------------------|---------------------|
| Tie rod kits Combine inlet/L90LS MU outlet | | | | |
| Code | Pos | Part | Description | Remarks / Items |
| | | 393000U537 | Tie rod kit, MU outlet, L90LS 1 spool sect. | 2(3x), 8(3x), 9(3x) |
| | | 393000K941 | Tie rod kit, MU outlet, L90LS 2 spool sect. | 2(3x), 8(3x), 9(3x) |
| | | 393000K942 | Tie rod kit, MU outlet, L90LS 3 spool sect. | 2(3x), 8(3x), 9(3x) |
| | | 393000U226 | Tie rod kit, MU outlet, L90LS 4 spool sect. | 2(3x), 8(3x), 9(3x) |
| | | 393000K944 | Tie rod kit, MU outlet, L90LS 5 spool sect. | 2(3x), 8(3x), 9(3x) |
| | | 393000K945 | Tie rod kit, MU outlet, L90LS 6 spool sect. | 2(3x), 8(3x), 9(3x) |
| | | 393000K946 | Tie rod kit, MU outlet, L90LS 7 spool sect. | 2(3x), 8(3x), 9(3x) |
| | | 393000K947 | Tie rod kit, MU outlet, L90LS 8 spool sect. | 2(3x), 8(3x), 9(3x) |
| | | 393000K948 | Tie rod kit, MU outlet, L90LS 9 spool sect. | 2(3x), 8(3x), 9(3x) |
| | | 393000K950 | Tie rod kit, MU outlet, L90LS 10 spool sect. | 2(3x), 8(3x), 9(3x) |
| | | 393000K951 | Tie rod kit, MU outlet, L90LS 11 spool sect. | 2(3x), 8(3x), 9(3x) |
| | | 393000K952 | Tie rod kit, MU outlet, L90LS 12 spool sect. | 2(3x), 8(3x), 9(3x) |
| | | 393000K954 | Bracket, washers, nuts | 1, 2(3x), 9(3x) |

| See Customer Specification | | | | |
|-------------------------------------------|-----|------------|---------------------------------------------|---------------------|
| Tie rod kits Combine inlet/L90LS U outlet | | | | |
| Code | Pos | Part | Description | Remarks / Items |
| | | 393000U577 | Tie rod kit, U outlet, L90LS 1 spool sect. | 2(3x), 8(3x), 9(3x) |
| | | 393000U835 | Tie rod kit, U outlet, L90LS 2 spool sect. | 2(3x), 8(3x), 9(3x) |
| | | 393000U836 | Tie rod kit, U outlet, L90LS 3 spool sect. | 2(3x), 8(3x), 9(3x) |
| | | 393000U837 | Tie rod kit, U outlet, L90LS 4 spool sect. | 2(3x), 8(3x), 9(3x) |
| | | 393000U838 | Tie rod kit, U outlet, L90LS 5 spool sect. | 2(3x), 8(3x), 9(3x) |
| | | 393000U839 | Tie rod kit, U outlet, L90LS 6 spool sect. | 2(3x), 8(3x), 9(3x) |
| | | 393000U840 | Tie rod kit, U outlet, L90LS 7 spool sect. | 2(3x), 8(3x), 9(3x) |
| | | 393000U841 | Tie rod kit, U outlet, L90LS 8 spool sect. | 2(3x), 8(3x), 9(3x) |
| | | 393000U842 | Tie rod kit, U outlet, L90LS 9 spool sect. | 2(3x), 8(3x), 9(3x) |
| | | 393000U843 | Tie rod kit, U outlet, L90LS 10 spool sect. | 2(3x), 8(3x), 9(3x) |
| | | 393000U402 | Tie rod kit, U outlet, L90LS 11 spool sect. | 2(3x), 8(3x), 9(3x) |
| | | 393000U403 | Tie rod kit, U outlet, L90LS 12 spool sect. | 2(3x), 8(3x), 9(3x) |
| | | 393000K954 | Bracket, washers, nuts | 1, 2(3x), 9(3x) |

| Symbol | Description |
|-----------------------------------------------------------------------------------|-------------------------------------------------------------------------------------------------------------------------------------------------------------------------------------------------------------------------------------------------------------------------------------------------------------------------------------------------------------------------------------------------------------------------------------------------------------------------------------------------------------------------------------------------------------------------------------------------------------------------------------------------------------------------------------------------------------------------------------------------------------------------------------------------------------------------------------------------------------------------------------------------------------------------------------------------------------------------------------------------------------------------------------------------------------|
|  | <p>For optimum function, the radial play between spool and spool bore must be correct. Spools are therefore colour-coded to identify sizes. We recommend that the whole valve/section is changed if the spool has to be replaced (valve housings cannot be purchased as spares, so if a new one is required a new valve or complete section should be ordered). If the spool has to be changed, it is extremely important that the new spool is the right size.</p> <p>If the spool is too large, it will not work properly even if it appears to function perfectly on assembly, and if the spool is too small, function will also be adversely affected. Spools that are classified by size are marked in the list with .</p> <p>The colour-marking of the spool may disappear after a time, so, unless otherwise stated, the housing is marked with a letter to indicate the respective colour as follows: B for Blue, G for Green, R for Red.</p> |
|  | <p>Changing the settings, replacing the preset pressure relief valve or breaking the seal must only be done in accordance with the manufacturer's instructions. Other settings may seriously damage the machine and other assets, and may cause personal injury. Note that a value contained in the customer specification manual does not apply if the manufacturer changed the settings at installation. Always contact the manufacturer's service organisation before servicing items marked with .</p> |

* Also EC2, ECS,
ECS2, ECH2,
ECHL, ECHL2

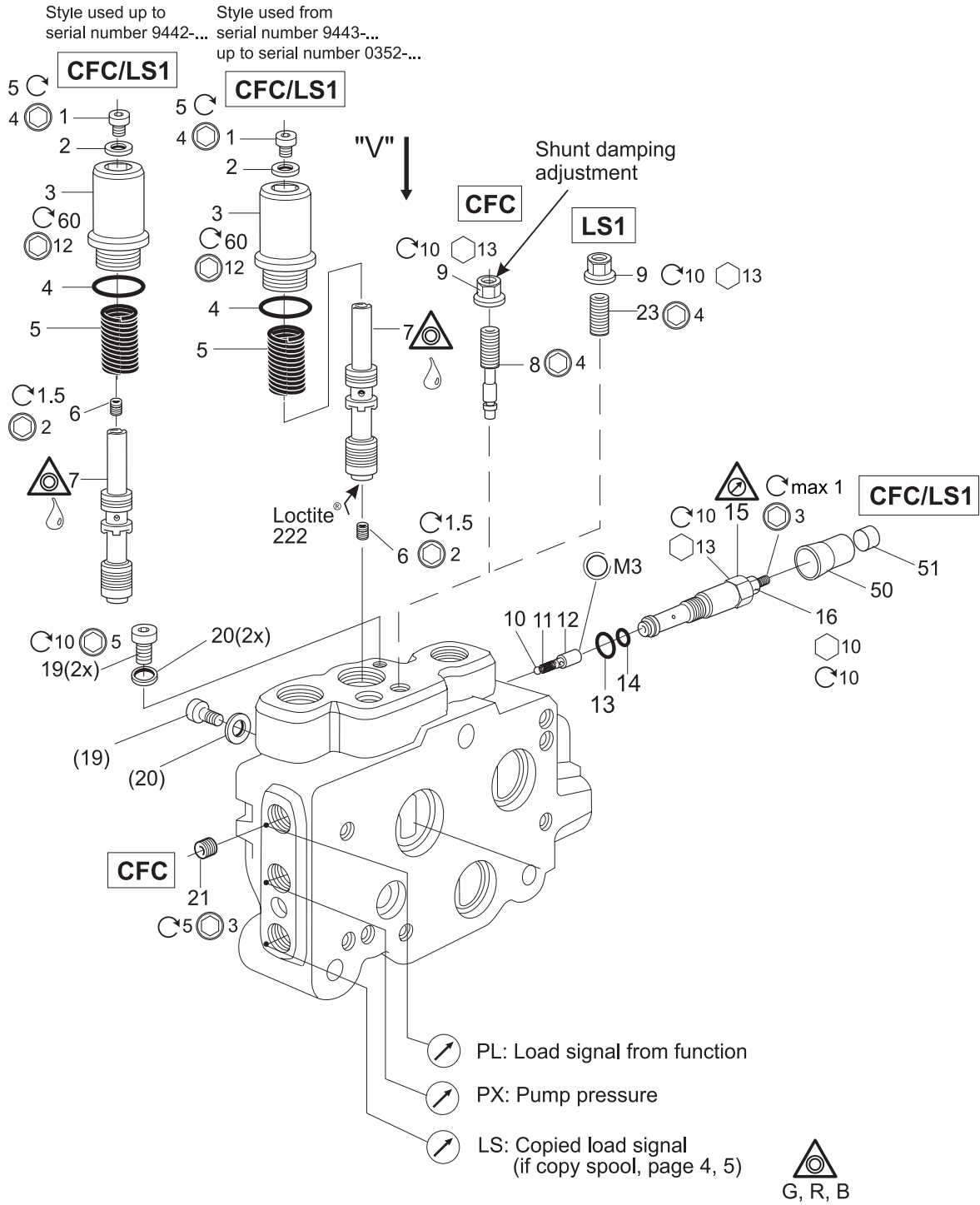


| See Customer Specification | | | | |
|----------------------------|---------|---------|--------------------------|----------------------------------------------------------------------|
| Code | Pos | Part | Description | Remarks / Items |
| PC, EC | 50 | 6760774 | Seal kit, BSP | 1, 2, 3, 4 Also EC2, ECS, ECS2 |
| PC, EC | 50 | 6760685 | Seal kit, UNF | 1, 2, 3, 4 Also EC2, ECS, ECS2 |
| PCH, ECH + / | 50 + 52 | 6760775 | Seal kit, BSP | 2(2x), 5, 7, 11, 15, 18, 19 Also ECH2, ECHL, ECHL2 i) |
| PCH, ECH + / | 50 + 52 | 6760625 | Seal kit, UNF | 2(2x), 5, 7, 11, 15, 18, 19 Also ECH2, ECHL, ECHL2 i) |
| PCH, ECH + LR | 50 + 52 | 6760809 | Seal kit, BSP, UNF | 2(2x), 6, 7, 8, 9(2x), 10, 11, 12, 15, 16, 20, 21 h) |
| PCH, ECH + / | 50 + 52 | 6760810 | Seal kit, BSP, UNF | 2(2x), 6, 7, 8, 9(2x), 10, 11, 12, 13, 14, 15, 16, 17, 18, 20, 21 h) |
| PCH, ECH + / | 50 + 52 | 6760812 | Seal kit | 13, 14, 15, 16, 17, 18 h) |
| PCH, ECH | 50 | 6760794 | Seal kit, old spool hook | 20, 21 (5 pcs in kit) f) |
| PCH, ECH | 50 | 6760193 | Seal kit | 17 (5 pcs in kit) h) |

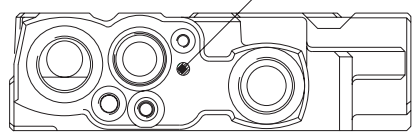
f) Up to serial number 0209...; g) From serial number 0208...; h) Up to serial number 0212...; i) From serial number 0301...

CFC/LS1/LS2

Style used up to serial number 0352-...



View "V"

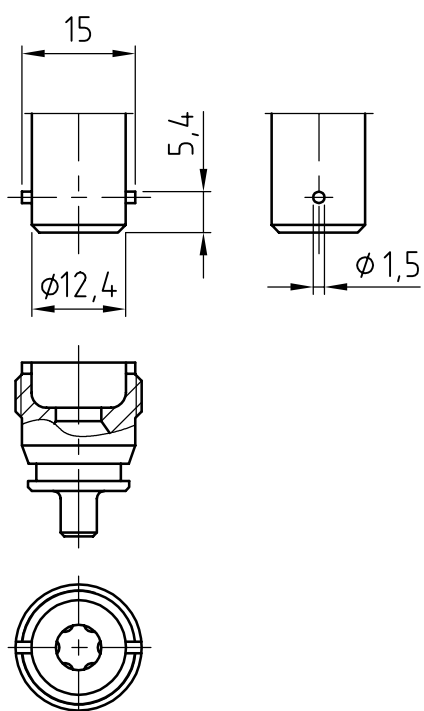


For all other parts, please see Inlet section

| See Customer Specification | | | | |
|----------------------------|---------|------------|-------------------------------|----------------------------------------------------------------------------------------------------------|
| Code | Pos | Part | Description | Remarks / Items |
| CFC + PS | 15 + 16 | 393000K245 | Main relief valve, size Blue | 3 [1, 2, 4], 5, 6 (Plug M4), 7, 8, 9, 10, 11, 12, 15 [13, 14, 16], 21 (Restrictor M6 ϕ 1.0), 50, 51 |
| CFC + PS | 15 + 16 | 393000K445 | Main relief valve, size Green | |
| CFC + PS | 15 + 16 | 393000K645 | Main relief valve, size Red | |
| LS1 + PS | 15 + 16 | 393000K246 | Main relief valve, size Blue | 3 [1, 2, 4], 5, 6 (Restrictor M4 ϕ 1.0), 7, 9, 15 [13, 14], 21 (Plug M6), 23, 50, 51 |
| LS1 + PS | 15 + 16 | 393000K446 | Main relief valve, size Green | |
| LS1 + PS | 15 + 16 | 393000K646 | Main relief valve, size Red | |
| CFC, LS1 | 15 | 398000K069 | PLD03 | 15 [13, 14] |
| CFC, LS1 | 15 | 393000K831 | Seal kit | 13, 14 |
| / | - | 6760017 | Plug kit M6x10 (2 pcs in kit) | 19(2x), 20(2x) |
| / | - | 6760222 | Plug kit M6x10 (5 pcs in kit) | 19(5x), 20(5x) |
| | | 393000K801 | Seal kit PS, LS1/LS2 | 2, 4, 9, 13, 14, 16, 20(3x) |
| | | 393000K852 | Sealing set | 50, 51 |

Appendix C: Assembly Instructions. Tools.

Tool for seat PLM



Appendix E: Manifolds

| Manifold | Description | Remarks / Items |
|----------|----------------------------------------------------------------------------------------------------------|--------------------------------------------------------------------|
| M10 | System function manifold for cranes. | See "Spare Parts List Series L90LS Appendix E: Manifolds" |
| M11 | System function manifold for cranes. As functional as M10, but with 2 levels main pressure relief valve. | |
| M12 | Trim manifold. | |
| M13 | Manifold for regenerative function and the built-in over center valves. | |
| M13B | As M13, but with greater capacity ("B"). | |
| M14 | Pressure control manifold, 1 section. | |
| M15 | Pump-sharing manifold. | |
| M16 | Pressure control manifold, 2 sections. | |
| M17 | Drainage manifold. | |
| A215 | Midinlet. | |
| | | |
| | | |

Parker Worldwide

Europe, Middle East, Africa

AE – United Arab Emirates, Dubai
Tel: +971 4 8127100
parker.me@parker.com

AT – Austria, Wiener Neustadt
Tel: +43 (0)2622 23501-0
parker.austria@parker.com

AT – Eastern Europe, Wiener Neustadt
Tel: +43 (0)2622 23501 900
parker.easteurope@parker.com

AZ – Azerbaijan, Baku
Tel: +994 12 47 73 799
parker.azerbaijan@parker.com

BE/LU – Belgium, Nivelles
Tel: +32 (0)67 280 900
parker.belgium@parker.com

BY – Belarus, Minsk
Tel: +375 17 209 9399
parker.belarus@parker.com

CH – Switzerland, Etoy
Tel: +41 (0)21 821 87 00
parker.switzerland@parker.com

CZ – Czech Republic, Klecany
Tel: +420 284 083 111
parker.czechrepublic@parker.com

DE – Germany, Kaarst
Tel: +49 (0)2131 4016 0
parker.germany@parker.com

DK – Denmark, Ballerup
Tel: +45 43 56 04 00
parker.denmark@parker.com

ES – Spain, Madrid
Tel: +34 902 330 001
parker.spain@parker.com

FI – Finland, Vantaa
Tel: +358 (0)20 753 2500
parker.finland@parker.com

FR – France, Contamine s/Arve
Tel: +33 (0)4 50 25 80 25
parker.france@parker.com

GR – Greece, Athens
Tel: +30 210 933 6450
parker.greece@parker.com

HU – Hungary, Budapest
Tel: +36 1 220 4155
parker.hungary@parker.com

IE – Ireland, Dublin
Tel: +353 (0)1 466 6370
parker.ireland@parker.com

IT – Italy, Corsico (MI)
Tel: +39 02 45 19 21
parker.italy@parker.com

KZ – Kazakhstan, Almaty
Tel: +7 7272 505 800
parker.easteurope@parker.com

NL – The Netherlands, Oldenzaal
Tel: +31 (0)541 585 000
parker.nl@parker.com

NO – Norway, Asker
Tel: +47 66 75 34 00
parker.norway@parker.com

PL – Poland, Warsaw
Tel: +48 (0)22 573 24 00
parker.poland@parker.com

PT – Portugal, Leca da Palmeira
Tel: +351 22 999 7360
parker.portugal@parker.com

RO – Romania, Bucharest
Tel: +40 21 252 1382
parker.romania@parker.com

RU – Russia, Moscow
Tel: +7 495 645-2156
parker.russia@parker.com

SE – Sweden, Spånga
Tel: +46 (0)8 59 79 50 00
parker.sweden@parker.com

SK – Slovakia, Banská Bystrica
Tel: +421 484 162 252
parker.slovakia@parker.com

SL – Slovenia, Novo Mesto
Tel: +386 7 337 6650
parker.slovenia@parker.com

TR – Turkey, Istanbul
Tel: +90 216 4997081
parker.turkey@parker.com

UA – Ukraine, Kiev
Tel: +380 44 494 2731
parker.ukraine@parker.com

UK – United Kingdom, Warwick
Tel: +44 (0)1926 317 878
parker.uk@parker.com

ZA – South Africa, Kempton Park
Tel: +27 (0)11 961 0700
parker.southafrica@parker.com

North America

CA – Canada, Milton, Ontario
Tel: +1 905 693 3000

US – USA, Cleveland (industrial)
Tel: +1 216 896 3000

US – USA, Elk Grove Village (mobile)
Tel: +1 847 258 6200

Asia Pacific

AU – Australia, Castle Hill
Tel: +61 (0)2-9634 7777

CN – China, Shanghai
Tel: +86 21 2899 5000

HK – Hong Kong
Tel: +852 2428 8008

IN – India, Mumbai
Tel: +91 22 6513 7081-85

JP – Japan, Fujisawa
Tel: +81 (0)4 6635 3050

KR – South Korea, Seoul
Tel: +82 2 559 0400

MY – Malaysia, Shah Alam
Tel: +60 3 7849 0800

NZ – New Zealand, Mt Wellington
Tel: +64 9 574 1744

SG – Singapore
Tel: +65 6887 6300

TH – Thailand, Bangkok
Tel: +662 717 8140

TW – Taiwan, Taipei
Tel: +886 2 2298 8987

South America

AR – Argentina, Buenos Aires
Tel: +54 3327 44 4129

BR – Brazil, Cachoeirinha RS
Tel: +55 51 3470 9144

CL – Chile, Santiago
Tel: +56 2 623 1216

MX – Mexico, Apodaca
Tel: +52 81 8156 6000

© 2011 Parker Hannifin Corporation. All rights reserved.



EMEA Product Information Centre

Free phone: 00 800 27 27 5374

(from AT, BE, CH, CZ, DE, DK, EE, ES, FI, FR, IE, IL, IS, IT, LU, MT, NL, NO, PL, PT, RU, SE, SK, UK, ZA)

US Product Information Centre

Toll-free number: 1-800-27 27 5374

www.parker.com

Your local authorized Parker distributor



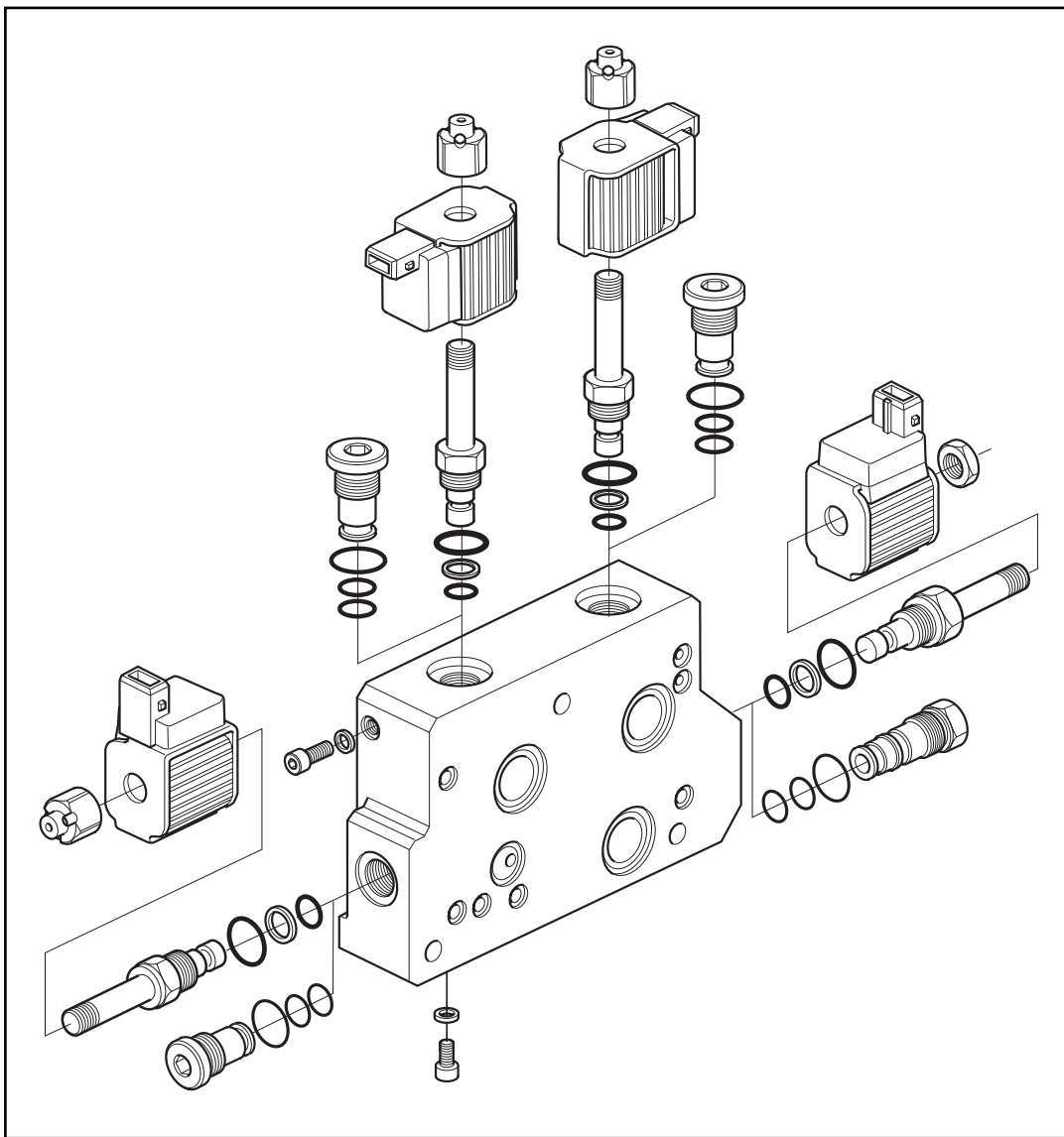
Bulletin HY17-8561-M11/UK

Spare Parts List

Series L90LS

Apendix E: Manifolds

Effective date: February 18, 2011
Supersedes: November 30, 2010



This list of spare parts is designed to give you a good idea of the components included in the product range for valves. To see precisely which component is used for a specific product, you will need to look at the customer specification for the product in question. The customer specification contains a number of entries, and for each entry, a code pressure or flow is specified with a code or a number. To help you find your way around, this list of spare parts contains references to these entries and codes.

Codes on the image page of the list of spare parts usually appear in bold and enclosed in a border. The table page contains available spare part sets. The ordering code is the product code that appears in the Part column.















The spare part to be used is determined by the first two columns, which contain the entry and the code from the customer specification. If these columns are empty, the spare part set is valid regardless of the selected code, unless indicated otherwise

The symbols in the frame below are used in this Spare Parts List to help you find the right tools, the right torques, suitable grease etc.

Conversion factors

| | |
|-------------------|----------------------------|
| 1 kg | = 2.2046 lb |
| 1 N | = 0.22481 lbf |
| 1 Nm | = 0.10197 kpm |
| 1 bar | = 14.504 psi |
| 1 l | = 0.21997 UK gallon |
| 1 l | = 0.26417 US gallon |
| 1 cm ³ | = 0.061024 in ³ |
| 1 m | = 3.2808 feet |
| 1 mm | = 0.03937 in |
| 9/5 °C + 32 | = °F |

Symbols for servicing

| | | | |
|-------------------------------------------------------------------------------------|------------------------------------------------------------------------------------|---------------------------------------------------------------------------------------|----------------------------------------|
|  | = Phillips screw |  | = Thread for disassembly type... |
|  | = Slot screw |  | = Tightening torque in Nm |
|  | = Socket head dimensions in mm and/or inch |  | = Use locking/sealing fluid type... |
|  | = Hexagon dimensions in mm and/or inch |  | = Use corrosion preventative type... |
|  | = Sixpoint socket |  | = Use hydraulic liquid for lubrication |
|  | = Wrench size in mm and/or inch or special assembly/disassembly tool needed. No... |  | = Use grease type... |
|  | = See appendix A |  | = See appendix A |



WARNING - USER RESPONSIBILITY

FAILURE OR IMPROPER SELECTION OR IMPROPER USE OF THE PRODUCTS DESCRIBED HEREIN OR RELATED ITEMS CAN CAUSE DEATH, PERSONAL INJURY AND PROPERTY DAMAGE.

This document and other information from Parker-Hannifin Corporation, its subsidiaries and authorized distributors provide product or system options for further investigation by users having technical expertise.

The user, through its own analysis and testing, is solely responsible for making the final selection of the system and components and assuring that all performance, endurance, maintenance, safety and warning requirements of the application are met. The user must analyze all aspects of the application, follow applicable industry standards, and follow the information concerning the product in the current product catalog and in any other materials provided from Parker or its subsidiaries or authorized distributors.

To the extent that Parker or its subsidiaries or authorized distributors provide component or system options based upon data or specifications provided by the user, the user is responsible for determining that such data and specifications are suitable and sufficient for all applications and reasonably foreseeable uses of the components or systems.

Offer of Sale

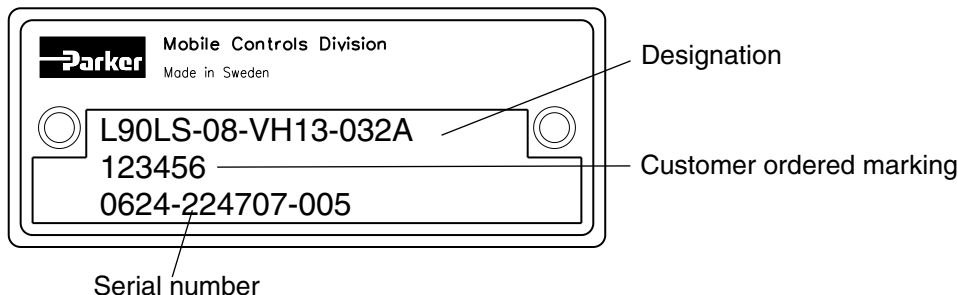
Please contact your Parker representation for a detailed "Offer of Sale".

Contents

| List of contents | Page |
|--------------------------------|-------------|
| M10 manifold | 4 |
| M11 manifold | 6 |
| M12 manifold | 8 |
| M13 manifold | 10 |
| M13B manifold | 12 |
| M14 manifold | 14 |
| M15 manifold | 16 |
| M16 manifold | 18 |
| M17 manifold | 20 |
| A215, midinlet | 22 |
| Appendix A: Warnings | 24 |

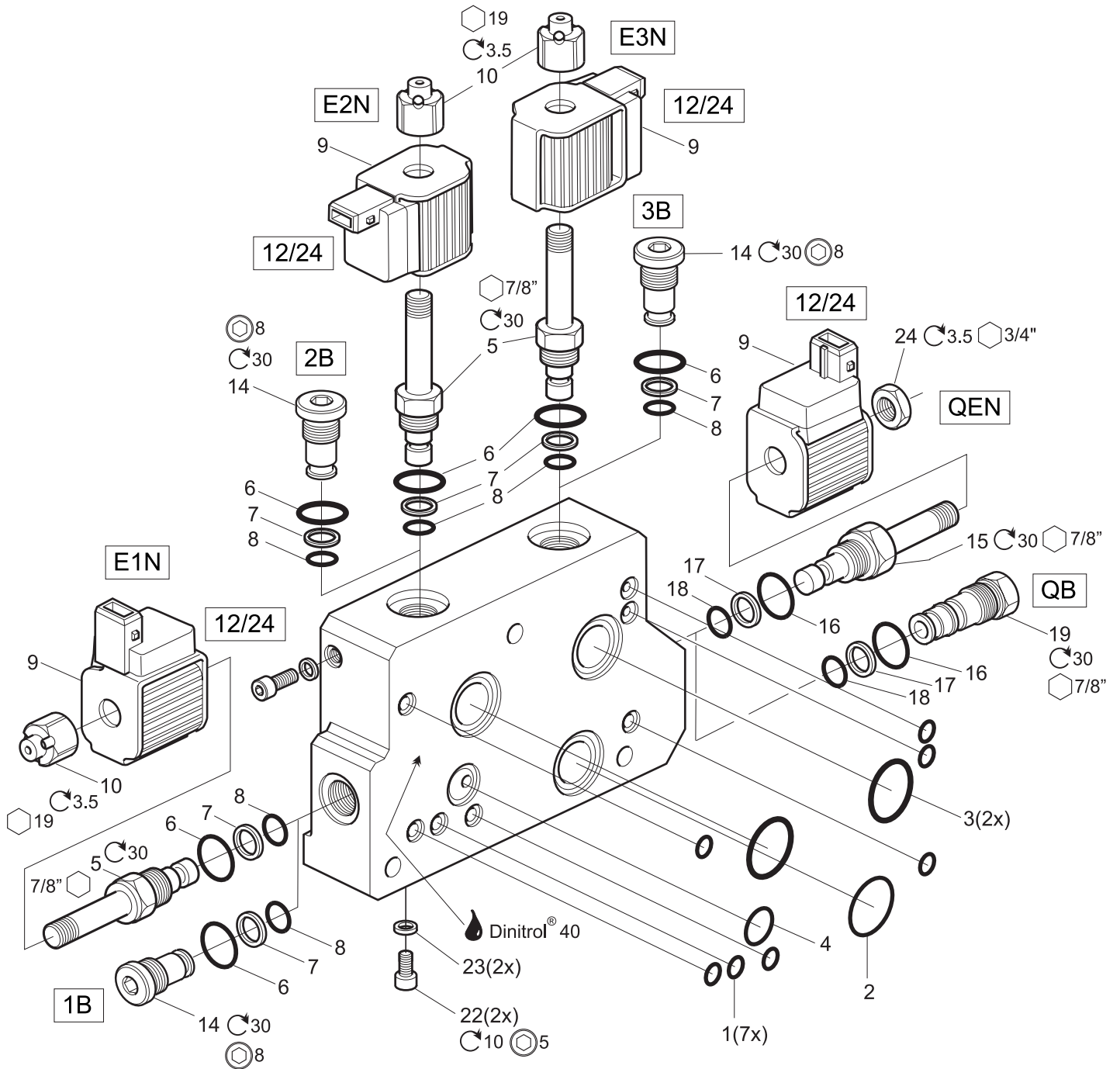
This spare parts list is valid for L90LS only. See product designation on the name plate.

Name plate

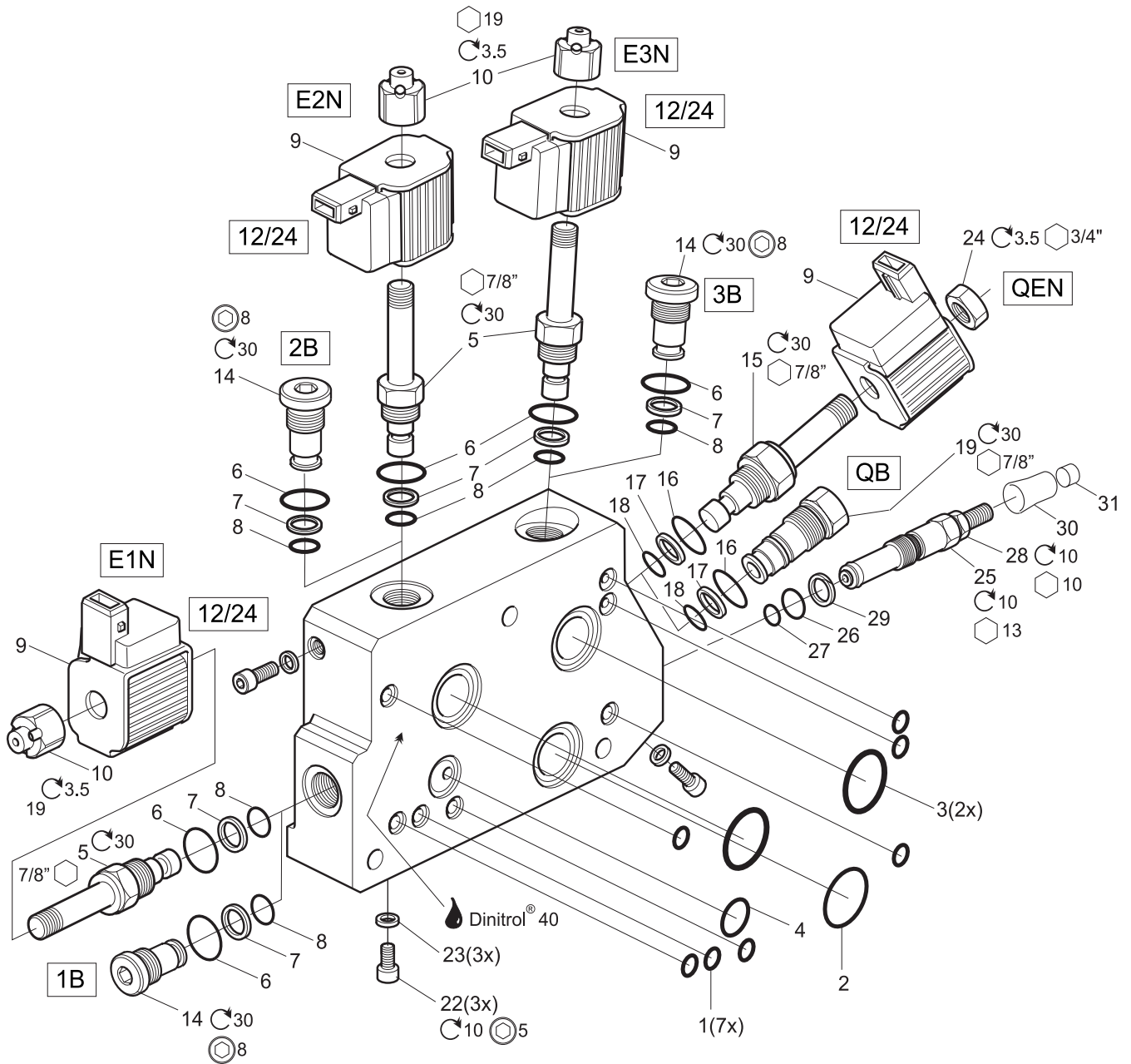


Valve serial numbers consist of three groups of digits
 The first group shows year and week of manufacture:
 In this example, 0624 means week 24 of 2006
 The remaining digits are for internal use within Parker

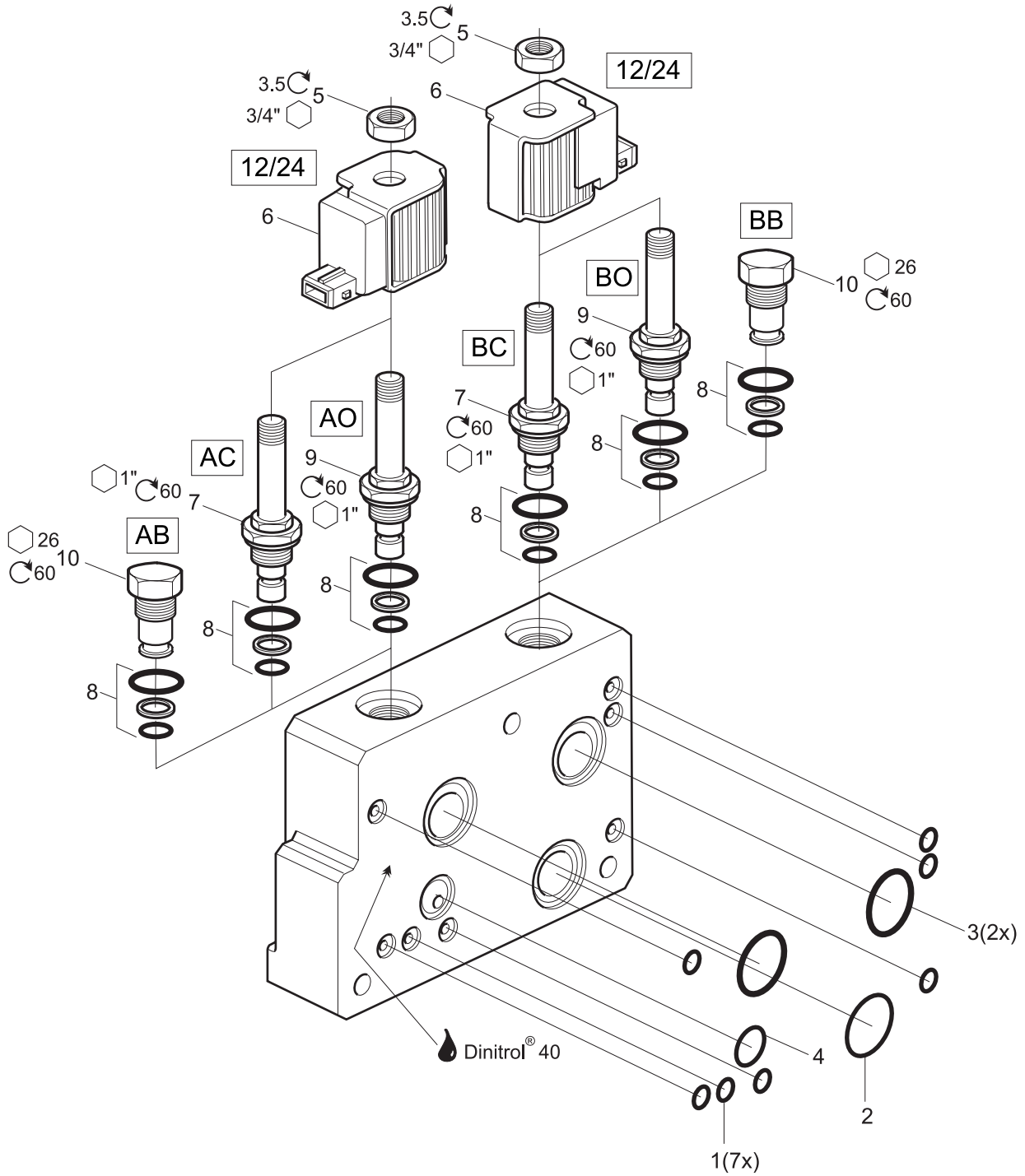
Notice ! Some valves hasn't any designation code stamped. Some valves has the serial number and designation code text line in opposite order than the example above.



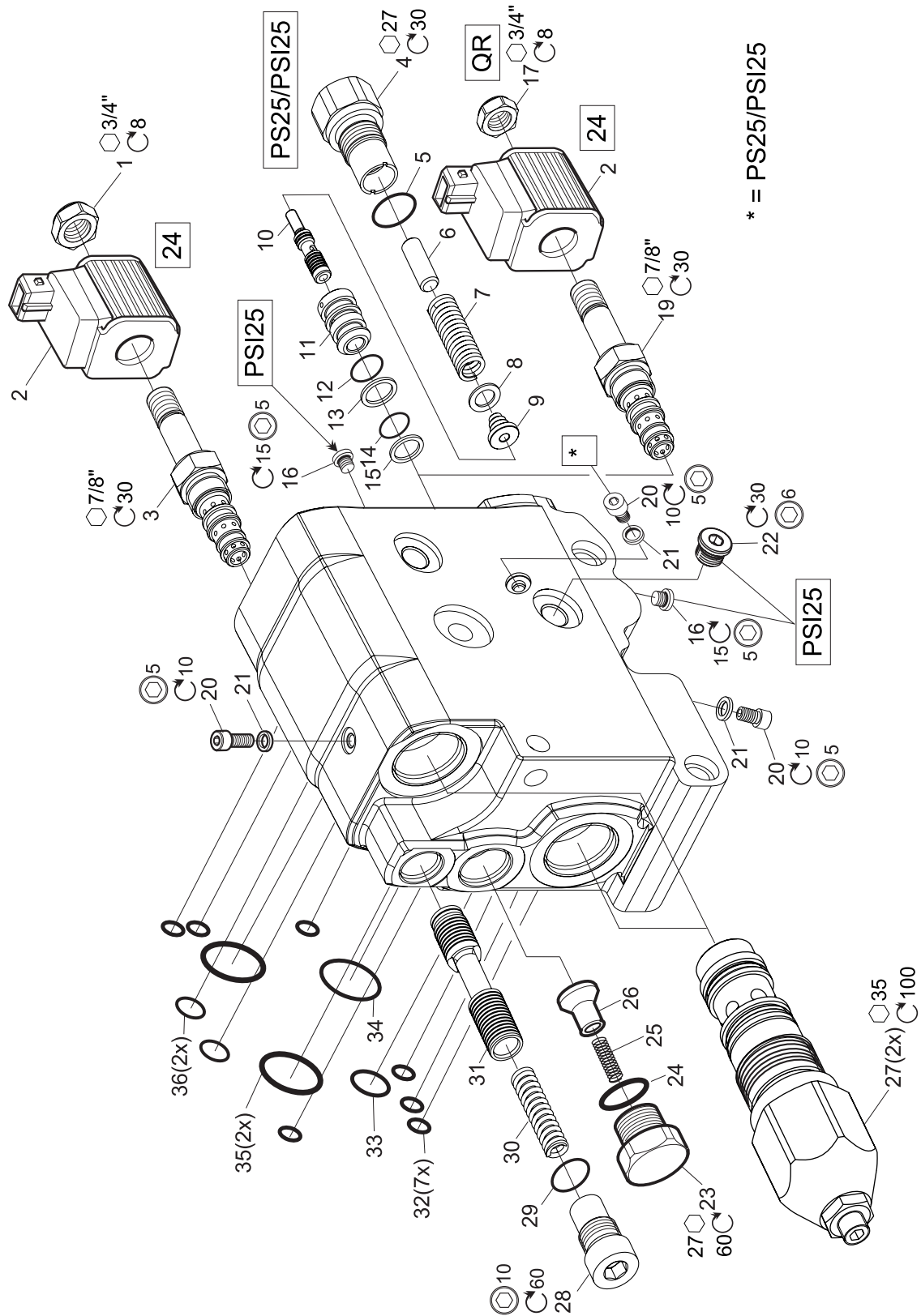
| See Customer Specification | | | | |
|----------------------------------|------------------|------------|---------------------------------|---------------------|
| Code | Pos | Part | Description | Remarks / Items |
| E1N, E2N, E3N | 92, 93, 94 | 6760653 | GS02 13 10N, Solenoid cartridge | 5 [6, 7, 8] |
| E1N, E2N, E3N | 92, 93, 94 | 6760636 | E1N, E2N, E3N nut | 10 |
| | | | | |
| E1N,E2N,E3N,QEN + 12 | 92,93,94,96 + 05 | 6760414 | CCP012A, Coil 12 VDC | 9 |
| E1N,E2N,E3N,QEN + 24 | 92,93,94,96 + 05 | 6760415 | CCP024A, Coil 24 VDC | 9 |
| | | | | |
| 1B, 2B, 3B | 92, 93, 94 | 393000K265 | Plugged cavity kit, 1B, 2B, 3B | 14 [6, 7, 8] |
| E1N, E2N, E3N, 1B, 2B, 3B | 92, 93, 94 | 9120091009 | Seal kit E1N,E2N,E3N,1B,2B,3B | 6, 7, 8 |
| | | | | |
| QEN | 96 | 6760890 | GS02 35 00N, Solenoid cartridge | 15 [16, 17, 18], 24 |
| QB | 96 | 6760891 | Cavity plug M10 | 19 [16, 17, 18] |
| QB, QEN | 96 | - | SK30077N-1 | 16, 17, 18 |
| | | | | |
| M10 | 90 | 6760017 | Plug kit M6x10 | 22(2x), 23(2x) |
| | | | | |
| | | 6760303 | Intersection seal kit | 1(7x), 2, 3(2x), 4 |
| | | | | |



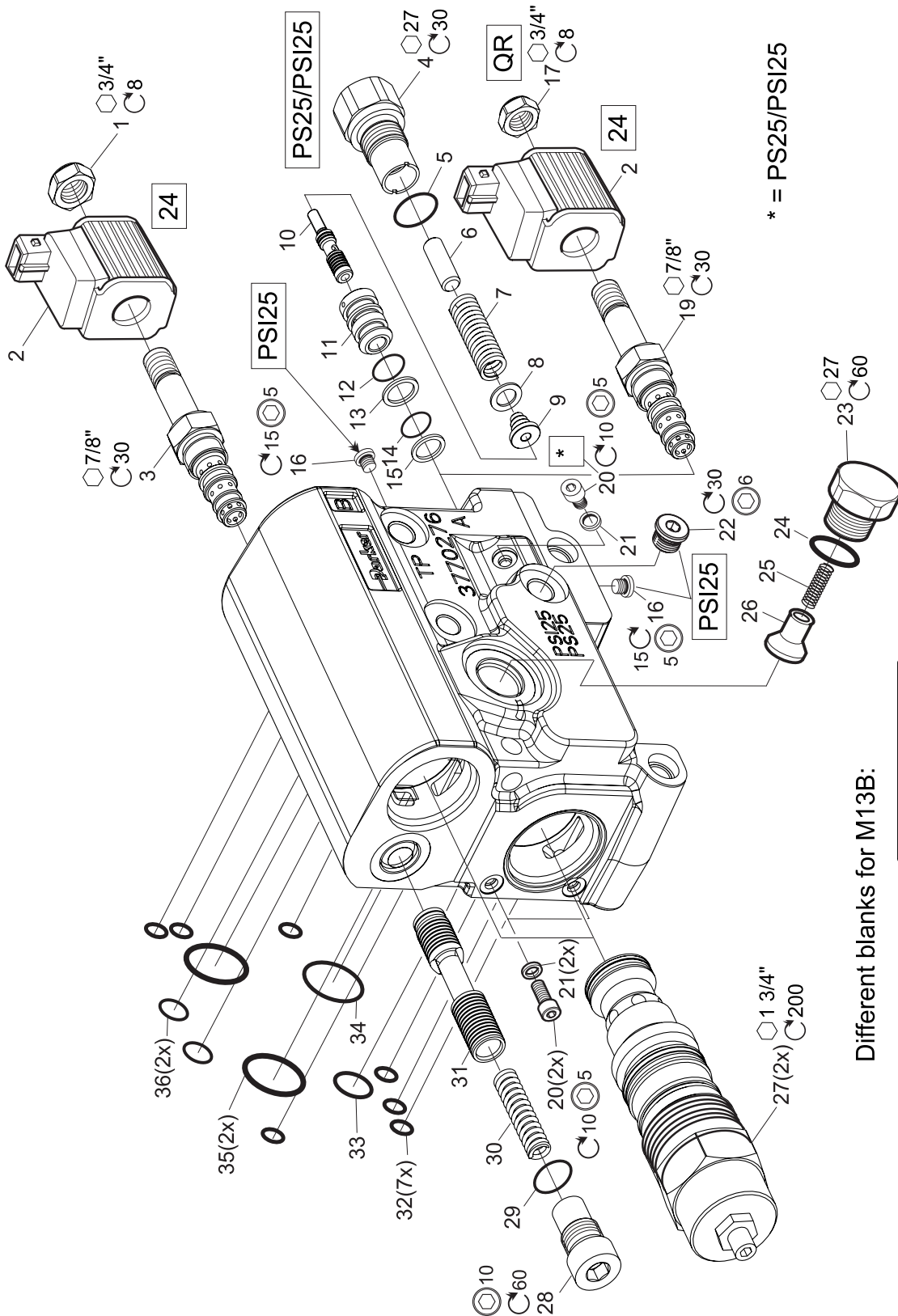
| See Customer Specification | | | | |
|----------------------------|------------------|------------|---------------------------------|---------------------|
| Code | Pos | Part | Description | Remarks / Items |
| E1N, E2N, E3N | 92, 93, 94 | 6760653 | GS02 13 10N, Solenoid cartridge | 5 [6, 7, 8] |
| E1N, E2N, E3N | 92, 93, 94 | 6760636 | E1N, E2N, E3N nut | 10 |
| | | | | |
| E1N,E2N,E3N,QEN + 12 | 92,93,94,96 + 05 | 6760414 | CCP012A, Coil 12 VDC | 9 |
| E1N,E2N,E3N,QEN + 24 | 92,93,94,96 + 05 | 6760415 | CCP024A, Coil 24 VDC | 9 |
| | | | | |
| 1B, 2B, 3B | 92, 93, 94 | 393000K265 | Plugged cavity kit, 1B, 2B, 3B | 14 [6, 7, 8] |
| E1N, E2N, E3N, 1B, 2B, 3B | 92, 93, 94 | 9120091009 | Seal kit E1N,E2N,E3N,1B,2B,3B | 6, 7, 8 |
| | | | | |
| QEN | 96 | 6760890 | GS02 35 00N, Solenoid cartridge | 15 [16, 17, 18], 24 |
| QB | 96 | 6760891 | Cavity plug M11 | 19 [16, 17, 18] |
| QB, QEN | 96 | - | SK30077N-1 | 16, 17, 18 |
| | | | | |
| M11 | 90 | 6760960 | Main relief valve PLD03 | 25 [26, 27, 28], 29 |
| M11 | 90 | 6760892 | Seal kit, PLD03 | 26, 27, 28, 29 |
| M11 | 90 | 393000K852 | Sealing kit | 30, 31 |
| | | | | |
| M11 | 90 | 6760222 | Plug kit M6x10 (5 pcs in kit) | 22(5x), 23(5x) |
| | | | | |
| | | 6760303 | Intersection seal kit | 1(7x), 2, 3(2x), 4 |
| | | | | |



| See Customer Specification | | | | |
|----------------------------|-------------|------------|---------------------------------|--------------------|
| Code | Pos | Part | Description | Remarks / Items |
| AC, BC | 92, 93 | 6760893 | GS04 08 00N, Solenoid cartridge | 7 [5, 8] |
| AO, BO | 92, 93 | 6760894 | GS04 18 00N, Solenoid cartridge | 9 [5, 8] |
| | | | | |
| AC, BC, AO, BO + 12 | 92, 93 + 05 | 393000K448 | CCS12A, Coil 12 VDC | 6 |
| AC, BC, AO, BO + 24 | 92, 93 + 05 | 6760652 | CCS024A, Coil 24 VDC | 6 |
| | | | | |
| AB, BB | 92, 93 | 6760540 | Plugged cavity kit, AB, BB | 10 [8] |
| | | | | |
| AB, BB, AC, AO, BC, BO | 92, 93 | - | SK30079N-1 | 8 |
| | | | | |
| | | 6760303 | Intersection seal kit | 1(7x), 2, 3(2x), 4 |
| | | | | |

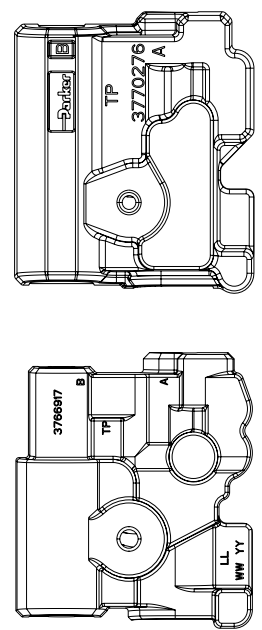


| See Customer Specification | | | | |
|----------------------------|---------|------------|-------------------------------------------|--------------------------------------------|
| Code | Pos | Part | Description | Remarks / Items |
| M13 | 30 | 6760901 | E6B060Z230MKII-N409, Solenoid cartridge | 27 |
| M13 | 30 | - | SK30008N-1 (Seal kit E6B060Z230MKII-N409) | Not shown |
| | | | | |
| M13 | 30 | 6760896 | Spool M13 | 28, 29, 30, 31 |
| M13 | 30 | 6760963 | Spring kit spool M13 | 29, 30 |
| | | | | |
| M13 | 30 | 9120099611 | Supply check valve | 23, 24, 25, 26 |
| M13 | 30 | 6760961 | Spring kit supply check valve | 24, 25 |
| | | | | |
| M13 | 30 | 6760900 | GS02 32 00N, Solenoid cartridge | 3 [1] |
| M13 | 30 | - | SK30077N-1 (Seal kit GS02 32 00N) | Not shown |
| M13 + 24 | 30 + 05 | 6760415 | CCP024A, Coil 24 VDC | 2 |
| | | | | |
| QR | 37 | 6760890 | GS02 35 00N, Solenoid cartridge | 19 [17] |
| QR | 37 | - | SK30077N-1 (Seal kit GS02 35 00N) | Not shown |
| | | | | |
| PS25, PSI25 | 37 | 393000U076 | External/internal pilot pressure supply | 4, 5, 6, 7, 8, 10 [9], 11 [12, 13, 14, 15] |
| PS25, PSI25 | 37 | 6760962 | Spring kit PS25, PSI25 | 5, 7 |
| PS25, PSI25 | 37 | 6760899 | Seal kit PS25, PSI25 | 5, 12, 13, 14, 15 |
| | | | | |
| PSI25 + G | 37 + 04 | - | Plug VSTI1/8EDCF | 16 |
| PSI25 + G | 37 + 04 | - | Plug VSTI1/4EDCF | 22 |
| | | | | |
| M13 | 30 | 6760017 | Plug kit M6x10 (2 pcs in kit) | 20(2x), 21(2x) |
| M13 | 30 | 6760222 | Plug kit M6x10 (5 pcs in kit) | 20(5x), 21(5x) |
| | | | | |
| | | 6760303 | Intersection seal kit | 32(7x), 33, 34, 35(2x), 36(2x) |
| | | | | |



* = PS25/PSI25

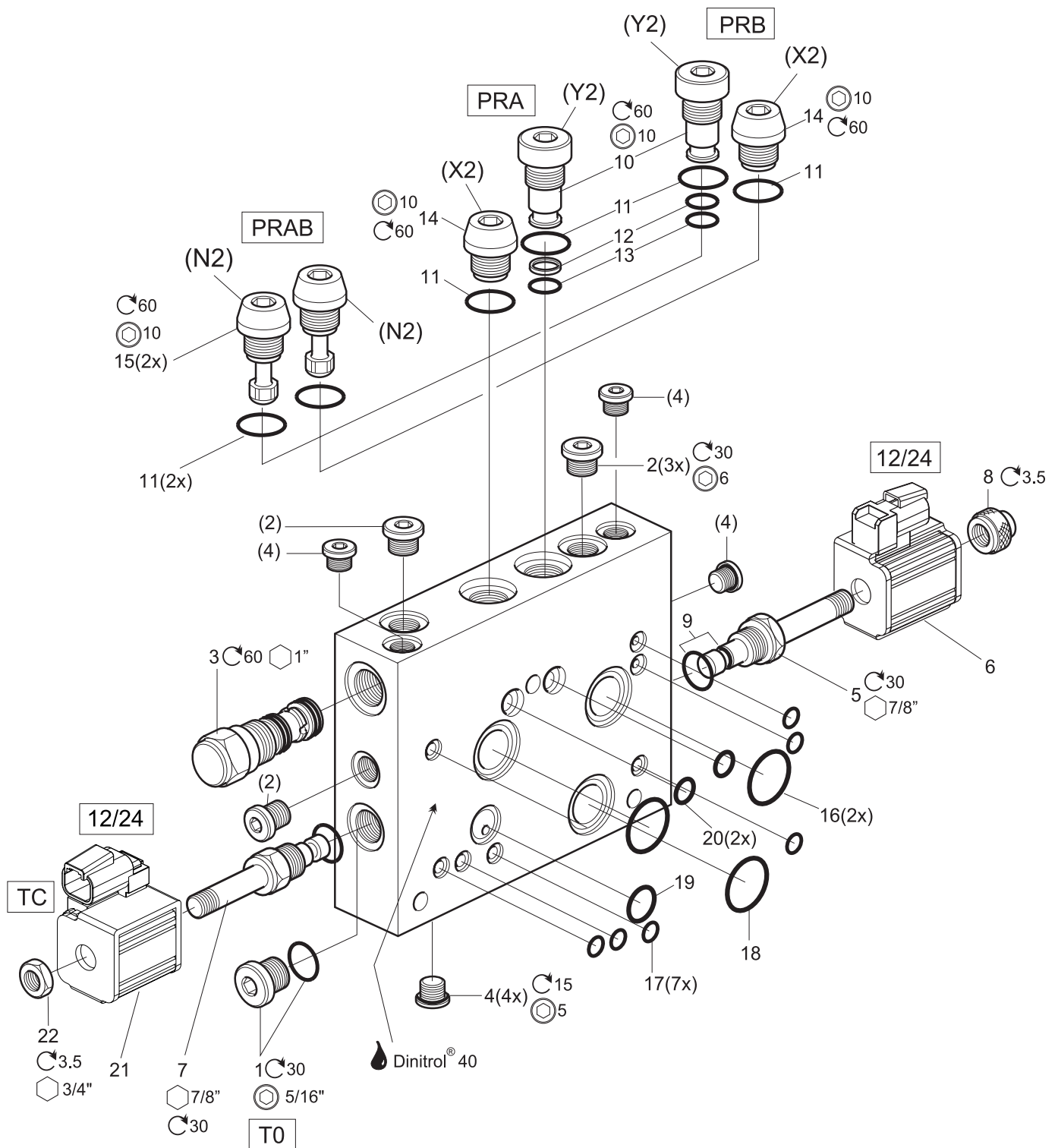
Different blanks for M13B:



| See Customer Specification | | | | |
|----------------------------|---------|------------|-----------------------------------------|--------------------------------------------|
| Code | Pos | Part | Description | Remarks / Items |
| M13B | 30 | 6760895 | E9K3Z20-280N, Solenoid cartridge | 27 |
| M13B | 30 | - | SK30701N-1 (Seal kit E9K3Z20-280N) | Not shown |
| | | | | |
| M13B | 30 | 6760896 | Spool M13B | 28, 29, 30, 31 |
| M13B | 30 | 6760963 | Spring kit spool M13B | 29, 30 |
| | | | | |
| M13B | 30 | 9120099611 | Supply check valve | 23, 24, 25, 26 |
| M13B | 30 | 6760961 | Spring kit supply check valve | 24, 25 |
| | | | | |
| M13B | 30 | 6760897 | DS-3799-0, Solenoid cartridge | 3 [1] |
| M13B | 30 | - | SK08-3 (Seal kit DS-3799-0) | Not shown |
| M13B + 24 | 30 + 05 | 6760652 | CCS024A, Coil 24 VDC | 2 |
| | | | | |
| QR | 37 | 6760898 | DSH083B, Solenoid cartridge | 19 [17] |
| QR | 37 | - | SK08-3N (Seal kit DSH083B) | Not shown |
| | | | | |
| PS25, PSI25 | 37 | 393000U076 | External/internal pilot pressure supply | 4, 5, 6, 7, 8, 10 [9], 11 [12, 13, 14, 15] |
| PS25, PSI25 | 37 | 6760962 | Spring kit PS25, PSI25 | 5, 7 |
| PS25, PSI25 | 37 | 6760899 | Seal kit PS25, PSI25 | 5, 12, 13, 14, 15 |
| | | | | |
| PSI25 + G | 37 + 04 | - | Plug VST11/8EDCF | 16 |
| PSI25 + G | 37 + 04 | - | Plug VST11/4EDCF | 22 |
| | | | | |
| M13B | 30 | 6760017 | Plug kit M6x10 (2 pcs in kit) | 20(2x), 21(2x) |
| M13B | 30 | 6760222 | Plug kit M6x10 (5 pcs in kit) | 20(5x), 21(5x) |
| | | | | |
| | | 6760303 | Intersection seal kit | 32(7x), 33, 34, 35(2x), 36(2x) |
| | | | | |

M14 manifold

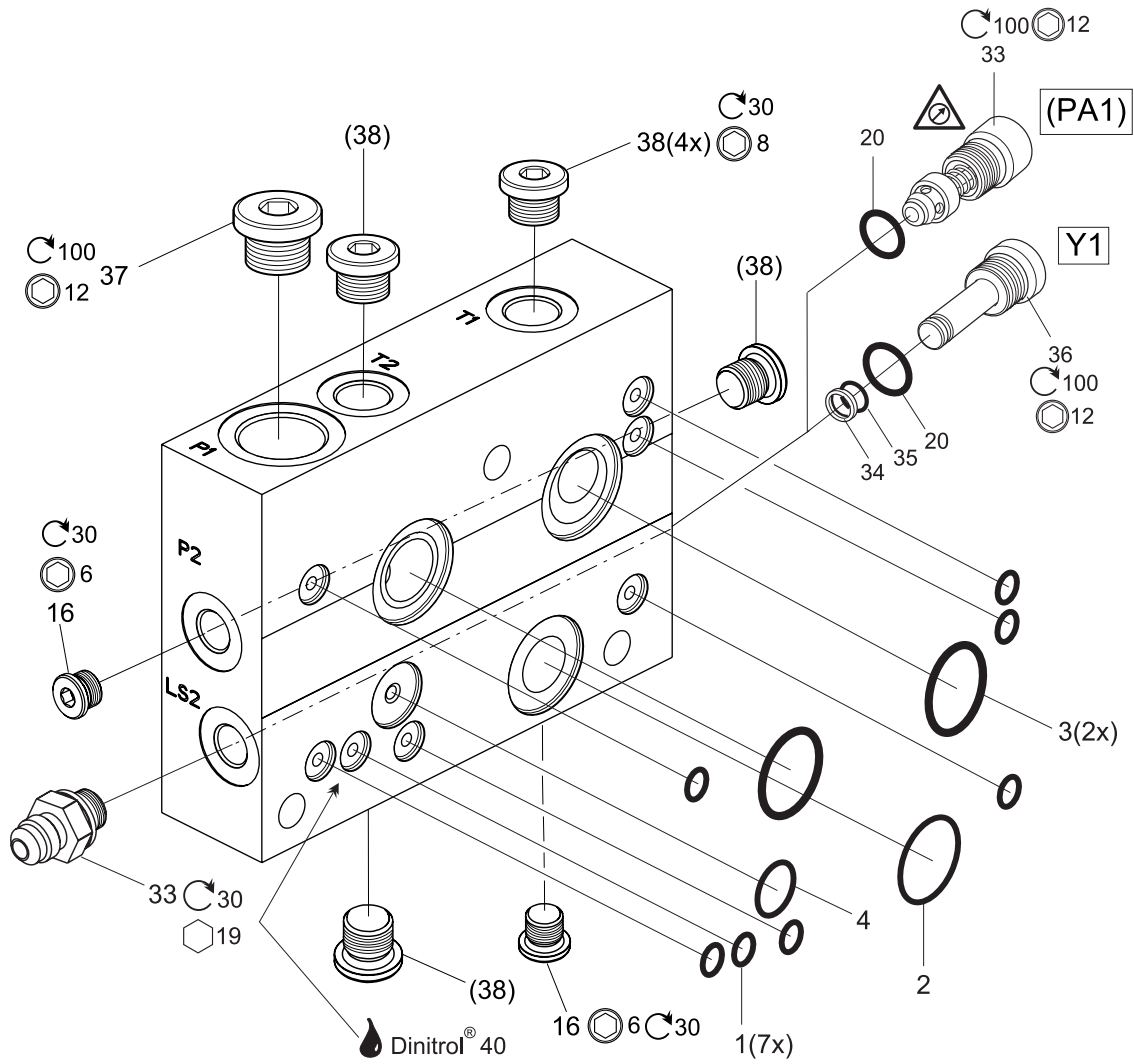
**Directional Control Valves
Series L90LS- Manifolds**














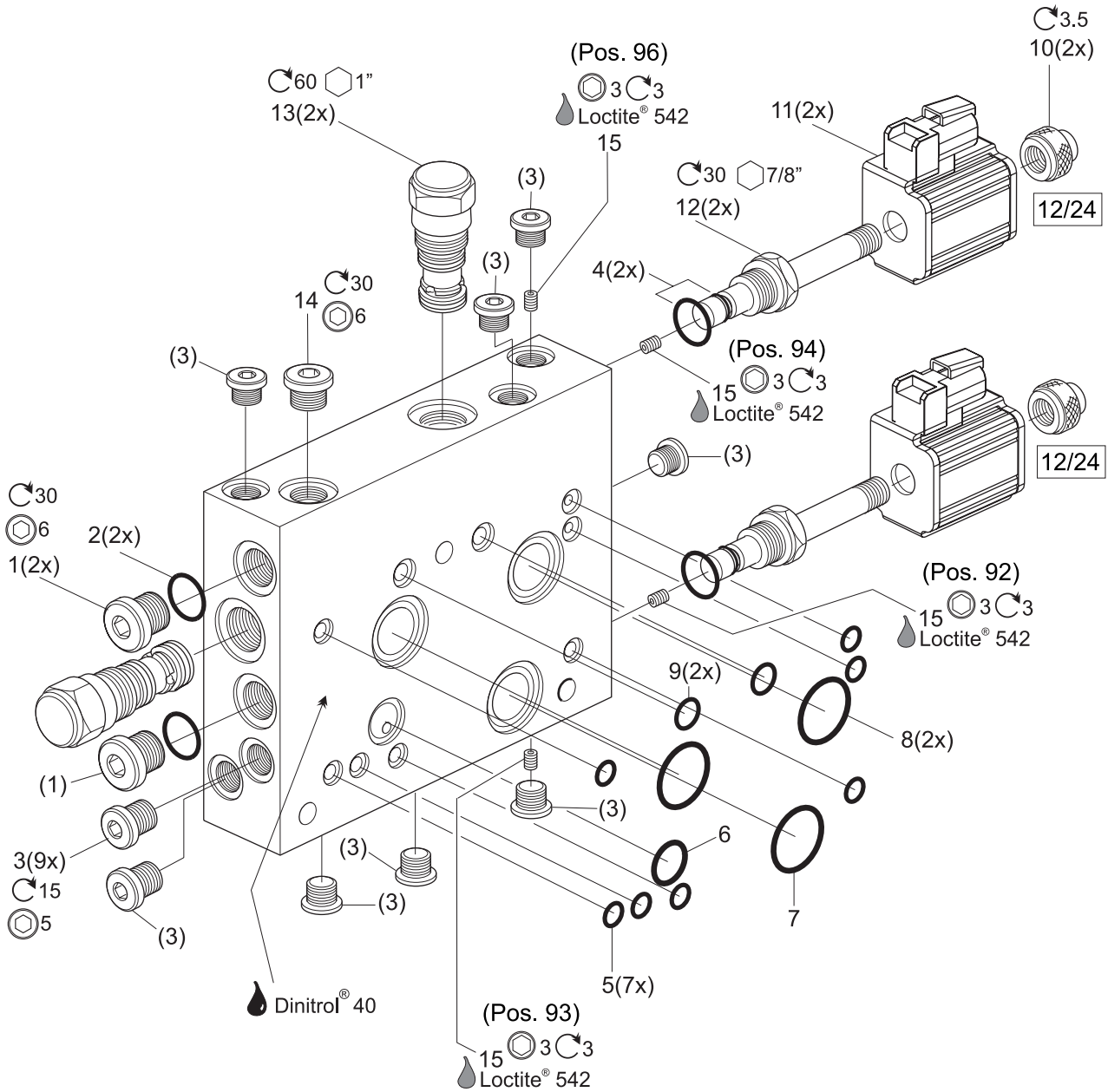
M14 manifold

| See Customer Specification | | | | |
|----------------------------|---------|------------|-----------------------------------|--------------------------------|
| Code | Pos | Part | Description | Remarks / Items |
| M14 | 90 | 6760906 | Cartridge DPS2-10-V-F-0-160 | 3 |
| M14 | 90 | 6760727 | AP02A22900N, Solenoid cartridge | 5 [8, 9] |
| M14 | 90 | 393000K821 | SK30006N-1, Seal kit AP02A22900N | 9 |
| 12 | 05 | 6760904 | CAP012H, Coil 12 VDC | 6 |
| 24 | 05 | 6760905 | CAP024H, Coil 24 VDC | 6 |
| PRA, PRB | 93 | 393000K195 | Plug kit, Y2 | 10 [11, 12, 13] |
| PRA, PRB | 93 | 393000K193 | Plug kit, X2 | 14 [11] |
| PRA, PRB | 93 | 393000K818 | Seal kit, Y2 | 11, 12, 13 |
| PRAB | 93 | 393000K194 | Check valve kit, N2 | 15 [11] |
| PRA, PRB, PRAB | 93 | 6760445 | Seal kit, (5 pcs in kit) | 11(5x) |
| TC | 92 | 6760729 | GS02 01 00N, Solenoid cartridge | 7 [22] |
| TC | 92 | - | SK30006N-1 (Seal kit GS02 01 00N) | Not shown |
| TC + 12 | 92 + 05 | 6760902 | CCP012HE, Coil 12 VDC | 21 |
| TC + 24 | 92 + 05 | 6760903 | CCS024H, Coil 24 VDC | 21 |
| TO | 92 | - | Plug 8HP50N-S | 1 |
| M14 | 90 | - | Plug VST11/8EDCF | 4 |
| M14 | 90 | - | Plug VST11/4EDCF | 2 |
| | | 6760303 | Intersection seal kit | 16(2x), 17(7x), 18, 19, 20(2x) |

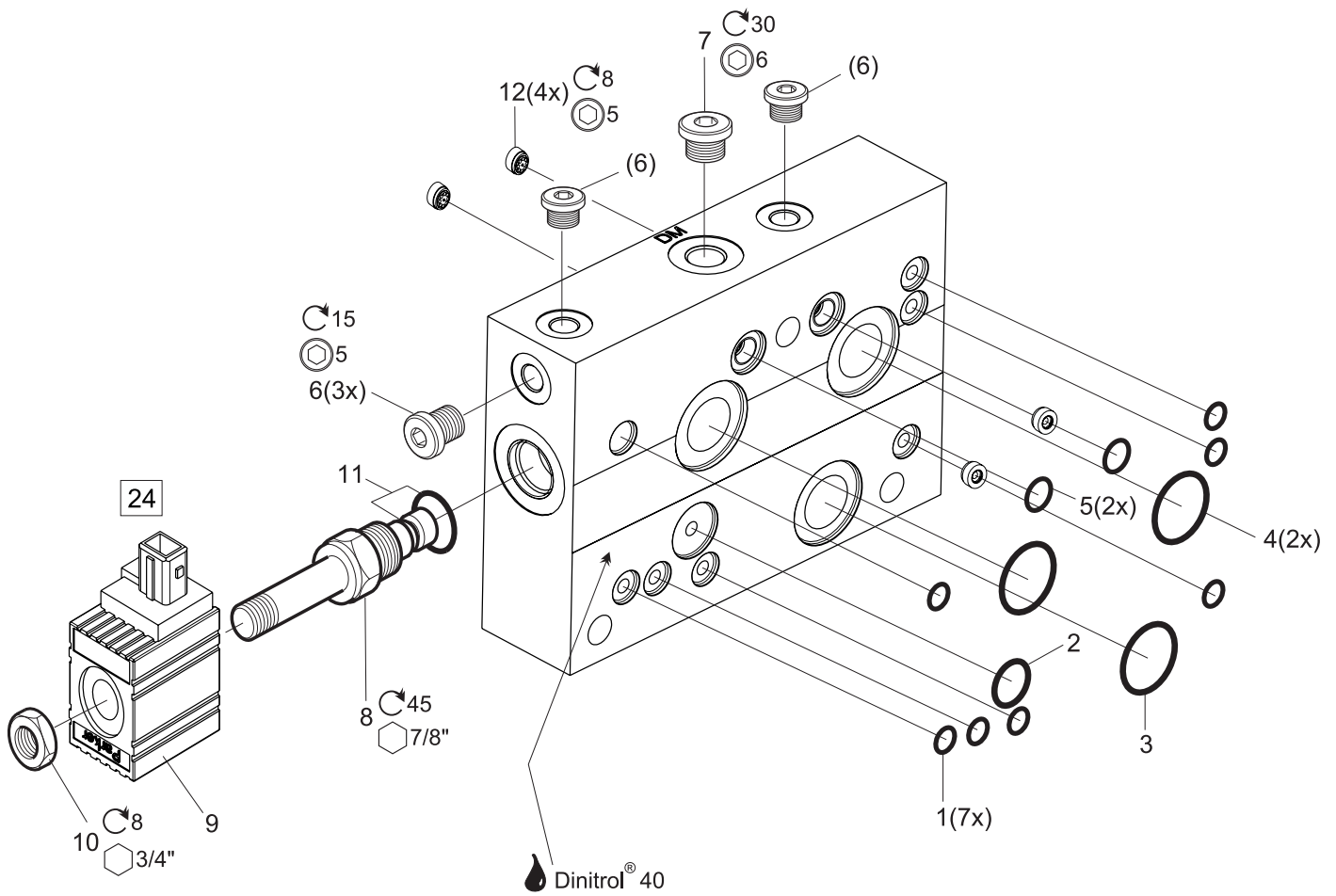
M15 manifold



| See Customer Specification | | | | |
|----------------------------|-----|------------|----------------------------------------|---------------------------------------------------------------------------------------------|
| Code | Pos | Part | Description | Remarks / Items |
| 140 | 98 | 9120029256 | Main relief valve (PA1), PLC182-140-20 | 33 [20]  |
| 160 | 98 | 9120029257 | Main relief valve (PA1), PLC182-160-20 | 33 [20]  |
| 175 | 98 | 9120029258 | Main relief valve (PA1), PLC182-175-20 | 33 [20]  |
| 190 | 98 | 9120029259 | Main relief valve (PA1), PLC182-190-20 | 33 [20]  |
| 210 | 98 | 9120029260 | Main relief valve (PA1), PLC182-210-20 | 33 [20]  |
| 230 | 98 | 9120029261 | Main relief valve (PA1), PLC182-230-20 | 33 [20]  |
| 250 | 98 | 9120029262 | Main relief valve (PA1), PLC182-250-20 | 33 [20]  |
| 260 | 98 | 9120029273 | Main relief valve (PA1), PLC182-260-20 | 33 [20]  |
| 280 | 98 | 9120029263 | Main relief valve (PA1), PLC182-280-20 | 33 [20]  |
| 300 | 98 | 9120029264 | Main relief valve (PA1), PLC182-300-20 | 33 [20]  |
| 350 | 98 | 9120029266 | Main relief valve (PA1), PLC182-350-20 | 33 [20]  |
| (PLC182) | 98 | 6760193 | O-ring kit (5 pcs in kit) | 20(5x) |
| | | | | |
| Y1 | 92 | 9120092014 | Main relief cavity plugged | 36 [20, 34, 35] |
| Y1 | 92 | 393000K804 | Seal kit, Y1 | 20, 34, 35 |
| | | | | |
| U | 04 | - | Nipple 6F4OMXS | 33 |
| | | | | |
| M15 | 90 | - | Plug VST11/4EDCF | 16 |
| M15 | 90 | - | Plug VST13/8EDCF | 38 |
| M15 | 90 | - | Plug VST13/4EDCF | 37 |
| | | | | |
| | | 6760303 | Intersection seal kit | 1(7x), 2, 3(2x), 4 |
| | | | | |

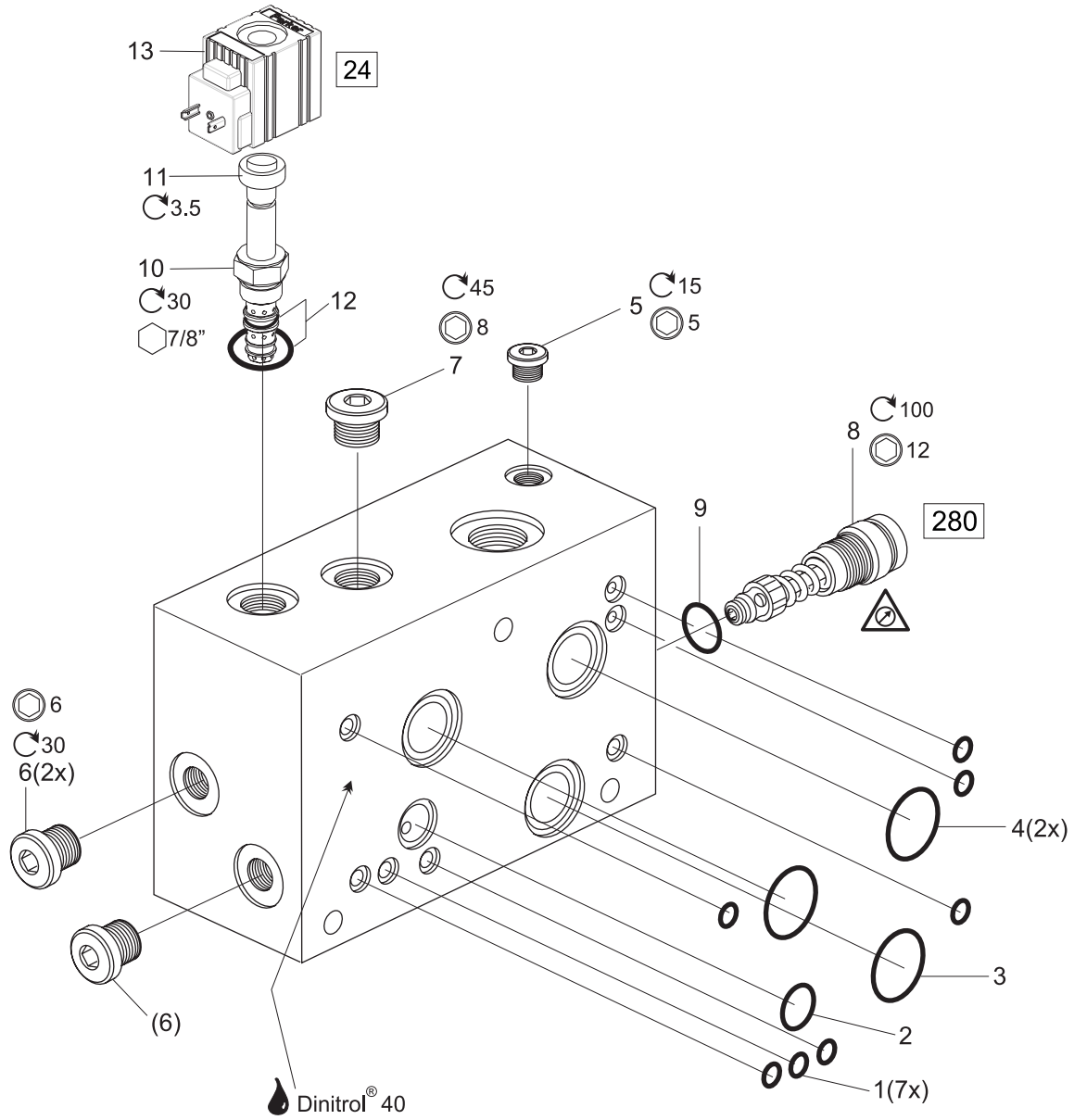



| See Customer Specification | | | | |
|----------------------------|----------------|------------|----------------------------------|---------------------------|
| Code | Pos | Part | Description | Remarks / Items |
| M16 | 90 | 6760906 | Cartridge DPS2-10-V-F-0-160 | 13 |
| M16 | 90 | 6760727 | AP02A22900N, Solenoid cartridge | 12 [4, 10] |
| M16 | 90 | 393000K821 | SK30006N-1, Seal kit AP02A22900N | 4 |
| 12 | 05 | 6760904 | CAP012H, Coil 12 VDC | 11 |
| 24 | 05 | 6760905 | CAP024H, Coil 24 VDC | 11 |
| 0,45 | 92, 93, 94, 96 | 6760099 | Pilot restriction Ø0.45 mm | 15 (5 pcs in kit) |
| 0,8 | 92, 93, 94, 96 | 6760102 | Pilot restriction Ø0.8 mm | 15 (5 pcs in kit) |
| 1,2 | 92, 93, 94, 96 | 6760106 | Pilot restriction Ø1.2 mm | 15 (5 pcs in kit) |
| 1,6 | 92, 93, 94, 96 | 6760110 | Pilot restriction Ø1.6 mm | 15 (5 pcs in kit) |
| M16 | 90 | - | Plug VST11/8EDCF | 3 |
| M16 | 90 | - | Plug VST11/4EDCF | 14 |
| M16 | 90 | 6760773 | Plug (O-ring), BSP 1/4" | 1 [2] |
| | | 6760303 | Intersection seal kit | 5(7x), 6, 7, 8(2x), 9(2x) |







M17 manifold

| See Customer Specification | | | | |
|----------------------------|-----|---------|-----------------------------|---------------------------|
| Code | Pos | Part | Description | Remarks / Items |
| M17 | 90 | 6760910 | DSH081C, Solenoid cartridge | 8 [10, 11] |
| M17 | 90 | - | SK08-2 (Seal kit DSH081C) | 11 |
| | | | | |
| 24 | 05 | 6760911 | S8LJD024, Coil 24 VDC | 9 |
| | | | | |
| M17 | 90 | 6760912 | Check valve RB 0 | 12 |
| | | | | |
| M17 | 90 | - | Plug VST11/8EDCF | 6 |
| M17 | 90 | - | Plug VST11/4EDCF | 7 |
| | | | | |
| | | 6760303 | Intersection seal kit | 1(7x), 2, 3, 4(2x), 5(2x) |
| | | | | |



| See Customer Specification | | | | |
|----------------------------|-----|------------|----------------------------------|-------------------------------------------------------------------------------------------|
| Code | Pos | Part | Description | Remarks / Items |
| A215 | 90 | 9120029263 | Main relief valve, PLC182-280-20 | 8 [9]  |
| A215 | 90 | 6760193 | O-ring kit (5 pcs in kit) | 9(5x) |
| A215 | 90 | 6760727 | AP02A22900N, Solenoid cartridge | 10 [11, 12] |
| A215 | 90 | 393000K821 | SK30006N-1, Seal kit AP02A22900N | 12 |
| 24 | 05 | 6760726 | CAP024D, Coil 24 VDC | 13 |
| A215 | 90 | - | Plug VST11/8EDCF | 5 |
| A215 | 90 | - | Plug VST11/4EDCF | 6 |
| A215 | 90 | - | Plug VST13/8EDCF | 7 |
| | | 6760303 | Intersection seal kit | 1(7x), 2, 3, 4(2x) |

| Symbol | Description |
|-----------------------------------------------------------------------------------|-------------------------------------------------------------------------------------------------------------------------------------------------------------------------------------------------------------------------------------------------------------------------------------------------------------------------------------------------------------------------------------------------------------------------------------------------------------------------------------------------------------------------------------------------------------------------------------------------------------------------------------------------------------------------------------------------------------------------------------------------------------------------------------------------------------------------------------------------------------------------------------------------------------------------------------------------------------------------------------------------------------------------------------------------------------|
|  | <p>For optimum function, the radial play between spool and spool bore must be correct. Spools are therefore colour-coded to identify sizes. We recommend that the whole valve/section is changed if the spool has to be replaced (valve housings cannot be purchased as spares, so if a new one is required a new valve or complete section should be ordered). If the spool has to be changed, it is extremely important that the new spool is the right size.</p> <p>If the spool is too large, it will not work properly even if it appears to function perfectly on assembly, and if the spool is too small, function will also be adversely affected. Spools that are classified by size are marked in the list with .</p> <p>The colour-marking of the spool may disappear after a time, so, unless otherwise stated, the housing is marked with a letter to indicate the respective colour as follows: B for Blue, G for Green, R for Red.</p> |
|  | <p>Changing the settings, replacing the preset pressure relief valve or breaking the seal must only be done in accordance with the manufacturer's instructions. Other settings may seriously damage the machine and other assets, and may cause personal injury. Note that a value contained in the customer specification manual does not apply if the manufacturer changed the settings at installation. Always contact the manufacturer's service organisation before servicing items marked with .</p> |

Parker Worldwide

Europe, Middle East, Africa

AE – United Arab Emirates,
Dubai

Tel: +971 4 8127100
parker.me@parker.com

AT – Austria, Wiener Neustadt

Tel: +43 (0)2622 23501-0
parker.austria@parker.com

AT – Eastern Europe, Wiener
Neustadt

Tel: +43 (0)2622 23501 900
parker.easteurope@parker.com

AZ – Azerbaijan, Baku

Tel: +994 50 2233 458
parker.azerbaijan@parker.com

BE/LU – Belgium, Nivelles

Tel: +32 (0)67 280 900
parker.belgium@parker.com

BY – Belarus, Minsk

Tel: +375 17 209 9399
parker.belarus@parker.com

CH – Switzerland, Etoy

Tel: +41 (0)21 821 87 00
parker.switzerland@parker.com

CZ – Czech Republic, Klecany

Tel: +420 284 083 111
parker.czechrepublic@parker.com

DE – Germany, Kaarst

Tel: +49 (0)2131 4016 0
parker.germany@parker.com

DK – Denmark, Ballerup

Tel: +45 43 56 04 00
parker.denmark@parker.com

ES – Spain, Madrid

Tel: +34 902 330 001
parker.spain@parker.com

FI – Finland, Vantaa

Tel: +358 (0)20 753 2500
parker.finland@parker.com

FR – France, Contamine s/Arve

Tel: +33 (0)4 50 25 80 25
parker.france@parker.com

GR – Greece, Athens

Tel: +30 210 933 6450
parker.greece@parker.com

HU – Hungary, Budapest

Tel: +36 1 220 4155
parker.hungary@parker.com

IE – Ireland, Dublin

Tel: +353 (0)1 466 6370
parker.ireland@parker.com

IT – Italy, Corsico (MI)

Tel: +39 02 45 19 21
parker.italy@parker.com

KZ – Kazakhstan, Almaty

Tel: +7 7272 505 800
parker.easteurope@parker.com

NL – The Netherlands, Oldenzaal

Tel: +31 (0)541 585 000
parker.nl@parker.com

NO – Norway, Asker

Tel: +47 66 75 34 00
parker.norway@parker.com

PL – Poland, Warsaw

Tel: +48 (0)22 573 24 00
parker.poland@parker.com

PT – Portugal, Leca da Palmeira

Tel: +351 22 999 7360
parker.portugal@parker.com

RO – Romania, Bucharest

Tel: +40 21 252 1382
parker.romania@parker.com

RU – Russia, Moscow

Tel: +7 495 645-2156
parker.russia@parker.com

SE – Sweden, Spånga

Tel: +46 (0)8 59 79 50 00
parker.sweden@parker.com

SK – Slovakia, Banská Bystrica

Tel: +421 484 162 252
parker.slovakia@parker.com

SL – Slovenia, Novo Mesto

Tel: +386 7 337 6650
parker.slovenia@parker.com

TR – Turkey, Istanbul

Tel: +90 216 4997081
parker.turkey@parker.com

UA – Ukraine, Kiev

Tel +380 44 494 2731
parker.ukraine@parker.com

UK – United Kingdom, Warwick

Tel: +44 (0)1926 317 878
parker.uk@parker.com

ZA – South Africa, Kempton Park

Tel: +27 (0)11 961 0700
parker.southafrica@parker.com

North America

CA – Canada, Milton, Ontario

Tel: +1 905 693 3000

US – USA, Cleveland

(industrial)
Tel: +1 216 896 3000

US – USA, Elk Grove Village

(mobile)
Tel: +1 847 258 6200

Asia Pacific

AU – Australia, Castle Hill

Tel: +61 (0)2-9634 7777

CN – China, Shanghai

Tel: +86 21 2899 5000

HK – Hong Kong

Tel: +852 2428 8008

IN – India, Mumbai

Tel: +91 22 6513 7081-85

JP – Japan, Fujisawa

Tel: +81 (0)4 6635 3050

KR – South Korea, Seoul

Tel: +82 2 559 0400

MY – Malaysia, Shah Alam

Tel: +60 3 7849 0800

NZ – New Zealand, Mt Wellington

Tel: +64 9 574 1744

SG – Singapore

Tel: +65 6887 6300

TH – Thailand, Bangkok

Tel: +662 717 8140

TW – Taiwan, Taipei

Tel: +886 2 2298 8987

South America

AR – Argentina, Buenos Aires

Tel: +54 3327 44 4129

BR – Brazil, Sao Jose dos

Campos
Tel: +55 12 4009 3500

CL – Chile, Santiago

Tel: +56 2 623 1216

MX – Mexico, Apodaca

Tel: +52 81 8156 6000

VE – Venezuela, Caracas

Tel: +58 212 238 5422

© 2010 Parker Hannifin Corporation. All rights reserved.

EMEA Product Information Centre

Free phone: 00 800 27 27 5374

(from AT, BE, CH, CZ, DE, DK, EE, ES, FI, FR, IE, IL,
IS, IT, LU, MT, NL, NO, PL, PT, RU, SE, SK, UK, ZA)

US Product Information Centre

Toll-free number: 1-800-27 27 537

www.parker.com



Your local authorized Parker distributor